



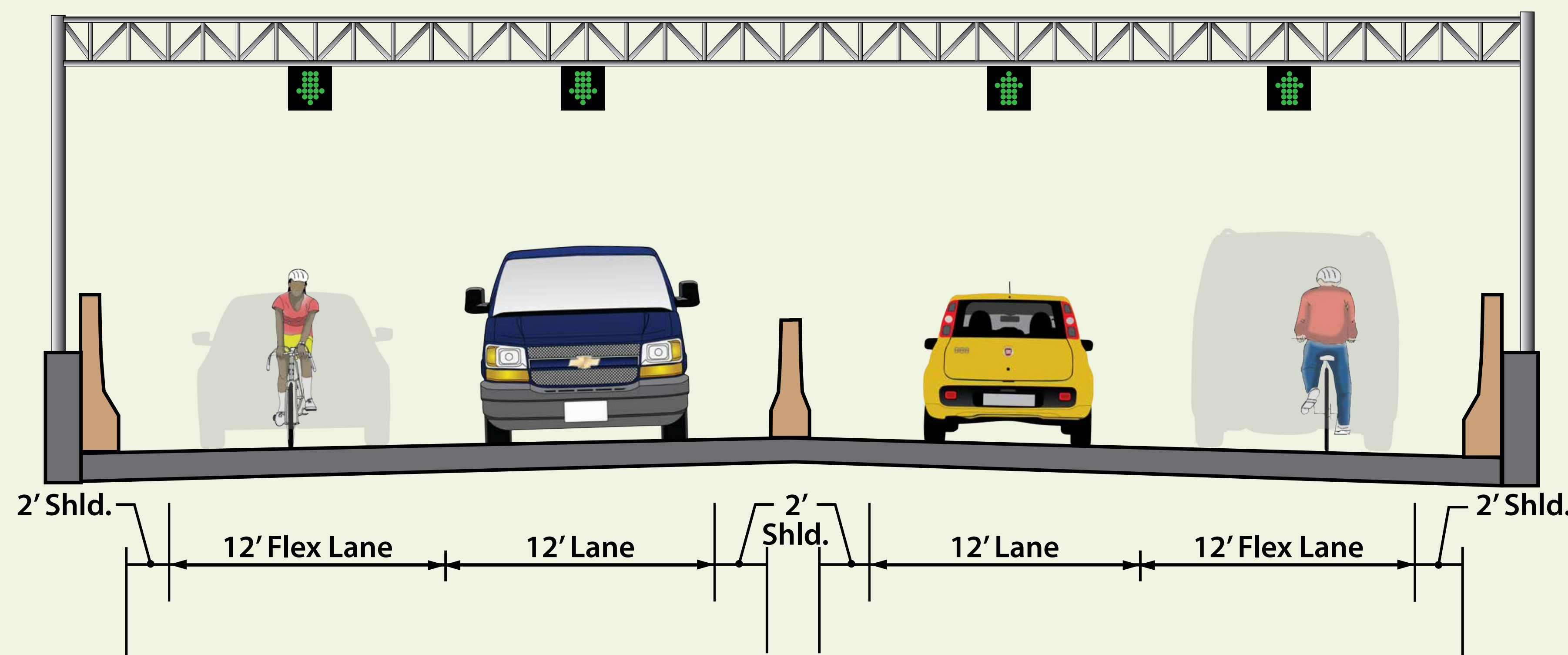
WELCOME

Purpose of the Informational Open House

- To inform bridge users about bicycle lane-sharing features.
- To solicit comments on bicycle usage – days of the week, hours, and seasons – on the new Nice/Middleton Bridge.

Bicycle System Features

Nice/Middleton Bridge Bicycle System

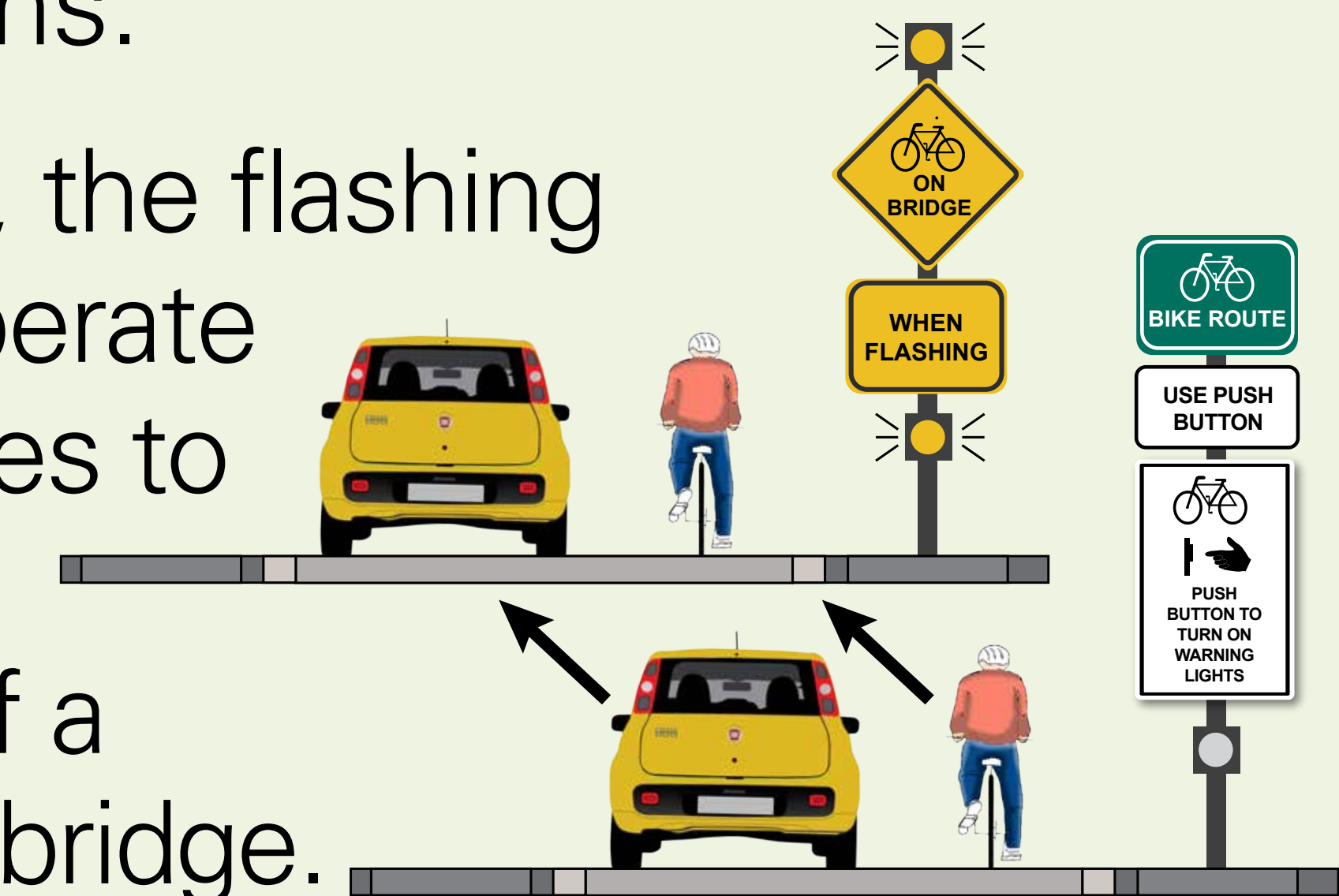


The new Nice/Middleton Bridge's Bicycle System includes warning signs, push-button activated flashing warning beacons, and bicycle-friendly joints.

The new Nice/Middleton Bridge accommodates bicyclists in the right lane in the northbound and southbound directions. Bicycles are permitted to use the entirety of the lane and vehicular traffic is permitted to use both lanes.

Before entering the bridge, bicyclists will push a button to activate the flashing warning beacons.

Once activated, the flashing beacons will operate for 10-15 minutes to alert drivers of the presence of a bicyclist on the bridge.



Bicycle-friendly modular expansion joints were constructed instead of finger joints, which are typically used on MDTA bridges.



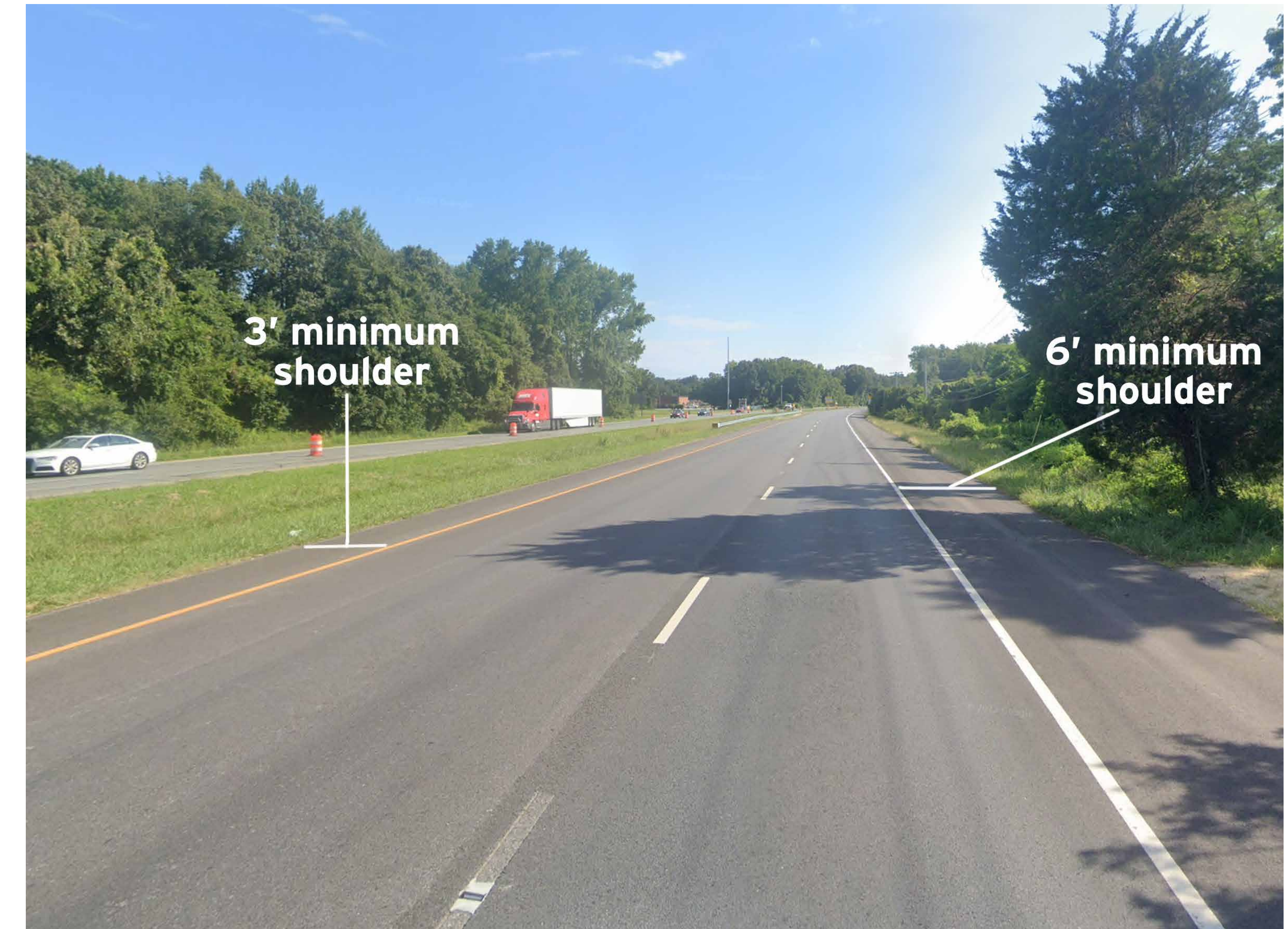
Bicycle Features on Approach Roadways

US 301 Northbound in Virginia

Narrow shoulders require bikes to share travel lane.

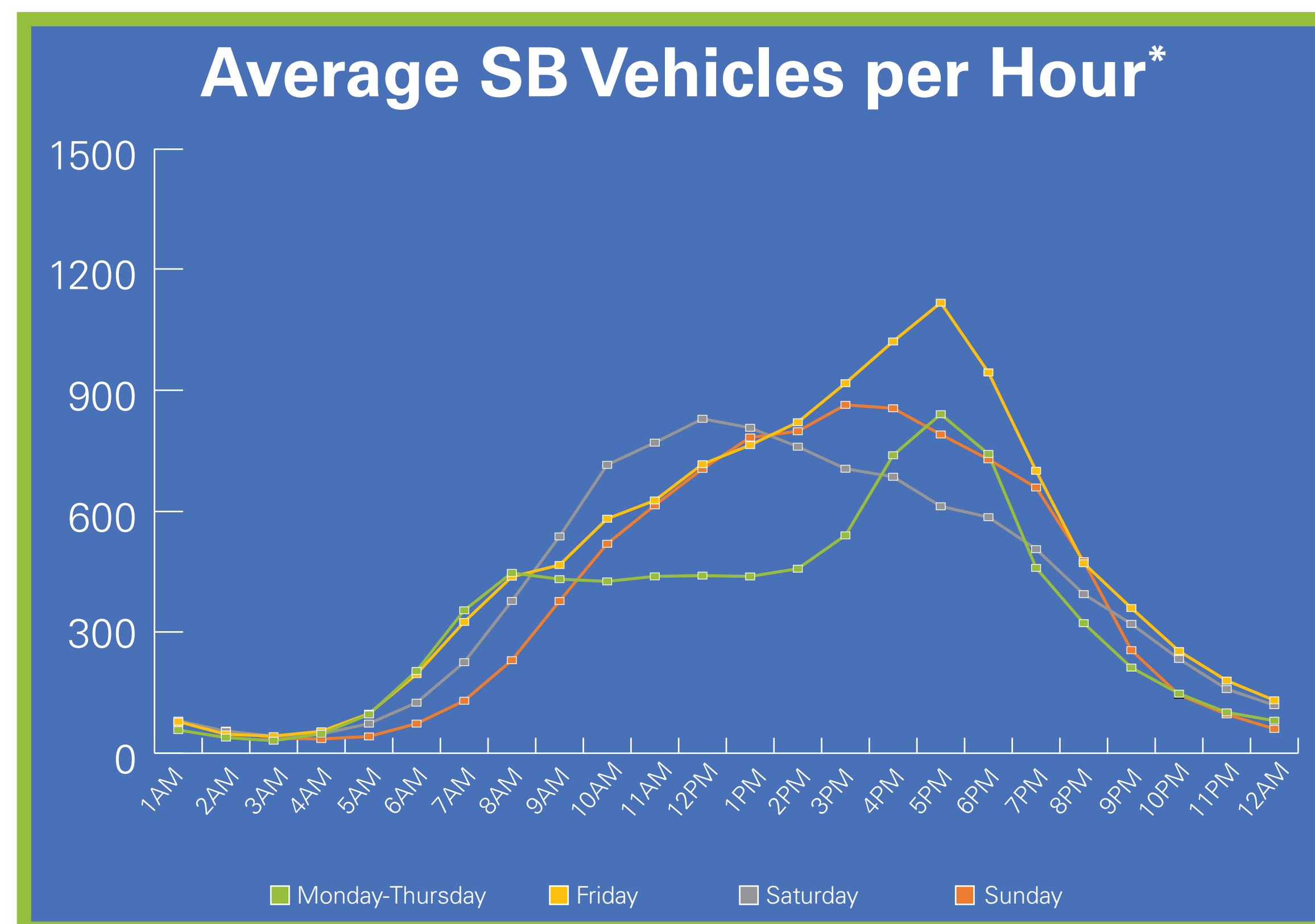
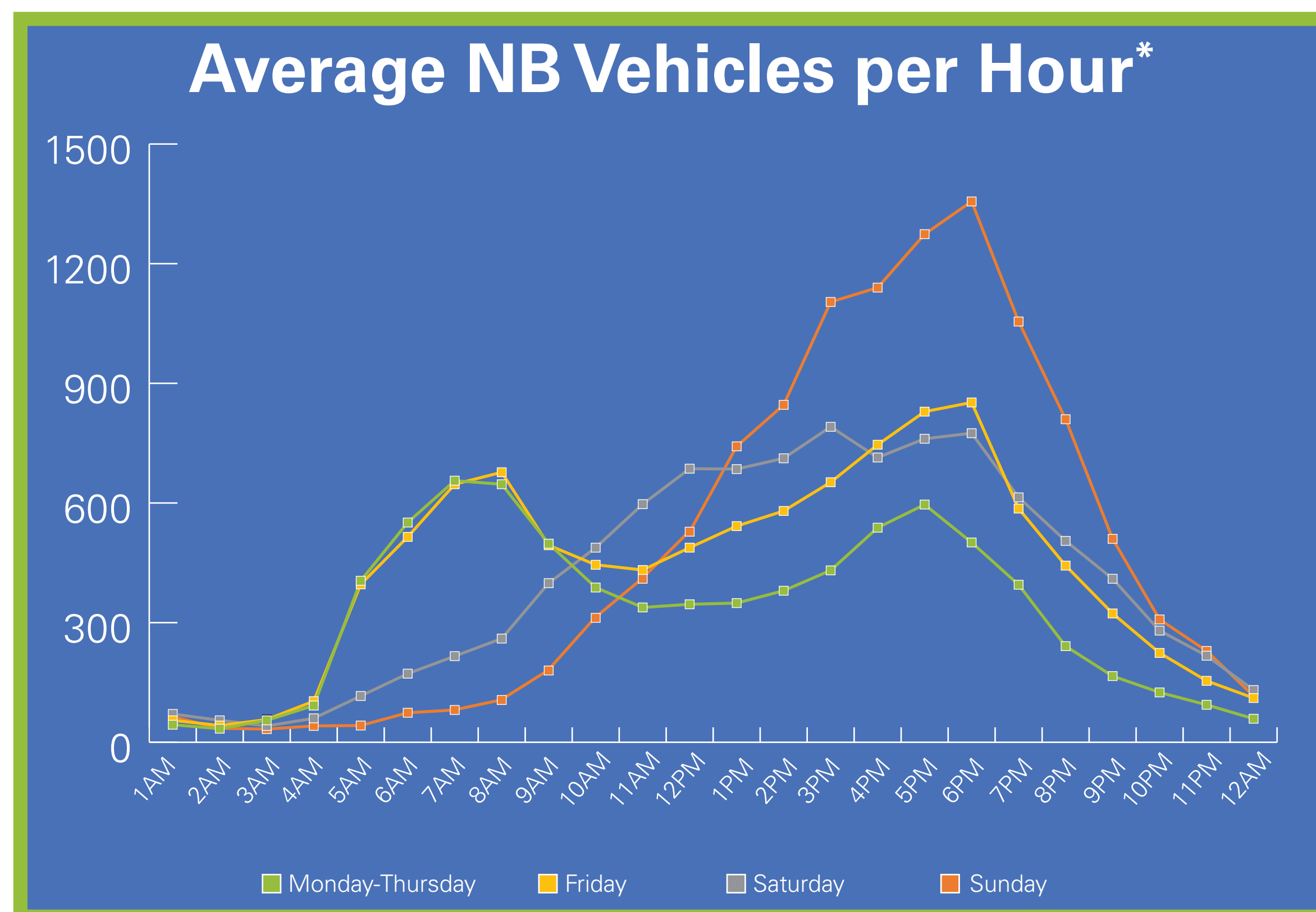


US 301 Southbound in Maryland

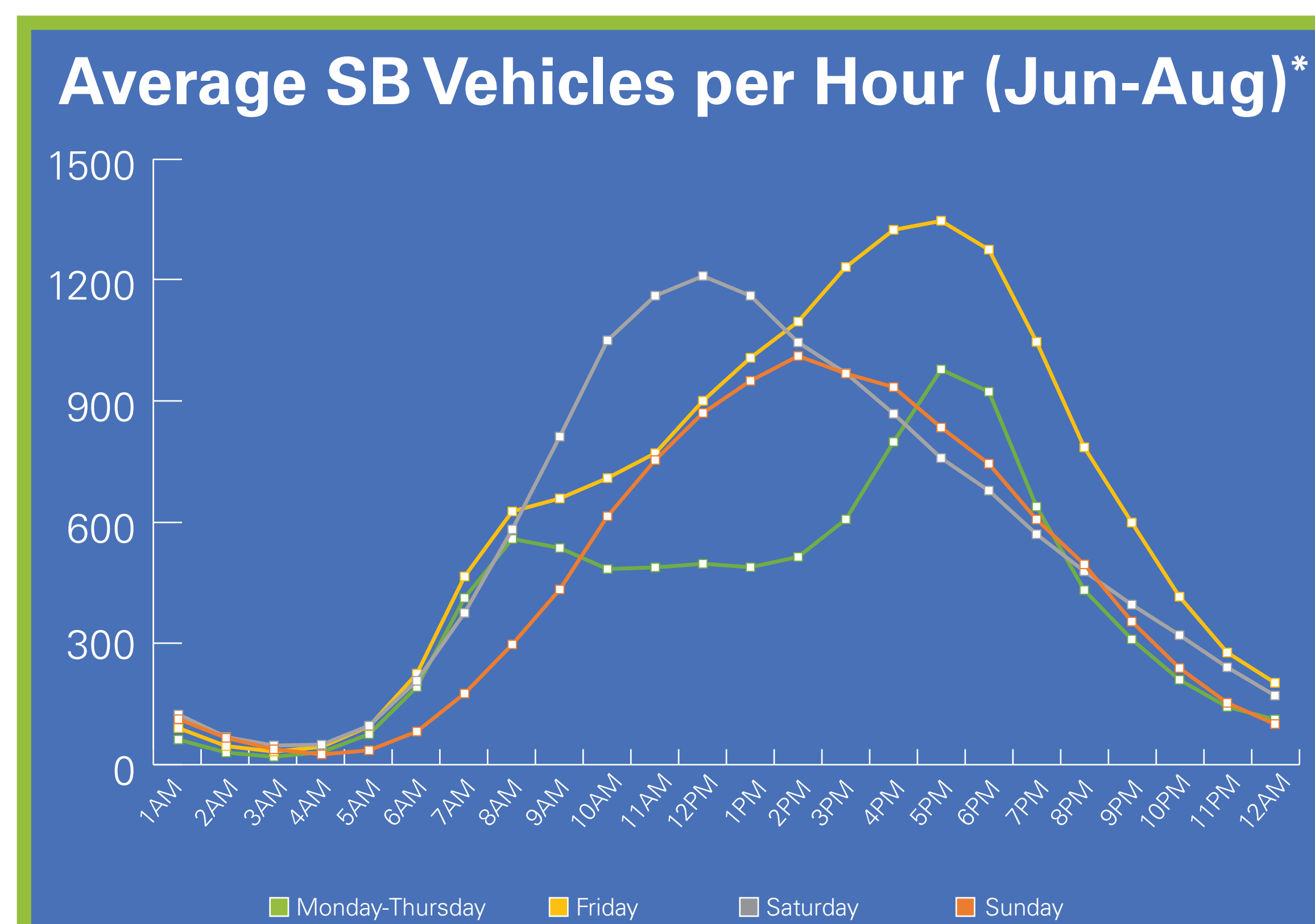
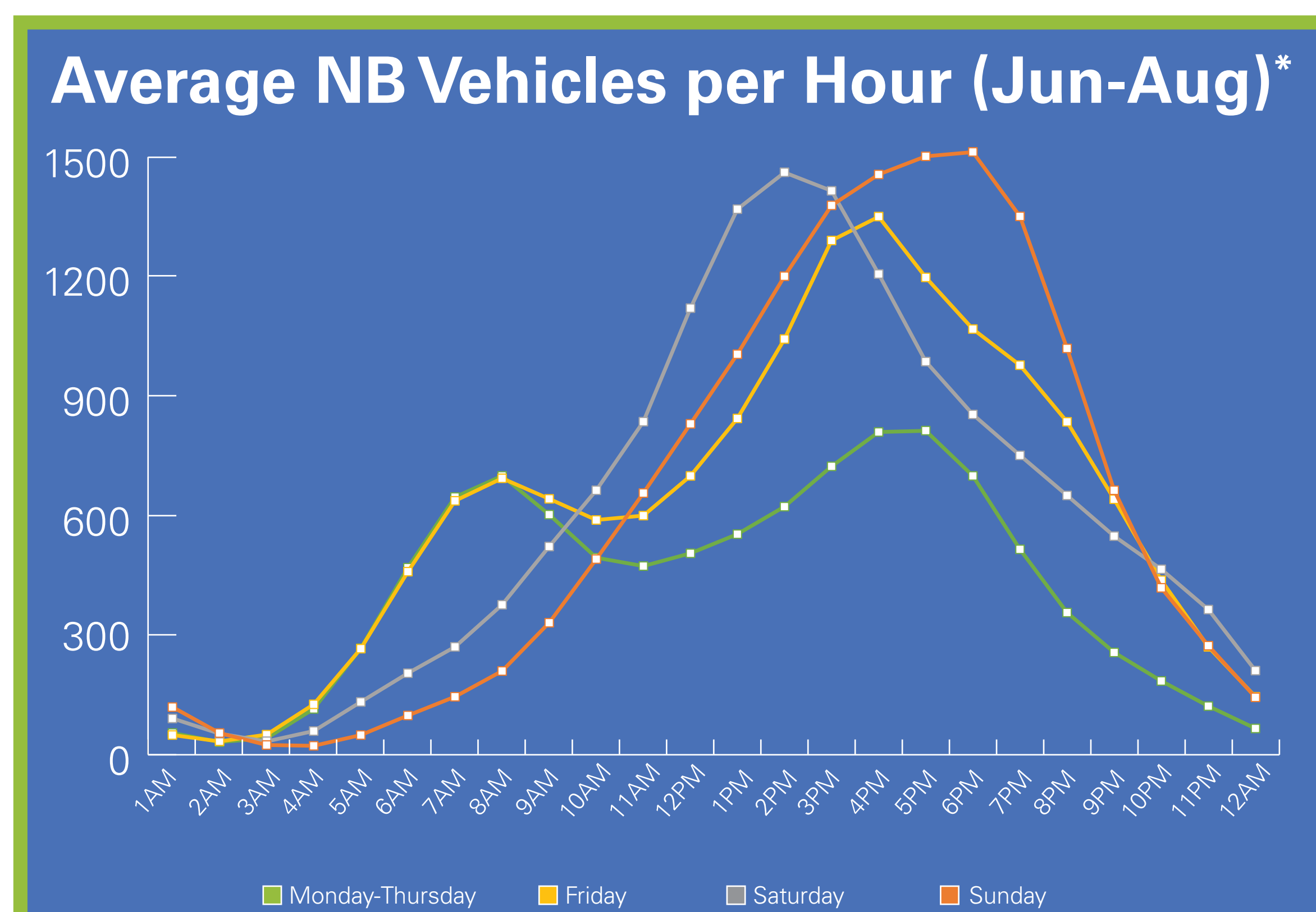


Average Hourly Traffic Volumes by Day of Week and Time of Day

Since October 2022*



Projected for Summer 2023*



Peak traffic volumes northbound and southbound typically occur between Friday and Sunday. The highest vehicle traffic volumes northbound usually occur during the late afternoon and evening hours on Sunday. The highest southbound vehicle volumes typically will occur Friday afternoon and evening hours.

*Traffic volumes are approximate based on available data.

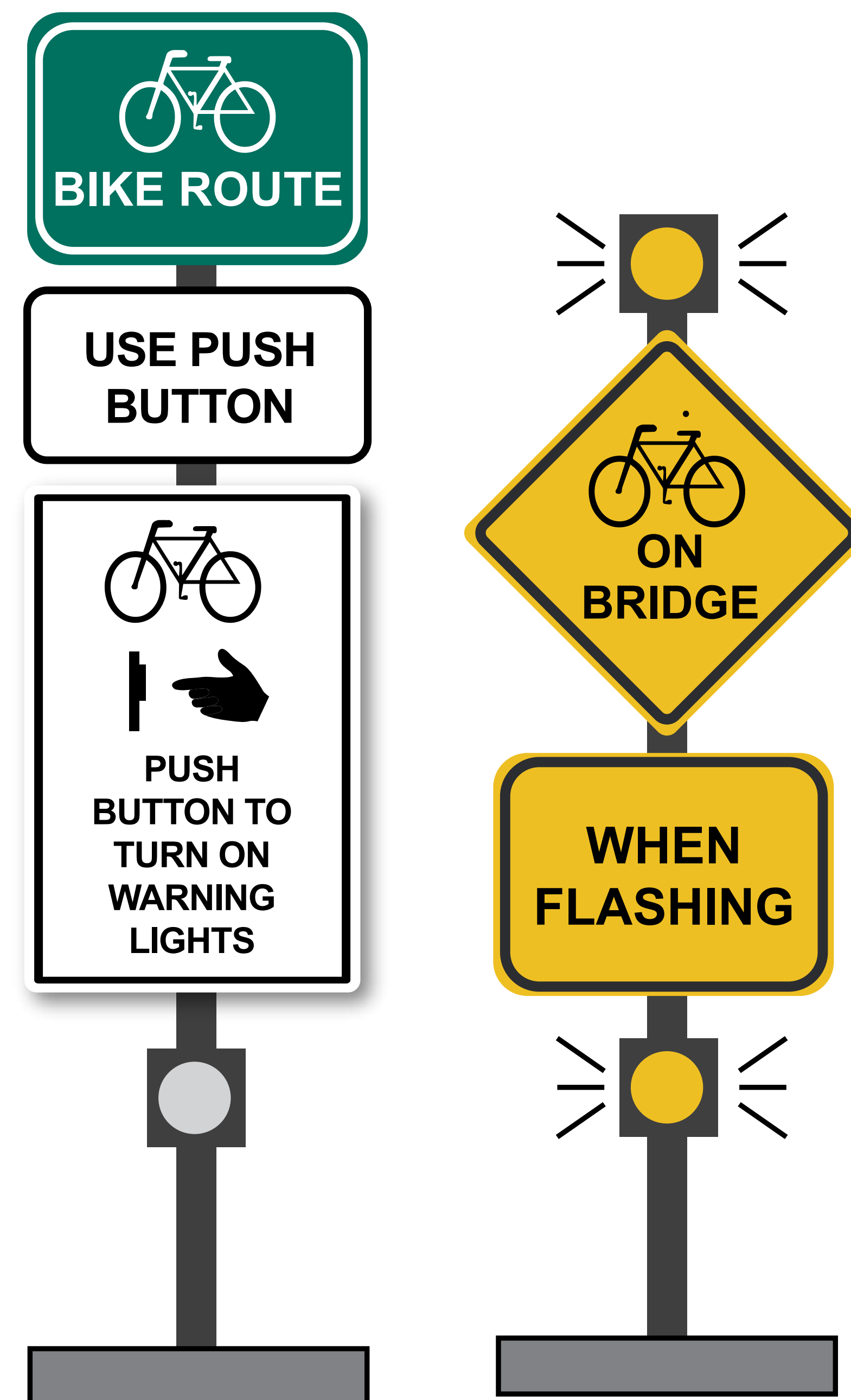
Know Before You Go...

1. As a motorist, what precautions should I take when bicyclists are on the Nice/Middleton Bridge?

When warning lights are flashing, indicating that a bicyclist is on the bridge, drivers are encouraged to drive at a safe speed and stay in the left lane. Trucks over five tons must use the right lane but may use the left lane to pass bicycles safely. Share the bridge!

2. What should I do before crossing the bridge on my bicycle?

- Bicyclists should push the designated button prior to crossing the bridge to activate warning lights



that alert drivers when a bicyclist is crossing. The lights will flash for 10-15 minutes, providing the bicyclist time to cross the bridge safely.

- Even if the lights are already flashing when you arrive at the bridge, still push the button to ensure the full 10-15 minute cycle is reactivated.
- Be visible by wearing bright clothing in the daytime. Maintain your bicycle and make sure your reflectors and lights are in working condition. Wear a helmet and wear it properly!

3. Is there an age requirement for bicycling across the bridge?

Bicyclists must be 18 years of age or older OR have a valid driver's license.

Know Before You Go...




4. Which lane do I use when riding my bicycle?

Bicyclists must ride in the direction of traffic and should position themselves in the center of the right lane. Bicyclists should ride single file and follow all other rules of the road.

5. What do I do if my bike breaks down?

Stay where you are and dial #77 for assistance or call MDTA Police at 410-537-6800.

**REPORT DISABLED
VEHICLES
CALL #77**



6. What if there is a lane closure or an incident on the bridge?

If there is a lane closure or incident on the bridge, bicycle riders will not be permitted to cross the bridge at that time. They will need to wait or call for assistance.

7. Can I walk across the bridge or ride my skateboard, scooter or skates?

Pedestrians, skateboards, scooters and skates are NOT permitted.



Have Your Voice Heard

Thank you for participating in this Informational Open House. We welcome your comments on bicycle usage and hours of operation on the Nice/Middleton Bridge.

How to comment:



Fill out a comment form provided at this Informational Open House. You can also access the comment form online at [nicemiddletonbridge.com](https://www.nicemiddletonbridge.com) or by scanning the QR code.



Please submit your comments for this Informational Open House via email at info@nicemiddletonbridge.com or on the project website.



Send comments by standard mail to:
Nice/Middleton Bridge Open House
2310 Broening Highway, Baltimore, MD 21224

The comment period will close at 5:00 PM on May 10, 2023.

Title VI Questionnaire

What is Title VI?

- Title VI of the Civil Rights Act of 1964 provides that no person shall on the ground of race, color, national origin, sex, English proficiency, or disabilities be excluded from participation in, be denied the benefits of, or be subjected to discrimination under any program or activity.

Should you need LEP assistance or if you believe the MDTA is not meeting the expectations of Title VI, you may direct questions, concerns, or file a complaint with:

Ryan Coleman

EEO Title VI Manager

Maryland Transportation Authority

Division of Civil Rights and Fair Practice

2310 Broening Highway

Baltimore, MD 21224

410-537-5660 (Direct) | 410-537-1044 (Fax)

mdtatitlevipublicparticipationsurvey@mdta.maryland.gov

Why is Title VI Important?

- Title VI ensures that public services, including transportation, are provided in an equitable and nondiscriminatory manner.
- Title VI provides opportunities for public participation in decision-making without regard to race, color, or national origin, including populations with Limited English Proficiency (LEP).

Please Fill Out a Survey by Scanning the Link Below.

The MDTA strives to involve all groups relevant to the project in its public involvement activities. Please fill out a Demographic Information Survey to assist the MDTA in planning outreach to communities near the Nice/Middleton Bridge.

