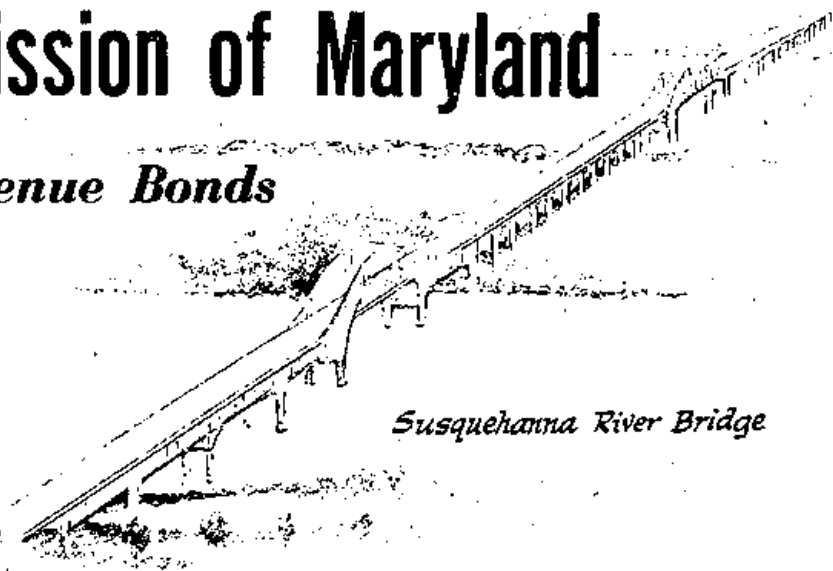



State Roads Commission of Maryland

Bridge and Tunnel Revenue Bonds



Susquehanna River Bridge




BALTIMORE HARBOR TUNNEL

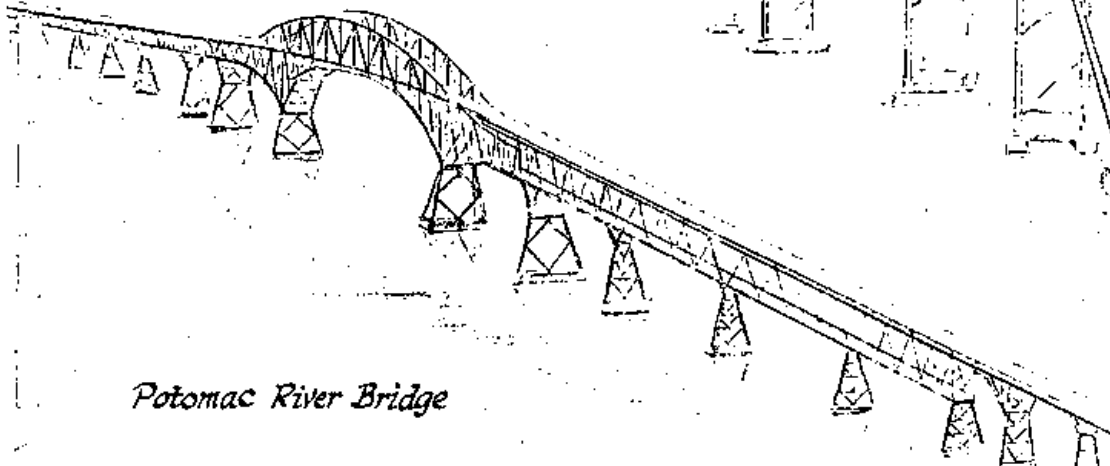
Patapsco Tunnel

Financial Report

SEP - 1970



Chesapeake Bay Bridge



Potomac River Bridge



STATE OF MARYLAND
STATE ROADS COMMISSION
 300 WEST PRESTON STREET
 BALTIMORE, MD. 21201

(MAILING ADDRESS-P.O. BOX 717, BALTIMORE, MD. 21201)

OCTOBER 20, 1970

MARYLAND NATIONAL BANK, TRUSTEE
 BALTIMORE, MARYLAND

GENTLEMEN:

THIS REPORT IS SUBMITTED IN CONFORMITY WITH THE PROVISIONS OF SECTION 712 OF ARTICLE VII OF THE TRUST AGREEMENT, DATED OCTOBER 1, 1954, BY AND BETWEEN THE STATE ROADS COMMISSION OF MARYLAND AND THE MARYLAND NATIONAL BANK, TRUSTEE. INCOME, EXPENSES, AND OTHER INFORMATION RELATING TO THE SUSQUEHANNA RIVER TOLL BRIDGE, THE POTOMAC RIVER TOLL BRIDGE (HARRY W. NICE MEMORIAL BRIDGE), THE CHESAPEAKE BAY TOLL BRIDGE (WM. PRESTON LANE, JR. MEMORIAL BRIDGE) AND THE PATAPSCO TUNNEL ARE SHOWN FOR THE MONTH OF SEPTEMBER 1970 AND FOR THE FISCAL YEAR ENDED SEPTEMBER 30, 1970. THE REPORT ALSO INCLUDES A STATEMENT SHOWING THE APPLICATION OF FUNDS DERIVED FROM SALE OF \$180,000,000 PAR VALUE BRIDGE AND TUNNEL REVENUE BONDS ISSUED TO PROVIDE FUNDS FOR THE REDEMPTION OF OUTSTANDING STATE OF MARYLAND BRIDGE REVENUE BONDS (SERIES 1948) AND FOR THE COST OF CONSTRUCTING THE PATAPSCO TUNNEL PROJECT, INCLUDING FINANCING COSTS.

THE EXHIBITS CONTAINED IN THE REPORT ARE:

COMBINED STATEMENT OF INCOME AND EXPENSES OF THE SUSQUEHANNA RIVER TOLL BRIDGE, POTOMAC RIVER TOLL BRIDGE (HARRY W. NICE MEMORIAL BRIDGE), CHESAPEAKE BAY TOLL BRIDGE (WM. PRESTON LANE, JR. MEMORIAL BRIDGE), PATAPSCO TUNNEL AND GENERAL AND ADMINISTRATIVE EXPENSES FOR THE MONTH OF SEPTEMBER 1970, AND FOR THE FISCAL YEAR ENDED SEPTEMBER 30, 1970 EXHIBIT A

EXPENSES OF THE SUSQUEHANNA RIVER TOLL BRIDGE, POTOMAC RIVER TOLL BRIDGE (HARRY W. NICE MEMORIAL BRIDGE), CHESAPEAKE BAY TOLL BRIDGE (WM. PRESTON LANE, JR. MEMORIAL BRIDGE), PATAPSCO TUNNEL AND GENERAL AND ADMINISTRATIVE, FOR THE MONTH OF SEPTEMBER 1970 AND FOR THE FISCAL YEAR ENDED SEPTEMBER 30, 1970 SCHEDULE 1

STATEMENT OF TRAFFIC VOLUME AND TOLL INCOME, SUSQUEHANNA RIVER TOLL BRIDGE, FOR THE MONTHS OF SEPTEMBER 1970 AND 1969, AND FOR THE FISCAL YEARS ENDED SEPTEMBER 30, 1970 AND 1969 EXHIBIT B

STATEMENT OF TRAFFIC VOLUME AND TOLL INCOME, POTOMAC RIVER TOLL BRIDGE (HARRY W. NICE MEMORIAL BRIDGE), FOR THE MONTHS OF SEPTEMBER 1970 AND 1969, AND FOR THE FISCAL YEARS ENDED SEPTEMBER 30, 1970 AND 1969 EXHIBIT C

STATEMENT OF TRAFFIC VOLUME AND TOLL INCOME, CHESAPEAKE BAY TOLL BRIDGE (WM. PRESTON LANE, JR. MEMORIAL BRIDGE), FOR THE MONTHS OF SEPTEMBER 1970 AND 1969, AND FOR THE FISCAL YEARS ENDED SEPTEMBER 30, 1970 AND 1969 EXHIBIT D

STATEMENT OF TRAFFIC VOLUME AND TOLL INCOME, PATAPSCO TUNNEL, FOR THE MONTHS OF SEPTEMBER 1970 AND 1969, AND FOR THE FISCAL YEARS ENDED SEPTEMBER 30, 1970 AND 1969 EXHIBIT E

STATEMENT OF RESERVES (CREATED UNDER ARTICLE V OF TRUST AGREEMENT) FOR THE MONTH OF SEPTEMBER 1970 AND FOR THE FISCAL YEAR ENDED SEPTEMBER 30, 1970 EXHIBIT F

STATEMENT SHOWING DEPOSITS AND WITHDRAWALS, FUNDS CREATED UNDER ARTICLE V OF TRUST AGREEMENT, FOR THE MONTH OF SEPTEMBER 1970 EXHIBIT G

STATEMENT SHOWING DEPOSITS AND WITHDRAWALS, PATAPSCO TUNNEL CONSTRUCTION FUND, FOR THE MONTH OF SEPTEMBER 1970 AND FOR THE PERIOD FROM DECEMBER 7, 1954, THROUGH SEPTEMBER 30, 1970 EXHIBIT H

BRIDGE AND TUNNEL REVENUE BONDS - BALANCE SHEET, SEPTEMBER 30, 1970 EXHIBIT I

STATEMENT SHOWING BRIDGE AND TUNNEL REVENUE BONDS DATED OCTOBER 1, 1954, ISSUED, PAID,
PURCHASED OR REDEEMED AT SEPTEMBER 30, 1970 EXHIBIT J

CHART OF INCOME, SUSQUEHANNA RIVER TOLL BRIDGE, POTOMAC RIVER TOLL BRIDGE (HARRY W. NICE
MEMORIAL BRIDGE), CHESAPEAKE BAY TOLL BRIDGE (WM. PRESTON LANE, JR. MEMORIAL BRIDGE) AND
PATAPSCO TUNNEL EXHIBIT K

STATEMENT OF ANNUAL TOLL INCOME AND TRAFFIC VOLUME, WITH RESULTING PERCENTAGES, FOR THE
SUSQUEHANNA RIVER TOLL BRIDGE, THE POTOMAC RIVER TOLL BRIDGE (HARRY W. NICE MEMORIAL BRIDGE),
THE CHESAPEAKE BAY TOLL BRIDGE (WM. PRESTON LANE, JR. MEMORIAL BRIDGE), AND THE PATAPSCO
TUNNEL, TO SEPTEMBER 30, 1970 EXHIBIT L

THE FOLLOWING COMMENTS ARE ALSO SUBMITTED:

INCOME AND EXPENSES

INCOME

A SUMMARY OF THE INCOME FROM THE PROJECTS REFLECTED IN THE REVENUE FUND FOR THE MONTHS OF
SEPTEMBER 1970 AND 1969, AND FOR THE FISCAL YEARS ENDED SEPTEMBER 30, 1970 AND 1969 AND COMPARISONS,
IS AS FOLLOWS:

| | FACILITIES | | | | TOTAL |
|---|----------------------|------------------|-------------------|--------------------|-----------------|
| | SUSQUEHANNA RIVER | POTOMAC RIVER | CHESAPEAKE BAY | PATAPSCO TUNNEL | |
| MONTH OF SEPTEMBER 1970..... | \$ 126,800.95 | \$ 149,477.62 | \$ 642,293.04 | \$ 1,126,397.28 | \$ 2,044,968.89 |
| MONTH OF SEPTEMBER 1969..... | 128,327.82 | 136,524.32 | 573,159.00 | 1,084,228.07 | 1,922,239.21 |
| INCREASE | \$ 1,526.87* | \$ 12,953.30 | \$ 69,134.04 | \$ 42,169.21 | \$ 122,729.68 |
| FISCAL YEAR ENDED SEPTEMBER 30, 1970 | \$1,204,939.26 | \$1,700,263.12 | \$6,536,045.92 | \$12,979,268.72 | \$22,420,517.02 |
| FISCAL YEAR ENDED SEPTEMBER 30, 1969 | 1,264,129.62 | 1,587,650.84 | 5,972,176.77 | 12,450,773.64 | 21,274,730.87 |
| INCREASE | \$ 59,190.36* | \$ 112,612.28 | \$ 563,869.15 | \$ 528,495.08 | \$ 1,145,786.15 |

*INDICATES RED FIGURE.

EXPENSES

A SUMMARY OF THE EXPENSES OF ALL PROJECTS PAID FROM THE REVENUE FUND AND FROM THE OPERATIONS
RESERVE FUND IS AS FOLLOWS:

| | REVENUE | OPERATIONS | TOTAL |
|--|----------------|-----------------|-----------------|
| | FUND | RESERVE FUND | |
| MONTH OF SEPTEMBER 1970 | \$ 356,340.51 | \$ 167,567.03 | \$ 523,907.54 |
| MONTH OF SEPTEMBER 1969 | 357,015.19 | 6,975.39 | 363,990.58 |
| INCREASE | \$ 674.68* | \$ 160,591.64 | \$ 159,916.96 |
| FISCAL YEAR ENDED SEPTEMBER 30, 1970 | \$4,569,782.40 | \$ 897,319.77 | \$ 5,467,102.17 |
| FISCAL YEAR ENDED SEPTEMBER 30, 1969 | 3,909,113.96 | 941,444.27 | 4,850,558.23 |
| INCREASE | \$ 660,668.44 | \$ 44,124.50* | \$ 616,543.94 |

*INDICATES RED FIGURE.

NET INCOME

NET INCOME OF \$1,521,061.35 FOR SEPTEMBER 1970, COMPARED WITH \$1,558,248.63 FOR SEPTEMBER 1969,
SHOWS A DECREASE OF \$37,187.28. NET INCOME OF \$16,953,414.85 FOR THE FISCAL YEAR ENDED SEPTEMBER 30, 1970,
COMPARED WITH \$16,424,172.64 FOR THE FISCAL YEAR ENDED SEPTEMBER 30, 1969, SHOWS AN INCREASE OF \$529,242.21.

INCOME FROM FACILITIES, EXCLUSIVE OF THE VOLUME DISCOUNT REBATES FOR PATAPSCO TUNNEL USAGE BY
MARYLAND REGISTERED, FOUR-AXLE OR MORE, TRUCKS IS DETERMINED ON AN ACCRUAL BASIS. EXPENSES OF OPERATIONS
AND MAINTENANCE AND SAID VOLUME DISCOUNTS ARE RECORDED ON A CASH BASIS. FUND TRANSFERS MADE TO SINKING
FUND AND OPERATIONS RESERVE FUND REQUIRED UNDER TRUST AGREEMENT PROVISIONS ARE NOT REFLECTED IN NET INCOME.

MARYLAND TOLL REVENUE PROJECTS REVENUE FUND

ALL TOLLS AND OTHER REVENUES DERIVED THROUGH THE OPERATIONS OF THE TOLL PROJECTS ARE DEPOSITED
IN THIS FUND, WHICH IS CHARGED WITH CURRENT EXPENSES INCURRED IN THE MAINTENANCE, REPAIRS AND OPERATIONS
OF THE TOLL PROJECTS.

AT SEPTEMBER 30, 1970, CASH ON DEPOSIT OF \$969,100.00 IN THE MARYLAND TOLL REVENUE PROJECTS REVENUE
FUND PROVIDED A RESERVE EQUAL TO 20% OF THE ANNUAL BUDGET FOR CURRENT EXPENSES.

UNDER THE PROVISIONS OF ARTICLE V OF THE TRUST AGREEMENT OF OCTOBER 1, 1954, THE TRUSTEE IS REQUIRED, ON OR BEFORE THE 20TH DAY OF EACH MONTH TO EFFECT CERTAIN TRANSFERS FROM THE MARYLAND TOLL REVENUE PROJECTS REVENUE FUND TO OTHER DESIGNATED FUNDS. THE TRUSTEE REPORTED THAT ON OCTOBER 7, 1970, TRANSFER WAS MADE TO THE MARYLAND TOLL REVENUE PROJECTS INTEREST AND SINKING FUND BOND SERVICE ACCOUNT IN THE AMOUNT OF \$1,707,556.60. THIS TRANSFER WAS RECORDED BY THE COMMISSION AS OF SEPTEMBER 30, 1970, AND IS SO REPORTED IN THE ACCOMPANYING EXHIBITS.

INTEREST AND SINKING FUND

BOND SERVICE ACCOUNT

CASH TRANSFER IS MADE TO THIS ACCOUNT FROM THE MARYLAND TOLL REVENUE PROJECTS REVENUE FUND AFTER PROVIDING A RESERVE EQUAL TO 20% OF THE ANNUAL BUDGET FOR CURRENT EXPENSES. AT SEPTEMBER 30, 1970, THERE WAS A CASH BALANCE OF \$1,903,405.93 IN THIS ACCOUNT.

FUNDS FOR THE PAYMENT OF \$2,610,000.00 OF SERIAL BONDS MATURING OCTOBER 1, 1970 AND \$159,458.00 OF INTEREST PAYABLE OCTOBER 1, 1970 WERE PAID TO THE PAYING AGENT ON SEPTEMBER 30, 1970. THESE FUNDS AND THE CORRESPONDING LIABILITIES ARE NOT REFLECTED IN EXHIBIT 1.

THE CURRENT MAXIMUM REQUIREMENT IN THIS ACCOUNT IS \$8,073.00 FOR INTEREST PAYABLE APRIL 1, 1971 ON \$621,000 SERIAL BONDS DUE OCTOBER 1, 1971.

RESERVE ACCOUNT

AT SEPTEMBER 30, 1970, THERE WAS A BALANCE OF \$639,032.41 IN THIS ACCOUNT, COMPRISING CASH OF \$52,957.41 AND INVESTMENTS IN UNITED STATES OBLIGATIONS OF \$586,075.00. THE CURRENT MAXIMUM REQUIREMENT IN THE RESERVE ACCOUNT IS \$32,292.00, THE EQUIVALENT OF TWO YEARS INTEREST ON ALL BONDS OUTSTANDING AT SEPTEMBER 30, 1970.

REDEMPTION ACCOUNT

THIS ACCOUNT IS CREDITED WITH ANY BALANCE IN THE REVENUE FUND AFTER PROVISION IS MADE FOR REQUIREMENTS OF THE REVENUE FUND, THE BOND SERVICE ACCOUNT, THE RESERVE ACCOUNT, AND THE OPERATIONS RESERVE FUND. AT SEPTEMBER 30, 1970, THERE WAS A BALANCE OF \$1,858,612.15 IN THIS ACCOUNT, COMPRISING CASH OF \$19,490.15 AND INVESTMENTS IN UNITED STATES OBLIGATIONS OF \$1,839,122.00.

THE FOLLOWING OUTSTANDING SERIAL BONDS WERE ADVERTISED ON AUGUST 27, 1970 FOR CALL ON OCTOBER 1, 1970:

| | |
|---------------------|----------------|
| DUE OCTOBER 1, 1971 | \$2,069,000.00 |
| DUE OCTOBER 1, 1972 | 2,770,000.00 |
| DUE OCTOBER 1, 1973 | 2,860,000.00 |
| DUE OCTOBER 1, 1974 | 1,078,000.00 |

FUNDS FOR THE REDEMPTION OF THESE BONDS WERE PAID TO THE PAYING AGENT ON SEPTEMBER 30, 1970. THESE FUNDS AND THE CORRESPONDING LIABILITIES ARE NOT REFLECTED IN EXHIBIT 1.

OPERATIONS RESERVE FUND

AFTER MAKING PROVISION IN THE REVENUE FUND, THE BOND SERVICE ACCOUNT, AND THE RESERVE ACCOUNT FOR THE MAXIMUM REQUIREMENT OF SUCH FUND OR ACCOUNT, ANY BALANCE REMAINING IN THE REVENUE FUND SHALL BE WITHDRAWN, AND PLACED IN THE OPERATIONS RESERVE FUND UNTIL THE SUM OF \$50,000.00 HAS BEEN DEPOSITED FOR THE FISCAL YEAR 1969-1970, AND AS MAY THEREAFTER BE REQUIRED IN CONFORMITY WITH THE PROVISIONS OF SECTION 504 OF THE TRUST AGREEMENT.

MONEYS IN THE OPERATIONS RESERVE FUND ARE USED FOR PAYING THE COSTS OF UNUSUAL OR EXTRAORDINARY MAINTENANCE OR REPAIRS NOT RECURRING ANNUALLY, AND RENEWALS AND REPLACEMENTS, THE COST OF REPLACING EQUIPMENT, THE COSTS OF REPAIRS OR REPLACEMENTS RESULTING FROM AN EMERGENCY CAUSED BY SOME EXTRAORDINARY OCCURRENCE, CERTAIN ENGINEERING EXPENSES AND PREMIUMS ON INSURANCE.

MONEYS IN THE OPERATIONS RESERVE FUND ARE TO BE USED FOR THE PAYMENT OF INTEREST ON AND PRINCIPAL OF THE BONDS, IF AT ANY TIME MONEYS IN THE BOND SERVICE ACCOUNT AND THE RESERVE ACCOUNT ARE INSUFFICIENT FOR SUCH PURPOSE.

A SUMMARY OF THE TRANSACTIONS IN THE FUND THROUGH SEPTEMBER 30, 1970, FOLLOWS:

| | FISCAL YEAR ENDED SEPTEMBER 30, 1970 | DECEMBER 7, 1954 THROUGH SEPTEMBER 30, 1970 |
|---|--|---|
| BALANCE AT BEGINNING OF PERIOD, INCLUDING CASH AND INVESTMENTS | \$2,052,812.20 | - |
| <u>RECEIPTS:</u> | | |
| TRANSFER FROM OPERATIONS RESERVE FUND (ESTABLISHED UNDER TRUST AGREEMENT DATED OCTOBER 1, 1948) | - | \$ 852,195.80 |
| TRANSFER FROM REVENUE FUND | \$ 50,000.00 | 8,913,640.00 |
| RETURN PREMIUM - PUBLIC LIABILITY INSURANCE | - | 437.29 |
| RETURN PREMIUM - USE AND OCCUPANCY INSURANCE | - | 5,124.39 |
| RETURN PREMIUM - FAITHFUL PERFORMANCE BLANKET POSITION BOND | - | 883.39 |
| PROPERTY DAMAGE RECOVERY | 16,087.45 | 200,195.38 |
| INCOME FROM INVESTMENTS | 106,529.37 | 1,743,112.96 |

FISCAL YEAR ENDED SEPTEMBER 30, 1970 THROUGH DECEMBER 7, 1954 SEPTEMBER 30, 1970

| | | |
|--|----------------|-----------------|
| SALE OF PROPERTY | \$ 8,399.20 | \$ 29,683.51 |
| REIMBURSEMENTS FOR USE OF EQUIPMENT | - | 12.37 |
| SALE OF PLANS AND SPECIFICATIONS | - | 630.00 |
| REFUND OF PAYMENT IN CONNECTION WITH ACQUISITION OF RIGHTS-OF-WAY FROM PATAPSCO TUNNEL CONSTRUCTION FUND TO REFLECT DISTRIBUTION OF COSTS FOR DESIGN SECTION D-7 | - | 15,000.00 |
| FROM JOHN F. KENNEDY MEMORIAL HIGHWAY FOR SIGNS | 1,692.25 | 720.00 |
| | | 8,454.73 |
| TOTAL RECEIPTS | \$ 182,708.47 | \$11,770,089.82 |
| TOTAL | \$2,235,520.67 | \$11,770,089.82 |
| DISBURSEMENTS: | | |
| OPERATING COSTS: | | |
| INSURANCE | \$ 68,643.46 | \$ 2,686,767.57 |
| EXTRAORDINARY MAINTENANCE, REPAIRS, RENEWALS AND REPLACEMENTS | 828,676.31 | 6,624,770.42 |
| NORTHERN APPROACH EXTENSION | - | 1,120,350.93 |
| TOTAL DISBURSEMENTS ... | \$ 897,319.77 | \$10,431,888.92 |
| BALANCE AT END OF PERIOD INCLUDING CASH AND INVESTMENTS | \$1,338,200.90 | \$ 1,338,200.90 |

PATAPSCO TUNNEL CONSTRUCTION FUND

THE ACCOMPANYING EXHIBIT K SHOWS THE TRANSACTIONS IN THE PATAPSCO TUNNEL CONSTRUCTION FUND ON THE BASIS OF DEPOSITS AND WITHDRAWALS, WHICH IS EQUIVALENT TO CASH RECEIPTS AND DISBURSEMENTS. THE FOLLOWING TABULATION SUMMARIZES THE TRANSACTIONS IN THE FUND ON THE BASIS OF REVENUE AND EXPENDITURES:

| | MONTH OF SEPTEMBER 1970 | DECEMBER 7, 1954 THROUGH SEPTEMBER 30, 1970 |
|--|-------------------------|---|
| BALANCE AT BEGINNING OF PERIOD, INCLUDING CASH AND INVESTMENTS..... | \$ 146,718.61 | - |
| REVENUES: | | |
| NET PROCEEDS FROM SALE OF BRIDGE AND TUNNEL BONDS DATED OCTOBER 1, 1954 | - | \$143,857,000.00 |
| NET INCOME FROM UNITED STATES OBLIGATIONS, AFTER DEDUCTING PREMIUM WRITTEN OFF AND OTHER NET ADJUSTMENTS | - | 7,127,886.34 |
| REFUND OF ELECTRIC EXTENSION CHARGE | - | 647.00 |
| RECOVERY IN CONNECTION WITH ELECTRICAL ANTI-TRUST CLAIM | - | 7,492.74 |
| SALE OF PLANS AND SPECIFICATIONS | - | 28,086.34 |
| TOTAL REVENUES | - | \$151,021,112.42 |
| TOTAL | \$ 146,718.61 | \$151,021,112.42 |
| EXPENDITURES: | | |
| PATAPSCO TUNNEL PROJECT COSTS - NET | - | \$143,297,355.25 |
| TRANSFER TO SINKING FUND - RESERVE ACCOUNT | - | 7,577,038.56 |
| TOTAL EXPENDITURES..... | - | \$150,874,393.81 |
| BALANCE AT END OF PERIOD | \$ 146,718.61 | \$ 146,718.61 |

TOLL RATES

THE TOLL RATE SCHEDULES WERE NOT REVISED DURING THE FISCAL YEAR ENDED SEPTEMBER 30, 1970.

SALE OF PROPERTY

SECTION 712 OF ARTICLE VII OF THE TRUST AGREEMENT REQUIRES THE SUBMISSION OF A STATEMENT SHOWING ALL SALES OF TOLL REVENUE PROJECTS PROPERTY UNDER THE PROVISIONS OF SECTION 713 OF SAID ARTICLE. THERE WERE NO SALES OF BRIDGE OR TUNNEL PROPERTY DURING THE MONTH OF SEPTEMBER 1970. DURING THE FISCAL YEAR ENDED SEPTEMBER 30, 1970, PROCEEDS TOTALING \$8,399.20 FROM THE SALE OF PROPERTY NO LONGER NEEDED, WERE DEPOSITED IN THE OPERATIONS RESERVE FUND.

GENERAL BASIS OF ACCOUNTING

THE TOLL INCOME ACCOUNTS, EXCLUSIVE OF VOLUME DISCOUNTS, OF THE COMMISSION ARE MAINTAINED ON AN ACCRUAL BASIS. ALL OTHER ACCOUNTS ARE MAINTAINED GENERALLY ON A CASH BASIS; THEREFORE, ACCRUED INTEREST RECEIVABLE, EXPENSES ACCRUED AND PAYABLE, AND CONSTRUCTION EXPENDITURES PAYABLE HAVE NOT BEEN TAKEN INTO CONSIDERATION IN THE PREPARATION OF THE ACCOMPANYING FINANCIAL STATEMENT.

VERY TRULY YOURS,



M. BRODSKY
DEPUTY COMPTROLLER

STATE ROADS COMMISSION OF MARYLAND
AND
MARYLAND NATIONAL BANK TRUSTEE
COMBINED STATEMENT OF INCOME AND EXPENSES
OF THE SUSQUEHANNA RIVER TOLL BRIDGE, POTOMAC RIVER TOLL BRIDGE (HARRY W. NICE MEMORIAL BRIDGE),
CHESAPEAKE BAY TOLL BRIDGE (WM. PRESTON LANE, JR. MEMORIAL BRIDGE), PATAPSCO TUNNEL AND GENERAL AND ADMINISTRATIVE EXPENSES
FOR THE MONTH OF SEPTEMBER 1970 AND FOR THE FISCAL YEAR ENDED SEPTEMBER 30, 1970

| | MONTH OF SEPTEMBER 1970 | | | | | FISCAL YEAR ENDED SEPTEMBER 30, 1970 | | | | |
|---|-------------------------------------|-------------------------------------|---------------------------------|----------------------------------|--------------------|--|-------------------------------------|---------------------------------|----------------------------------|--------------------|
| | FACILITIES | | | | | FACILITIES | | | | |
| | TOTAL | SUSQUEHANNA RIVER TOLL BRIDGE | POTOMAC RIVER TOLL BRIDGE | CHESAPEAKE BAY TOLL BRIDGE | PATAPSCO TUNNEL | TOTAL | SUSQUEHANNA RIVER TOLL BRIDGE | POTOMAC RIVER TOLL BRIDGE | CHESAPEAKE BAY TOLL BRIDGE | PATAPSCO TUNNEL |
| INCOME: | | | | | | | | | | |
| TOLL INCOME BASED ON TOLL TRANSACTIONS: | | | | | | | | | | |
| CASH TOLLS | \$1,681,056.20 | \$ 78,607.15 | \$134,234.35 | \$570,144.00 | \$ 898,070.70 | \$19,084,527.15 | \$925,809.25 | \$1,606,524.90 | \$5,958,107.00 | \$10,594,086.00 |
| TICKET TOLLS | 270,672.29 | 19,905.54 | 6,164.30 | 48,787.60 | 195,814.85 | 3,202,125.33 | 243,394.63 | 75,103.20 | 526,240.40 | 2,357,387.10 |
| CHARGE TOLLS | 4,227.40 | 51.75 | 342.80 | 1,418.75 | 2,414.10 | 54,030.80 | 728.80 | 6,503.20 | 18,753.00 | 28,045.80 |
| VOLUME DISCOUNTS, FOUR-AXLE AND OVER, MARYLAND TAGS | 2,519.99* | - | - | - | 2,519.99* | 37,354.90* | - | - | - | 37,354.90* |
| TOTAL TOLL INCOME BASED ON TOLL TRANSACTIONS | \$1,953,435.90 | \$ 98,564.44 | \$140,741.45 | \$620,350.35 | \$1,093,779.66 | \$22,303,328.38 | \$1,669,932.68 | \$1,688,131.30 | \$6,503,100.40 | \$12,942,164.00 |
| UNREDEEMED TOLL TICKETS ISSUED FROM OCTOBER 1, 1966 TO SEPTEMBER 30, 1967 | 90,428.73 | 27,697.68 | 8,570.40 | 21,320.60 | 32,840.05 | 90,428.73 | 27,697.68 | 8,570.40 | 21,320.60 | 32,840.05 |
| COLLECTIONS IN EXCESS OF CALCULATED TOLLS - NET | 1,099.41* | 60.33 | 133.77 | 178.75 | 1,472.26* | 26,606.82* | 150.75* | 600.02 | 136.71 | 27,192.80* |
| SALE OF STICKERS FOR USE WITH COMMUTATION TICKETS | 1,446.00 | 477.50 | 32.00 | 142.50 | 794.00 | 14,905.00 | 5,634.00 | 427.00 | 1,415.00 | 7,429.00 |
| MISCELLANEOUS REVENUE | 757.67 | 1.00 | - | 300.84 | 455.83 | 5,461.73 | 73.35 | - | 856.31 | 4,532.07 |
| PARTICIPATION IN ADMINISTRATIVE AND OPERATING COSTS BY JOHN F. KENNEDY MEMORIAL HIGHWAY | - | - | - | - | - | 33,000.00 | 1,752.30 | 2,534.40 | 9,216.90 | 19,496.40 |
| TOTAL INCOME | \$2,014,968.89 | \$126,800.95 | \$149,477.62 | \$642,293.04 | \$1,126,397.28 | \$22,420,517.02 | \$1,204,939.26 | \$1,700,263.12 | \$6,536,045.92 | \$12,979,268.72 |
| EXPENSES, EXCLUDING GENERAL AND ADMINISTRATIVE EXPENSES - SCHEDULE 1: | | | | | | | | | | |
| MARYLAND TOLL REVENUE PROJECTS REVENUE FUND | \$ 316,022.54 | \$ 33,948.70 | \$ 23,753.69 | \$ 62,339.72 | \$ 195,980.43 | \$ 4,047,441.66 | \$433,760.30 | \$ 309,739.69 | \$ 670,589.32 | \$ 2,633,352.35 |
| MARYLAND TOLL REVENUE PROJECTS OPERATIONS RESERVE FUND | 166,942.34 | 4,199.17 | 2,318.36 | 12,492.52 | 147,932.29 | 842,691.54 | 43,854.62 | 25,427.08 | 158,320.59 | 615,089.25 |
| TOTAL EXPENSES, EXCLUDING GENERAL AND ADMINISTRATIVE EXPENSES.... | \$ 482,964.88 | \$ 38,147.87 | \$ 26,072.05 | \$ 74,832.24 | \$ 343,912.72 | \$ 4,890,133.20 | \$477,614.92 | \$ 335,166.77 | \$ 828,909.91 | \$ 3,248,441.60 |
| NET OPERATING INCOME | \$1,562,004.01 | \$ 88,653.08 | \$123,405.57 | \$567,460.80 | \$ 782,484.56 | \$17,530,383.82 | \$727,324.34 | \$1,365,096.35 | \$5,707,136.01 | \$ 9,730,827.12 |
| GENERAL AND ADMINISTRATIVE EXPENSES - SCHEDULE 1: | | | | | | | | | | |
| MARYLAND TOLL REVENUE PROJECTS REVENUE FUND | \$ 40,317.97 | | | | | \$ 522,340.74 | | | | |
| MARYLAND TOLL REVENUE PROJECTS OPERATIONS RESERVE FUND | 624.69 | | | | | 54,628.23 | | | | |
| TOTAL GENERAL AND ADMINISTRATIVE EXPENSES | \$ 40,942.66 | | | | | \$ 576,968.97 | | | | |
| NET INCOME | \$1,521,061.35 | | | | | \$16,953,414.85 | | | | |

* INDICATES RED FIGURE.

EXHIBIT A

STATE ROADS COMMISSION OF MARYLAND
AND
MARYLAND NATIONAL BANK, TRUSTEE

EXPENSES OF THE SUSQUEHANNA RIVER TOLL BRIDGE, POTOMAC RIVER TOLL BRIDGE (HARRY W. NICE MEMORIAL BRIDGE),
CHESAPEAKE BAY TOLL BRIDGE (WM. PRESTON LANE, JR. MEMORIAL BRIDGE), PATAPSCO TUNNEL, AND GENERAL AND ADMINISTRATIVE,
FOR THE MONTH OF SEPTEMBER 1970 AND FOR THE FISCAL YEAR ENDED SEPTEMBER 30, 1970

| | MONTH OF SEPTEMBER 1970 | | | | | FISCAL YEAR ENDED SEPTEMBER 30, 1970 | | | | |
|--|-------------------------|-------------------------------|---------------------------|----------------------------|---------------------|--------------------------------------|-------------------------------|---------------------------|----------------------------|-----------------------|
| | FACILITIES | | | | | FACILITIES | | | | |
| | TOTAL | SUSQUEHANNA RIVER TOLL BRIDGE | POTOMAC RIVER TOLL BRIDGE | CHESAPEAKE BAY TOLL BRIDGE | PATAPSCO TUNNEL | TOTAL | SUSQUEHANNA RIVER TOLL BRIDGE | POTOMAC RIVER TOLL BRIDGE | CHESAPEAKE BAY TOLL BRIDGE | PATAPSCO TUNNEL |
| MARYLAND TOLL REVENUE PROJECTS REVENUE FUND: | | | | | | | | | | |
| OPERATING SALARIES | \$208,419.86 | \$25,402.88 | \$17,360.41 | \$38,313.53 | \$127,343.04 | \$2,644,703.33 | \$320,815.28 | \$229,608.56 | \$423,643.36 | \$1,670,636.11 |
| OPERATING EXPENSES | 36,062.72 | 4,735.48 | 2,630.06 | 7,000.24 | 21,696.94 | 550,899.14 | 60,722.54 | 32,477.94 | 69,961.59 | 387,737.07 |
| MAINTENANCE SALARIES | 45,273.35 | 2,659.76 | 2,737.73 | 9,263.05 | 30,612.81 | 597,033.99 | 35,029.54 | 37,248.08 | 128,642.66 | 396,113.77 |
| MAINTENANCE EXPENSES | 26,266.61 | 1,150.58 | 1,025.49 | 7,762.90 | 16,327.64 | 254,805.20 | 17,192.94 | 10,405.11 | 48,341.71 | 178,865.41 |
| TOTAL | \$316,022.54 | \$33,948.70 | \$23,753.69 | \$62,339.72 | \$195,980.43 | \$4,047,441.66 | \$33,760.30 | \$309,739.69 | \$670,589.32 | \$2,633,352.31 |
| MARYLAND TOLL REVENUE PROJECTS OPERATIONS RESERVE FUND: | | | | | | | | | | |
| INSURANCE | \$ 23,588.75 | \$ 3,309.00 | \$ 2,142.00 | \$ 5,842.75 | \$ 12,295.00 | \$ 52,745.84 | \$ 6,717.78 | \$ 4,579.83 | \$ 12,171.63 | \$ 29,276.64 |
| EXTRAORDINARY MAINTENANCE, REPAIRS, RENEWALS AND REPLACEMENTS | 143,353.59 | 890.17 | 176.36 | 6,649.77 | 135,637.29 | 789,945.70 | 37,136.84 | 20,847.25 | 146,148.96 | 585,812.61 |
| TOTAL | \$166,942.34 | \$ 4,199.17 | \$ 2,318.36 | \$12,492.52 | \$147,932.29 | \$ 842,691.54 | \$ 43,854.62 | \$ 25,427.08 | \$158,320.59 | \$ 615,089.25 |
| TOTAL: | | | | | | | | | | |
| OPERATING SALARIES | \$208,419.86 | \$25,402.88 | \$17,360.41 | \$38,313.53 | \$127,343.04 | \$2,644,703.33 | \$320,815.28 | \$229,608.56 | \$423,643.36 | \$1,670,636.11 |
| OPERATING EXPENSES | 36,062.72 | 4,735.48 | 2,630.06 | 7,000.24 | 21,696.94 | 550,899.14 | 60,722.54 | 32,477.94 | 69,961.59 | 387,737.07 |
| MAINTENANCE SALARIES | 45,273.35 | 2,659.76 | 2,737.73 | 9,263.05 | 30,612.81 | 597,033.99 | 35,029.54 | 37,248.08 | 128,642.66 | 396,113.77 |
| MAINTENANCE EXPENSES | 26,266.61 | 1,150.58 | 1,025.49 | 7,762.90 | 16,327.64 | 254,805.20 | 17,192.94 | 10,405.11 | 48,341.71 | 178,865.41 |
| INSURANCE | 23,588.75 | 3,309.00 | 2,142.00 | 5,842.75 | 12,295.00 | 52,745.84 | 6,717.78 | 4,579.83 | 12,171.63 | 29,276.64 |
| EXTRAORDINARY MAINTENANCE, REPAIRS, RENEWALS AND REPLACEMENTS | 143,353.59 | 890.17 | 176.36 | 6,649.77 | 135,637.29 | 789,945.70 | 37,136.84 | 20,847.25 | 146,148.96 | 585,812.61 |
| TOTAL | \$482,964.88 | \$38,147.87 | \$26,072.05 | \$74,832.24 | \$343,912.72 | \$4,890,133.20 | \$477,614.92 | \$335,166.77 | \$828,909.91 | \$3,248,441.61 |
| GENERAL AND ADMINISTRATIVE EXPENSES: | | | | | | | | | | |
| MARYLAND TOLL REVENUE PROJECTS REVENUE FUND: | | | | | | | | | | |
| SALARIES | \$ 25,897.87 | | | | | \$ 335,308.16 | | | | |
| OTHER EXPENSES | 14,420.10 | | | | | 187,032.58 | | | | |
| TOTAL | \$ 40,317.97 | | | | | \$ 522,340.74 | | | | |
| MARYLAND TOLL REVENUE PROJECTS OPERATIONS RESERVE FUND: | | | | | | | | | | |
| INSURANCE | | | | | | \$ 15,897.62 | | | | |
| RENEWALS AND REPLACEMENTS | \$ 624.69 | | | | | 38,730.61 | | | | |
| TOTAL | \$ 624.69 | | | | | \$ 54,628.23 | | | | |
| TOTAL | \$ 40,942.66 | | | | | \$ 576,968.97 | | | | |
| TOTAL EXPENSES | \$523,907.54 | | | | | \$5,467,102.17 | | | | |

EXHIBIT
SCHEDULE

STATE ROADS COMMISSION OF MARYLAND
AND
MARYLAND NATIONAL BANK, TRUSTEE

STATEMENT OF TRAFFIC VOLUME AND TOLL INCOME, SUSQUEHANNA RIVER TOLL BRIDGE
FOR THE MONTHS OF SEPTEMBER 1970 AND 1969, AND FOR THE FISCAL YEAR ENDED SEPTEMBER 30, 1970 AND 1969

| | RATES | TRAFFIC VOLUME | | | | | | | | | | | |
|---|--------|--------------------|---------------|----------------|----------------------|----------------|---------------|--------------------------------|---------------|----------------------|---------------|-----------------|---------------|
| | | MONTH OF SEPTEMBER | | | | | | FISCAL YEAR ENDED SEPTEMBER 30 | | | | | |
| | | 19 70 | 19 69 | | INCREASE OR DECREASE | | 19 70 | 19 69 | | INCREASE OR DECREASE | | | |
| | NUMBER | PERCENT | NUMBER | PERCENT | NUMBER | PERCENT | NUMBER | PERCENT | NUMBER | PERCENT | NUMBER | PERCENT | |
| AUTOMOBILES AND LIGHT COMMERCIAL VEHICLES: | | | | | | | | | | | | | |
| PASSENGER, ETC. | \$.35 | 163,157 | 33.29 | 154,866 | 32.71 | 8,291+ | 5.35+ | 1,897,134 | 32.97 | 1,897,532 | 33.51 | 398- | .02- |
| PASSENGER, ETC., MARYLAND TAGS, COMMUTATION | .01 | 207,140 | 42.26 | 199,656 | 42.16 | 7,484+ | 3.75+ | 2,456,629 | 42.68 | 2,350,472 | 41.51 | 106,157+ | 4.52+ |
| PASSENGER, ETC., OUT OF STATE TAGS, COMMUTATION | .03 | 49,033 | 10.00 | 39,941 | 8.43 | 9,092+ | 22.76+ | 531,908 | 9.24 | 422,914 | 7.47 | 108,994+ | 25.77+ |
| UNCLASSIFIED VEHICLES | - | 345 | .07 | 227 | .05 | 118+ | 51.98+ | 3,245 | .06 | 1,335 | .02 | 1,910+ | - |
| LOCAL BUSES ON SCHEDULED RUN | .15 | 411 | .08 | 430 | .09 | 19- | 4.42- | 4,208 | .07 | 4,300 | .08 | 92- | 2.14- |
| *OFFICIAL DUTY | NONE | 2,567 | .52 | 2,739 | .58 | 172- | 6.28- | 31,777 | .55 | 31,987 | .57 | 210- | .66- |
| TOTAL | | 422,653 | 86.22 | 397,859 | 84.02 | 24,794+ | 6.23+ | 4,924,901 | 85.57 | 4,708,540 | 83.16 | 216,361+ | 4.60+ |
| HEAVY COMMERCIAL VEHICLES: | | | | | | | | | | | | | |
| TWO-AXLE | \$.40 | 6,050 | 1.22 | 6,658 | 1.41 | 608- | 9.13- | 76,134 | 1.32 | 83,397 | 1.47 | 7,263- | 8.71- |
| THREE-AXLE | .60 | 5,062 | 1.03 | 5,533 | 1.16 | 471- | 8.51- | 58,674 | 1.02 | 66,399 | 1.17 | 7,725+ | 11.63- |
| FOUR-AXLE | .80 | 6,840 | 1.40 | 7,660 | 1.62 | 820- | 10.70- | 82,272 | 1.43 | 98,257 | 1.74 | 15,985+ | 16.27- |
| TWO-AXLE, COMMUTATION | .20 | 2,975 | .61 | 3,655 | .77 | 680- | 18.60- | 42,119 | .73 | 49,005 | .87 | 6,886- | 14.05- |
| THREE-AXLE, COMMUTATION | .30 | 2,189 | .45 | 1,715 | .36 | 474+ | 27.64+ | 19,560 | .34 | 25,456 | .44 | 5,896- | 23.16- |
| FOUR-AXLE, COMMUTATION | .30 | 11,019 | 2.25 | 13,719 | 2.90 | 2,700- | 19.63- | 141,960 | 2.47 | 184,449 | 3.26 | 42,489- | 23.04- |
| FIVE-AXLE OR MORE | 1.00 | 11,459 | 2.34 | 22,675 | 4.79 | 11,216- | 49.46- | 153,088 | 2.66 | 188,842 | 3.33 | 35,754- | 18.93- |
| FIVE-AXLE OR MORE, COMMUTATION | .40 | 21,497 | 4.39 | 13,817 | 2.92 | 7,680+ | 55.58+ | 252,763 | 4.39 | 255,662 | 4.52 | 2,899- | 1.13- |
| UNUSUAL SIZE | 5.00 | 442 | .09 | 219 | .05 | 223+ | 101.83+ | 4,261 | .07 | 2,172 | .04 | 2,089+ | 96.18+ |
| TOTAL | | 67,533 | 13.78 | 75,651 | 15.98 | 8,118- | 10.73- | 830,831 | 14.43 | 953,639 | 16.84 | 122,808- | 12.88- |
| TOTAL TRAFFIC VOLUME | | 490,186 | 100.00 | 473,510 | 100.00 | 16,676+ | 3.52+ | 5,755,732 | 100.00 | 5,662,179 | 100.00 | 93,553+ | 1.65+ |

*DOES NOT INCLUDE PROJECT PATROL CARS AND MAINTENANCE VEHICLES.

EXHIBIT B
(CONTINUED) - 1

STATE ROADS COMMISSION OF MARYLAND
AND

MARYLAND NATIONAL BANK, TRUSTEE

STATEMENT OF TRAFFIC VOLUME AND TOLL INCOME, SUSQUEHANNA RIVER TOLL BRIDGE
FOR THE MONTHS OF SEPTEMBER 1970 AND 1969, AND FOR THE FISCAL YEAR ENDED SEPTEMBER 30, 1970 AND 1969 (CONTINUED)

| | RATES | MONTH OF SEPTEMBER | | | | | | FISCAL YEAR ENDED SEPTEMBER 30 | | | | | | | | |
|---|-------|---------------------|---------------|---------------------|---------------|----------------------|--------------|--------------------------------|---------------|-----------------------|---------------|----------------------|---------------|--|--|--|
| | | 1970 | | 1969 | | INCREASE OR DECREASE | | 1970 | | 1969 | | INCREASE OR DECREASE | | | | |
| | | AMOUNT | PERCENT | AMOUNT | PERCENT | AMOUNT | PERCENT | AMOUNT | PERCENT | AMOUNT | PERCENT | AMOUNT | PERCENT | | | |
| AUTOMOBILES AND LIGHT COMMERCIAL VEHICLES: | | | | | | | | | | | | | | | | |
| PASSENGER, ETC., MARYLAND TAGS, COMMUTATION | \$.35 | \$ 57,104.95 | 57.95 | \$ 54,203.10 | 54.76 | \$ 2,901.85+ | 5.35+ | \$663,996.90 | 56.76 | \$ 664,136.20 | 54.09 | \$ 139.30+ | .02+ | | | |
| PASSENGER, ETC., OUT OF STATE TAGS, COMMUTATION | .01 | 2,071.40 | 2.10 | 1,996.56 | 2.02 | 74.84+ | 3.75+ | 24,566.29 | 2.10 | 23,504.72 | 1.92 | 1,061.57+ | 4.52+ | | | |
| UNCLASSIFIED VEHICLES | .03 | 1,470.99 | 1.49 | 1,198.23 | 1.21 | 272.76+ | 22.76+ | 15,957.24 | 1.36 | 12,687.42 | 1.03 | 3,269.82+ | 25.77+ | | | |
| LOCAL BUSES ON SCHEDULED RUN | .15 | 101.05 | .10 | 63.55 | .06 | 37.50+ | 59.01+ | 927.45 | .08 | 375.35 | .03 | 552.10+ | - | | | |
| | | 61.65 | .06 | 64.50 | .07 | 2.85- | 4.42- | 631.20 | .05 | 645.00 | .05 | 13.80- | 2.14- | | | |
| TOTAL | | \$ 60,810.04 | 61.70 | \$ 57,525.94 | 58.12 | \$ 3,284.10+ | .57+ | \$706,079.08 | 60.35 | \$ 701,348.69 | 57.12 | \$ 4,730.39+ | .67+ | | | |
| HEAVY COMMERCIAL VEHICLES: | | | | | | | | | | | | | | | | |
| TWO-AXLE | \$.40 | \$ 2,420.00 | 2.46 | \$ 2,663.20 | 2.69 | \$ 243.20- | 9.13- | \$ 30,453.60 | 2.60 | \$ 33,358.80 | 2.72 | \$ 2,905.20- | 8.71- | | | |
| THREE-AXLE | .60 | 3,037.20 | 3.08 | 3,319.80 | 3.35 | 282.60- | 8.51- | 35,204.40 | 3.01 | 39,839.40 | 3.24 | 4,635.00- | 11.63- | | | |
| FOUR-AXLE | .80 | 5,472.00 | 5.55 | 6,128.00 | 6.19 | 656.00- | 10.70- | 65,817.60 | 5.63 | 78,605.60 | 6.40 | 12,788.00- | 16.27- | | | |
| TWO-AXLE, COMMUTATION | .20 | 595.00 | .60 | 731.00 | .74 | 136.00- | 18.60- | 8,423.80 | .72 | 9,801.60 | .80 | 1,377.20- | 14.05- | | | |
| THREE-AXLE, COMMUTATION | .30 | 656.70 | .67 | 514.50 | .52 | 142.20+ | 27.64+ | 5,868.00 | .50 | 7,636.80 | .62 | 1,768.80- | 23.16- | | | |
| FOUR-AXLE, COMMUTATION | .30 | 3,305.70 | 3.35 | 4,115.70 | 4.16 | 810.00- | 19.68- | 42,588.00 | 3.64 | 55,334.70 | 4.51 | 12,746.70- | 23.04- | | | |
| FIVE-AXLE OR MORE | 1.00 | 11,459.00 | 11.63 | 9,070.00 | 9.16 | 2,389.00+ | 26.34+ | 153,088.00 | 13.09 | 188,842.00 | 15.38 | 35,754.00- | 18.93- | | | |
| FIVE-AXLE OR MORE, COMMUTATION | .40 | 8,598.80 | 8.72 | 13,817.00 | 13.96 | 5,218.20- | 37.77- | 101,105.20 | 8.64 | 102,264.80 | 8.33 | 1,159.60- | 1.13- | | | |
| UNUSUAL SIZE | 5.00 | 2,210.00 | 2.24 | 1,095.00 | 1.11 | 1,115.00+ | 101.83+ | 21,305.00 | 1.82 | 10,860.00 | .88 | 10,445.00+ | 96.18+ | | | |
| TOTAL | | \$ 37,754.40 | 38.30 | \$ 41,454.20 | 41.88 | \$ 3,699.80- | 8.93- | \$ 463,853.60 | 39.65 | \$ 526,543.10 | 42.88 | \$62,689.50- | 11.91- | | | |
| TOTAL TOLL INCOME | | \$ 98,564.44 | 100.00 | \$ 98,980.14 | 100.00 | \$ 415.70- | .42- | \$1,169,932.68 | 100.00 | \$1,227,891.79 | 100.00 | \$57,959.11- | 4.72- | | | |

STATE ROADS COMMISSION OF MARYLAND
AND
MARYLAND NATIONAL BANK, TRUSTEE

STATEMENT OF TRAFFIC VOLUME AND TOLL INCOME, POTOMAC RIVER TOLL BRIDGE (HARRY W. NICE MEMORIAL BRIDGE)
FOR THE MONTHS OF SEPTEMBER 1970 AND 1969, AND FOR THE FISCAL YEAR ENDED SEPTEMBER 30, 1970 AND 1969

| | TRAFFIC VOLUME | | | | | | | | | | | | |
|---|--------------------|----------------|---------------|----------------|---------------------------------|----------------|--------------------------------|------------------|---------------|------------------|---------------------------------|-----------------|---------------|
| | MONTH OF SEPTEMBER | | | | | | FISCAL YEAR ENDED SEPTEMBER 30 | | | | | | |
| | 19 70 | | 1969 | | INCREASE OR ... DECREASE ... | | 19 70 | | 1969 | | INCREASE OR ... DECREASE ... | | |
| | RATES | NUMBER | PERCENT | NUMBER | PERCENT | NUMBER | PERCENT | NUMBER | PERCENT | NUMBER | PERCENT | NUMBER | PERCENT |
| AUTOMOBILES AND LIGHT COMMERCIAL VEHICLES: | | | | | | | | | | | | | |
| PASSENGER, ETC. | \$.60 | 120,800 | 68.96 | 108,840 | 67.88 | 11,960+ | 10.99+ | 1,420,570 | 68.12 | 1,308,028 | 68.22 | 112,542+ | 8.60+ |
| PASSENGER, COMMUTATION | .30 | 307 | .18 | 177 | .11 | 130+ | 73.45+ | 2,848 | .14 | 2,181 | .11 | 667+ | 30.58+ |
| PASSENGER, COMMUTATION | .20 | 12,990 | 7.42 | 12,578 | 7.84 | 412+ | 3.28+ | 160,385 | 7.69 | 122,659 | 6.40 | 37,726+ | 30.76+ |
| MOTORCYCLES | .25 | 599 | .34 | 335 | .21 | 264+ | 78.81+ | 4,182 | .20 | 2,790 | .14 | 1,392+ | 49.89+ |
| *OFFICIAL DUTY | NONE | 252 | .14 | 297 | .19 | 45- | 15.15- | 6,200 | .30 | 6,447 | .34 | 247- | 2.83- |
| TOTAL | | <u>134,948</u> | <u>77.04</u> | <u>122,227</u> | <u>76.23</u> | <u>12,721+</u> | <u>10.41+</u> | <u>1,594,185</u> | <u>76.45</u> | <u>1,442,105</u> | <u>75.21</u> | <u>152,000+</u> | <u>10.55+</u> |
| HEAVY COMMERCIAL VEHICLES: | | | | | | | | | | | | | |
| TWO-AXLE | \$.80 | 6,255 | 3.56 | 6,010 | 3.75 | 245+ | 4.08+ | 72,311 | 3.46 | 69,971 | 3.65 | 2,340+ | 3.34+ |
| THREE-AXLE | 1.20 | 6,161 | 3.52 | 5,823 | 3.63 | 338+ | 5.00+ | 74,435 | 3.57 | 75,905 | 3.96 | 1,550- | 2.04- |
| FOUR-AXLE | 1.60 | 7,059 | 4.03 | 7,996 | 4.99 | 937- | 11.72- | 91,681 | 4.40 | 106,828 | 5.57 | 15,147- | 14.18- |
| FIVE-AXLE | 2.00 | 20,640 | 11.81 | 18,199 | 11.35 | 2,441+ | 13.63+ | 251,601 | 12.07 | 221,440 | 11.55 | 30,161+ | 13.62+ |
| UNUSUAL SIZE | 5.00 | 74 | .04 | 94 | .05 | 20- | 21.28- | 950 | .05 | 1,125 | .06 | 175- | 15.56- |
| TOTAL | | <u>40,229</u> | <u>22.96</u> | <u>38,122</u> | <u>23.77</u> | <u>2,107+</u> | <u>5.53+</u> | <u>490,978</u> | <u>23.55</u> | <u>475,349</u> | <u>24.79</u> | <u>15,629+</u> | <u>3.29+</u> |
| TOTAL TRAFFIC VOLUME | | <u>175,177</u> | <u>100.00</u> | <u>160,349</u> | <u>100.00</u> | <u>14,828+</u> | <u>9.25+</u> | <u>2,085,163</u> | <u>100.00</u> | <u>1,917,454</u> | <u>100.00</u> | <u>167,709+</u> | <u>8.75+</u> |

*DOES NOT INCLUDE PROJECT PATROL CARS AND MAINTENANCE VEHICLES.

STATE ROADS COMMISSION OF MARYLAND
AND

MARYLAND NATIONAL BANK, TRUSTEE

STATEMENT OF TRAFFIC VOLUME AND TOLL INCOME, POTOMAC RIVER TOLL BRIDGE (HARRY W. NICE MEMORIAL BRIDGE)

FOR THE MONTHS OF SEPTEMBER 1970 AND 1969, AND FOR THE FISCAL YEAR ENDED SEPTEMBER 30, 1970 AND 1969 (CONTINUED)

| | TOLL INCOME | | | | | | | | | | | | |
|---|--------------------|----------------------|---------------|----------------------|--------------------------------|----------------------|---------------|------------------------|---------------|------------------------|----------------------|-----------------------|--------------|
| | MONTH OF SEPTEMBER | | | | FISCAL YEAR ENDED SEPTEMBER 30 | | | | | | | | |
| | 1970 | | 1969 | | 1970 | | 1969 | | 1970 | | 1969 | | |
| RATES | AMOUNT | PERCENT | AMOUNT | PERCENT | INCREASE OR DECREASE | PERCENT | AMOUNT | PERCENT | AMOUNT | PERCENT | INCREASE OR DECREASE | PERCENT | |
| AUTOMOBILES AND LIGHT COMMERCIAL VEHICLES: | | | | | | | | | | | | | |
| PASSENGER, ETC. | \$.60 | \$ 72,480.00 | 51.49 | \$ 65,304.00 | 50.46 | \$ 7,176.00+ | 10.99+ | \$ 852,342.00 | 50.49 | \$ 784,816.80 | 49.76 | \$ 67,525.20+ | 8.60+ |
| PASSENGER, COMMUTATION | .30 | 92.10 | .07 | 53.10 | .04 | 39.00+ | 73.45+ | 854.40 | .05 | 654.30 | .04 | 200.10+ | 30.58+ |
| PASSENGER, COMMUTATION | .20 | 2,598.00 | 1.85 | 2,515.60 | 1.94 | 82.40+ | 3.28+ | 32,077.00 | 1.90 | 24,531.80 | 1.55 | 7,545.20+ | 30.76+ |
| MOTORCYCLES | .25 | 149.75 | .11 | 83.75 | .07 | 66.00+ | 78.81+ | 1,045.50 | .06 | 697.50 | .05 | 348.00+ | 49.29+ |
| TOTAL | | \$ 75,319.85 | 53.52 | \$ 67,956.45 | 52.51 | \$ 7,363.40+ | 10.84+ | \$ 886,318.90 | 52.50 | \$ 810,700.40 | 51.40 | \$ 75,618.50+ | 9.33+ |
| HEAVY COMMERCIAL VEHICLES: | | | | | | | | | | | | | |
| TWO-AXLE | \$.80 | \$ 5,004.00 | 3.56 | \$ 4,808.00 | 3.71 | \$ 196.00+ | 4.08+ | \$ 57,848.80 | 3.43 | \$ 55,976.80 | 3.55 | \$ 1,872.00+ | 3.34+ |
| THREE-AXLE | 1.20 | 7,393.20 | 5.25 | 6,987.60 | 5.40 | 405.60+ | 5.80+ | 89,322.00 | 5.29 | 91,182.00 | 5.70 | 1,860.00- | 2.04- |
| FOUR-AXLE | 1.60 | 11,294.40 | 8.02 | 12,793.60 | 9.89 | 1,499.20- | 11.72- | 146,689.60 | 8.69 | 170,924.30 | 10.34 | 24,235.20- | 14.16- |
| FIVE-AXLE | 2.00 | 41,360.00 | 29.39 | 36,398.00 | 28.13 | 4,962.00+ | 13.63+ | 503,202.00 | 29.31 | 442,860.00 | 28.03 | 60,322.00+ | 13.62+ |
| UNUSUAL SIZE | 5.00 | 370.00 | .26 | 470.00 | .36 | 100.00- | 21.28- | 4,750.00 | .28 | 5,625.00 | .35 | 875.00- | 15.56- |
| TOTAL | | \$ 65,421.60 | 46.48 | \$ 61,457.20 | 47.49 | \$ 3,964.40+ | 6.45+ | \$ 801,812.40 | 47.50 | \$ 766,588.60 | 43.60 | \$ 35,223.80+ | 4.59+ |
| TOTAL TOLL INCOME | | \$ 140,741.45 | 100.00 | \$ 129,413.65 | 100.00 | \$ 11,327.80+ | 8.75+ | \$ 1,688,131.30 | 100.00 | \$ 1,577,289.00 | 100.00 | \$ 110,842.30+ | 7.03+ |

STATE ROADS COMMISSION OF MARYLAND
AND
MARYLAND NATIONAL BANK, TRUSTEE

STATEMENT OF TRAFFIC VOLUME AND TOLL INCOME, CHESAPEAKE BAY TOLL BRIDGE (WM. PRESTON LANE, JR. MEMORIAL BRIDGE)
FOR THE MONTHS OF SEPTEMBER 1970 AND 1969, AND FOR THE FISCAL YEAR ENDED SEPTEMBER 30, 1970 AND 1969

| | RATES | TRAFFIC VOLUME | | | | | | | | | | | |
|--|--------|--------------------|---------------|----------------|---------------|--------------------------------|---------------|------------------|---------------|----------------------|---------------|-----------------|--------------|
| | | MONTH OF SEPTEMBER | | | | FISCAL YEAR ENDED SEPTEMBER 30 | | | | INCREASE OR DECREASE | | | |
| | | NUMBER | PERCENT | NUMBER | PERCENT | NUMBER | PERCENT | NUMBER | PERCENT | NUMBER | PERCENT | NUMBER | PERCENT |
| AUTOMOBILES AND LIGHT COMMERCIAL VEHICLES: | | | | | | | | | | | | | |
| PASSENGER, ETC. | \$1.00 | 427,649 | 76.94 | 383,151 | 77.59 | 44,498+ | 11.61+ | 4,453,824 | 76.66 | 4,091,638 | 77.15 | 362,186+ | 8.85+ |
| PASSENGER CARS ONLY, COMMUTATION | .50 | 3,209 | .58 | 3,099 | .63 | 110+ | 3.55+ | 35,631 | .61 | 33,646 | .63 | 1,985+ | 5.90+ |
| PASSENGER, ETC., COMMUTATION | .35 | 45,506 | 8.19 | 40,063 | 8.11 | 5,443+ | 13.59+ | 487,614 | 8.39 | 442,457 | 8.35 | 45,157+ | 10.21+ |
| PASSENGER AND ONE-AXLE TRAILER | 1.50 | 12,520 | 2.25 | 10,359 | 2.10 | 2,161+ | 20.86+ | 111,059 | 1.91 | 94,588 | 1.78 | 16,471+ | 17.41+ |
| PASSENGER AND TWO-AXLE TRAILER | 2.00 | 1,737 | .31 | 1,275 | .26 | 462+ | 36.24+ | 18,596 | .32 | 14,573 | .27 | 4,023+ | 27.61+ |
| UNCLASSIFIED VEHICLES | - | 103 | .02 | 83 | .02 | 20+ | 24.10+ | 1,010 | .02 | 519 | .01 | 491+ | - |
| *OFFICIAL DUTY | NONE | 12,900 | 2.32 | 10,802 | 2.18 | 2,098+ | 19.42+ | 132,878 | 2.29 | 104,077 | 1.96 | 28,801+ | 27.67+ |
| TOTAL | | 503,624 | 90.61 | 448,832 | 90.89 | 54,792+ | 12.21+ | 5,240,612 | 90.20 | 4,781,498 | 90.15 | 459,114+ | 9.60+ |
| HEAVY COMMERCIAL VEHICLES: | | | | | | | | | | | | | |
| TWO-AXLE | \$1.50 | 12,560 | 2.26 | 11,299 | 2.29 | 1,261+ | 11.16+ | 141,656 | 2.44 | 130,807 | 2.47 | 10,849+ | 8.29+ |
| THREE-AXLE | 2.25 | 4,415 | .79 | 3,989 | .80 | 426+ | 10.68+ | 47,897 | .82 | 47,642 | .90 | 255+ | .54+ |
| FOUR-AXLE | 3.00 | 11,261 | 2.03 | 10,353 | 2.10 | 908+ | 8.77+ | 124,794 | 2.15 | 130,176 | 2.45 | 5,382- | 4.13- |
| FIVE-AXLE | 3.75 | 23,514 | 4.23 | 18,999 | 3.85 | 4,515+ | 23.76+ | 250,191 | 4.31 | 209,080 | 3.95 | 41,111+ | 19.66+ |
| UNUSUAL SIZE | 5.00 | 426 | .08 | 346 | .07 | 80+ | 23.12+ | 4,732 | .08 | 4,505 | .08 | 227+ | 5.04+ |
| TOTAL | | 52,176 | 9.39 | 44,986 | 9.11 | 7,190+ | 15.94+ | 569,270 | 9.80 | 522,210 | 9.85 | 47,060+ | 9.01+ |
| TOTAL TRAFFIC VOLUME | | 555,800 | 100.00 | 493,818 | 100.00 | 61,982+ | 12.55+ | 5,809,882 | 100.00 | 5,303,708 | 100.00 | 506,174+ | 9.54+ |

*DOES NOT INCLUDE PROJECT PATROL CARS AND MAINTENANCE VEHICLES.

STATE ROADS COMMISSION OF MARYLAND
AND

MARYLAND NATIONAL BANK, TRUSTEE

STATEMENT OF TRAFFIC VOLUME AND TOLL INCOME, CHESAPEAKE BAY TOLL BRIDGE (WM. PRESTON LANE, JR. MEMORIAL BRIDGE)

FOR THE MONTHS OF SEPTEMBER 1970 AND 1969, AND FOR THE FISCAL YEAR ENDED SEPTEMBER 30, 1970 AND 1969 (CONTINUED)

| | TOLL INCOME | | | | | | | | | | | | |
|---|--------------------|---------------------|---------------|---------------------|----------------------|---------------------|--------------------------------|-----------------------|---------------|-----------------------|----------------------|----------------------|---------------|
| | MONTH OF SEPTEMBER | | | | | | FISCAL YEAR ENDED SEPTEMBER 30 | | | | | | |
| | 1970 | | 1969 | | INCREASE OR DECREASE | | 1970 | | 1969 | | INCREASE OR DECREASE | | |
| RATES | AMOUNT | PERCENT | AMOUNT | PERCENT | AMOUNT | PERCENT | AMOUNT | PERCENT | AMOUNT | PERCENT | AMOUNT | PERCENT | |
| AUTOMOBILES AND LIGHT COMMERCIAL VEHICLES: | | | | | | | | | | | | | |
| PASSENGER, ETC. | \$1.00 | \$427,649.00 | 68.93 | \$383,151.00 | 70.08 | \$44,498.00+ | 11.61+ | \$4,453,824.00 | 68.50 | \$4,091,638.00 | 68.94 | \$362,186.00+ | 8.85+ |
| PASSENGER CARS ONLY, COMMUTATION | .50 | 1,604.50 | .26 | 1,549.50 | .28 | 55.00+ | 3.55+ | 17,815.50 | .27 | 16,823.00 | .28 | 992.50+ | 5.90+ |
| PASSENGER, ETC., COMMUTATION | .35 | 15,927.10 | 2.57 | 14,022.05 | 2.56 | 1,905.05+ | 13.59+ | 170,664.90 | 2.62 | 154,859.95 | 2.61 | 15,804.95+ | 10.21+ |
| PASSENGER AND ONE-AXLE TRAILER | 1.50 | 18,780.00 | 3.03 | 15,538.50 | 2.84 | 3,241.50+ | 20.86+ | 166,588.50 | 2.56 | 141,882.00 | 2.39 | 24,706.50+ | 17.41+ |
| PASSENGER AND TWO-AXLE TRAILER | 2.00 | 3,474.00 | .56 | 2,550.00 | .47 | 924.00+ | 36.24+ | 37,192.00 | .57 | 29,146.00 | .49 | 8,046.00+ | 27.61+ |
| UNCLASSIFIED VEHICLES | - | 51.50 | .01 | 41.50 | .01 | 10.00+ | 24.10+ | 505.00 | .01 | 259.50 | .01 | 245.50+ | - |
| TOTAL | | \$467,486.10 | 75.36 | \$416,852.55 | 76.24 | \$50,633.55+ | 12.15+ | \$4,846,589.90 | 74.53 | \$4,434,608.45 | 74.72 | \$411,981.45+ | 9.29+ |
| HEAVY COMMERCIAL VEHICLES: | | | | | | | | | | | | | |
| TWO-AXLE | \$1.50 | \$ 18,840.00 | 3.04 | \$ 16,948.50 | 3.10 | \$ 1,891.50+ | 11.16+ | \$ 212,484.00 | 3.26 | \$ 196,210.50 | 3.31 | \$ 16,273.50+ | 8.29+ |
| THREE-AXLE | 2.25 | 9,933.75 | 1.60 | 8,975.25 | 1.64 | 958.50+ | 10.68+ | 107,768.25 | 1.66 | 107,194.50 | 1.80 | 573.75+ | .54+ |
| FOUR-AXLE | 3.00 | 33,783.00 | 5.45 | 31,059.00 | 5.68 | 2,724.00+ | 8.77+ | 374,382.00 | 5.76 | 390,528.00 | 6.58 | 16,146.00- | 4.13- |
| FIVE-AXLE | 3.75 | 88,177.50 | 14.21 | 71,246.25 | 13.03 | 16,931.25+ | 23.76+ | 938,216.25 | 14.43 | 784,050.00 | 13.21 | 154,166.25+ | 19.66+ |
| UNUSUAL SIZE | 5.00 | 2,130.00 | .34 | 1,730.00 | .31 | 400.00+ | 23.12+ | 23,660.00 | .36 | 22,525.00 | .38 | 1,135.00+ | 5.04+ |
| TOTAL | | \$152,864.25 | 24.64 | \$129,959.00 | 23.76 | \$22,905.25+ | 17.62+ | \$1,656,510.50 | 25.47 | \$1,500,508.00 | 25.28 | \$156,002.50+ | 10.40+ |
| TOTAL TOLL INCOME | | \$620,350.35 | 100.00 | \$546,811.55 | 100.00 | \$73,538.80+ | 13.45+ | \$6,503,100.40 | 100.00 | \$5,935,116.45 | 100.00 | \$567,983.95+ | 9.57+ |

STATE ROADS COMMISSION OF MARYLAND
AND
MARYLAND NATIONAL BANK, TRUSTEE

STATEMENT OF TRAFFIC VOLUME AND TOLL INCOME, PATAPSCO TUNNEL
FOR THE MONTHS OF SEPTEMBER 1970 AND 1969, AND FOR THE FISCAL YEAR ENDED SEPTEMBER 30, 1970 AND 1969

| | RATES | TRAFFIC VOLUME | | | | | | | | | | | |
|---|--------|--------------------|---------------|------------------|---------------|----------------------|--------------|--------------------------------|---------------|-------------------|---------------|----------------------|--------------|
| | | MONTH OF SEPTEMBER | | | | | | FISCAL YEAR ENDED SEPTEMBER 30 | | | | | |
| | | 1970 | | 1969 | | INCREASE OR DECREASE | | 1970 | | 1969 | | INCREASE OR DECREASE | |
| | NUMBER | PERCENT | NUMBER | PERCENT | NUMBER | PERCENT | NUMBER | PERCENT | NUMBER | PERCENT | NUMBER | PERCENT | |
| AUTOMOBILES AND LIGHT COMMERCIAL VEHICLES: | | | | | | | | | | | | | |
| PASSENGER CARS, ETC. | \$.60 | 1,181,463 | 64.15 | 1,106,745 | 63.07 | 74,718+ | 6.75+ | 13,898,049 | 63.78 | 13,303,887 | 63.90 | 594,162+ | 4.47+ |
| PASSENGER CARS, ETC., COMMUTATION | .25 | 385,151 | 20.91 | 380,550 | 21.69 | 4,601+ | 1.21+ | 4,610,940 | 21.16 | 4,347,345 | 20.88 | 263,595+ | 6.06+ |
| *OFFICIAL DUTY | NONE | 20,142 | 1.09 | 17,151 | .97 | 2,991+ | 17.44+ | 226,197 | 1.02 | 205,280 | .98 | 20,917+ | 10.19+ |
| TOTAL | | 1,586,756 | 86.15 | 1,504,446 | 85.73 | 82,310+ | 5.47+ | 18,735,186 | 85.96 | 17,856,512 | 85.76 | 878,674+ | 4.92+ |
| HEAVY COMMERCIAL VEHICLES: | | | | | | | | | | | | | |
| TWO-AXLE | \$.60 | 57,527 | 3.11 | 56,149 | 3.20 | 1,378+ | 2.45+ | 691,267 | 3.17 | 652,564 | 3.13 | 38,703+ | 5.93+ |
| THREE-AXLE | .90 | 38,081 | 2.07 | 38,654 | 2.20 | 573- | 1.48- | 447,692 | 2.05 | 452,206 | 2.17 | 4,514- | 1.00- |
| FOUR-AXLE | 1.20 | 56,684 | 3.08 | 60,708 | 3.46 | 4,024- | 6.63- | 706,589 | 3.24 | 745,515 | 3.58 | 38,926- | 5.22- |
| FIVE-AXLE | 1.50 | 102,758 | 5.58 | 94,827 | 5.40 | 7,931+ | 8.36+ | 1,213,447 | 5.57 | 1,113,377 | 5.35 | 100,070+ | 8.99+ |
| SIX-AXLE | 1.80 | 104 | .01 | 115 | .01 | 11- | 9.57- | 1,219 | .01 | 1,100 | .01 | 119+ | 10.82+ |
| TOTAL | | 255,154 | 13.85 | 250,453 | 14.27 | 4,701+ | 1.88+ | 3,060,214 | 14.04 | 2,964,762 | 14.24 | 95,152+ | 3.22+ |
| TOTAL TRAFFIC VOLUME | | 1,841,910 | 100.00 | 1,754,899 | 100.00 | 87,011+ | 4.96+ | 21,795,400 | 100.00 | 20,821,274 | 100.00 | 974,126+ | 4.68+ |

*DOES NOT INCLUDE PROJECT PATROL CARS AND MAINTENANCE VEHICLES.

STATE ROADS COMMISSION OF MARYLAND
AND

MARYLAND NATIONAL BANK, TRUSTEE

STATEMENT OF TRAFFIC VOLUME AND TOLL INCOME, PATAPSCO TUNNEL

FOR THE MONTHS OF SEPTEMBER 1970 AND 1969, AND FOR THE FISCAL YEAR ENDED SEPTEMBER 30, 1970 AND 1969 (CONTINUED)

| | TOLL INCOME | | | | | | | | | | | | |
|---|--------------------|----------------|--------|----------------|-------------------------|--------------|--------------------------------|-----------------|--------|-----------------|-------------------------|---------------|--------|
| | MONTH OF SEPTEMBER | | | | | | FISCAL YEAR ENDED SEPTEMBER 30 | | | | | | |
| | 19 70 | | 19 69 | | INCREASE OR DECREASE | | 19 70 | | 19 69 | | INCREASE OR DECREASE | | |
| RATES | AMOUNT | PERCENT | AMOUNT | PERCENT | AMOUNT | PERCENT | AMOUNT | PERCENT | AMOUNT | PERCENT | AMOUNT | PERCENT | |
| AUTOMOBILES AND LIGHT COMMERCIAL VEHICLES: | | | | | | | | | | | | | |
| PASSENGER CARS, ETC. | \$.60 | \$ 708,877.80 | 64.81 | \$ 664,047.00 | 63.83 | \$44,830.80+ | 6.75+ | \$8,338,829.40 | 64.43 | \$7,982,332.20 | 64.36 | \$356,497.20+ | 4.47+ |
| PASSENGER CARS, ETC., COMMUTATION | .25 | 96,287.75 | 8.80 | 95,137.50 | 9.14 | 1,150.25+ | 1.21+ | 1,152,735.00 | 8.91 | 1,086,836.25 | 8.76 | 65,898.75+ | 6.06+ |
| TOTAL | | \$ 805,165.55 | 73.61 | \$ 759,184.50 | 72.97 | \$45,981.05+ | 6.06+ | \$9,491,564.40 | 73.34 | \$9,069,168.45 | 73.12 | \$422,395.95+ | 4.66+ |
| HEAVY COMMERCIAL VEHICLES: | | | | | | | | | | | | | |
| TWO-AXLE | \$.60 | \$ 34,516.20 | 3.16 | \$ 33,689.40 | 3.24 | \$ 826.80+ | 2.45+ | \$ 414,760.20 | 3.21 | \$ 391,538.40 | 3.16 | \$ 23,221.80+ | 5.93+ |
| THREE-AXLE | .90 | 34,272.90 | 3.13 | 34,788.60 | 3.34 | 515.70- | 1.48- | 402,922.80 | 3.11 | 406,905.40 | 3.28 | 4,062.60- | 1.00- |
| FOUR-AXLE | 1.20 | 68,020.80 | 6.22 | 72,849.60 | 7.00 | 4,828.80- | 6.63- | 847,906.80 | 6.55 | 894,618.00 | 7.21 | 46,711.20- | 5.22- |
| FIVE-AXLE | 1.50 | 154,137.00 | 14.09 | 142,240.50 | 13.68 | 11,896.50+ | 8.36+ | 1,820,170.50 | 14.06 | 1,670,065.50 | 13.46 | 150,105.00+ | 8.99+ |
| SIX-AXLE | 1.80 | 187.20 | .02 | 207.00 | .02 | 19.80- | 9.57- | 2,194.20 | .02 | 1,980.00 | .02 | 214.20+ | 10.82+ |
| VOLUME DISCOUNTS - FOUR-AXLE OVER, MARYLAND TAGS | | 2,519.99* | .23* | 2,594.76* | .25* | 74.77+ | 2.88+ | 37,354.90* | .29* | 30,847.32* | .25* | 6,507.58- | 21.10- |
| TOTAL | | \$ 288,614.11 | 26.39 | \$ 281,180.34 | 27.03 | \$ 7,433.77+ | 2.64+ | \$3,450,599.60 | 26.66 | \$ 3,334,339.90 | 26.88 | \$116,259.62+ | 3.49+ |
| TOTAL TOLL INCOME | | \$1,093,779.66 | 100.00 | \$1,040,364.84 | 100.00 | \$53,414.82+ | 5.13+ | \$12,942,164.00 | 100.00 | \$12,403,508.43 | 100.00 | \$538,655.57+ | 4.34+ |

*INDICATES RED FIGURE.

STATE ROADS COMMISSION OF MARYLAND
AND
MARYLAND NATIONAL BANK, TRUSTEE

STATEMENT OF RESERVES (CREATED UNDER ARTICLE V OF TRUST AGREEMENT)
FOR THE MONTH OF SEPTEMBER 1970, AND FOR THE FISCAL YEAR ENDED SEPTEMBER 30, 1970

| | MARYLAND TOLL REVENUE PROJECTS | | | | |
|---|--------------------------------|-------------------------------|-------------------------|------------------------------------|-----------------------|
| | REVENUE FUND | OPERATIONS RESERVE FUND | BOND SERVICE ACCOUNT | SINKING FUND RESERVE ACCOUNT | REDEMPTION ACCOUNT |
| BALANCE, SEPTEMBER 1, 1970 | \$ 694,968.93 | \$1,502,894.06 | \$2,775,880.17 | \$ 637,832.00 | \$10,555,937.63 |
| ADDITIONS: | | | | | |
| TOTAL INCOME (EXHIBIT A) | \$2,044,968.89 | - | - | - | - |
| PROPERTY DAMAGE RECOVERY | - | \$ 175.50 | - | - | - |
| INCOME FROM INVESTMENTS | - | 2,698.37 | \$ 139,427.16 | \$ 1,200.41 | \$ 169,773.54 |
| TRANSFER FROM MARYLAND TOLL REVENUE PROJECTS REVENUE FUND | - | - | 1,707,556.60 | - | - |
| TOTAL ADDITIONS | \$2,044,968.89 | \$ 2,873.87 | \$1,896,983.76 | \$ 1,200.41 | \$ 169,773.54 |
| TOTAL | \$2,739,937.82 | \$1,505,767.93 | \$4,672,863.93 | \$ 639,032.41 | \$10,725,711.17 |
| DEDUCTIONS: | | | | | |
| EXPENSES, EXCLUDING GENERAL AND ADMINISTRATIVE (EXHIBIT A) | \$ 316,022.54 | \$ 166,942.34 | - | - | - |
| GENERAL AND ADMINISTRATIVE EXPENSES (EXHIBIT A) | 40,317.97 | 624.69 | - | - | - |
| TRANSFER TO SINKING FUND - BOND SERVICE ACCOUNT | 1,707,556.60 | - | - | - | - |
| INTEREST DUE OCTOBER 1, 1970 | - | - | \$ 159,458.00 | - | - |
| BRIDGE AND TUNNEL REVENUE SERIAL BONDS DUE OCTOBER 1, 1970 | - | - | 2,610,000.00 | - | - |
| BRIDGE AND TUNNEL REVENUE SERIAL BONDS CALLED FOR REDEMPTION OCTOBER 1, 1970 (PREMIUM \$87,770.00) | - | - | - | - | \$ 8,864,770.00 |
| ADVERTISING EXPENSES - BONDS CALLED FOR REDEMPTION OCTOBER 1, 1970 | - | - | - | - | 2,329.02 |
| TOTAL DEDUCTIONS | \$2,063,897.11 | \$ 167,567.03 | \$2,769,458.00 | - | \$ 8,867,099.02 |
| BALANCE, SEPTEMBER 30, 1970 | \$ 676,040.71 | \$1,338,200.90 | \$1,903,405.93 | \$ 639,032.41 | \$ 1,858,612.15 |

STATE ROADS COMMISSION OF MARYLAND
 AND
 MARYLAND NATIONAL BANK, TRUSTEE
 STATEMENT OF RESERVES (CREATED UNDER ARTICLE V OF TRUST AGREEMENT)
 FOR THE MONTH OF SEPTEMBER 1970 AND FOR THE FISCAL YEAR ENDED SEPTEMBER 30, 1970 (CONTINUED)

| | MARYLAND TOLL REVENUE PROJECTS | | | | |
|---|--------------------------------|-------------------------------|-------------------------|------------------------------------|-----------------------|
| | REVENUE FUND | OPERATIONS RESERVE FUND | BOND SERVICE ACCOUNT | SINKING FUND RESERVE ACCOUNT | REDEMPTION ACCOUNT |
| FISCAL YEAR ENDED SEPTEMBER 30, 1970 | | | | | |
| BALANCE, OCTOBER 1, 1969 | \$ 653,375.23 | \$2,052,812.20 | \$1,804,257.72 | \$1,588,060.00 | \$ 1,982,488.09 |
| ADDITIONS: | | | | | |
| TOTAL INCOME (EXHIBIT A) | \$22,420,517.02 | - | - | - | - |
| INCOME FROM INVESTMENTS | - | \$ 106,529.57 | \$ 200,959.69 | \$ 60,914.37 | \$ 282,822.20 |
| PROCEEDS FROM SALE OF PROPERTY | - | 8,399.20 | - | - | - |
| PROPERTY DAMAGE RECOVERY | - | 16,087.45 | - | - | - |
| SALE OF PLANS AND SPECIFICATIONS | - | 1,692.25 | - | - | - |
| TRANSFER FROM RESERVE ACCOUNT | - | - | - | - | 1,009,941.96 |
| TRANSFER FROM MARYLAND TOLL REVENUE PROJECTS REVENUE FUND | - | 50,000.00 | 2,928,265.36 | - | 14,849,803.78 |
| TOTAL ADDITIONS | \$22,420,517.02 | \$ 182,708.47 | \$3,129,225.05 | \$ 60,914.37 | \$16,142,567.94 |
| TOTAL | \$23,073,892.25 | \$2,235,520.67 | \$4,933,482.77 | \$1,648,974.37 | \$18,125,056.03 |
| DEDUCTIONS: | | | | | |
| EXPENSES, EXCLUDING GENERAL AND ADMINISTRATIVE EXPENSES | \$ 4,047,441.66 | \$ 842,691.54 | - | - | - |
| GENERAL AND ADMINISTRATIVE EXPENSES | 522,340.74 | 54,628.23 | - | - | - |
| TRANSFER TO INTEREST AND SINKING FUND: | | | | | |
| BOND SERVICE ACCOUNT | 2,928,265.36 | - | - | - | - |
| REDEMPTION ACCOUNT | 14,849,803.78 | - | - | \$1,009,941.96 | - |
| TRANSFER TO OPERATIONS RESERVE FUND | 50,000.00 | - | - | - | - |
| BRIDGE AND TUNNEL REVENUE TERM BONDS PURCHASED (PRINCIPAL AMOUNT \$621,000.00) | - | - | - | - | \$ 636,195.00 |
| ACCRUED INTEREST PAID ON BRIDGE AND TUNNEL REVENUE TERM BONDS PURCHASED | - | - | \$ 2,652.01 | - | - |
| BRIDGE AND TUNNEL REVENUE SERIAL BONDS PURCHASED (PRINCIPAL AMOUNT \$624,000.00) | - | - | - | - | 625,602.50 |
| ACCRUED INTEREST PAID ON BRIDGE AND TUNNEL REVENUE SERIAL BONDS PURCHASED | - | - | 2,001.83 | - | - |
| INTEREST DUE APRIL 1, 1970 | - | - | 255,965.00 | - | - |
| INTEREST DUE OCTOBER 1, 1970 | - | - | 159,458.00 | - | - |
| BRIDGE AND TUNNEL REVENUE SERIAL BONDS DUE OCTOBER 1, 1970 | - | - | 2,610,000.00 | - | - |
| BRIDGE AND TUNNEL REVENUE TERM BONDS CALLED FOR REDEMPTION APRIL 1, 1970 (PREMIUM \$118,725.00) | - | - | - | - | 4,867,725.00 |
| BRIDGE AND TUNNEL REVENUE SERIAL BONDS CALLED FOR REDEMPTION APRIL 1, 1970 (PREMIUM \$12,480.00) | - | - | - | - | 1,260,480.00 |
| BRIDGE AND TUNNEL REVENUE SERIAL BONDS CALLED FOR REDEMPTION OCTOBER 1, 1970 (PREMIUM \$87,770.00) | - | - | - | - | 8,864,770.00 |
| ADVERTISING EXPENSES - BONDS CALLED FOR REDEMPTION, ETC. | - | - | - | - | 11,671.38 |
| TOTAL DEDUCTIONS | \$22,397,851.54 | \$ 897,319.77 | \$3,030,076.84 | \$1,009,941.96 | \$16,266,443.88 |
| BALANCE, SEPTEMBER 30, 1970 | \$ 676,040.71 | \$1,338,200.90 | \$1,903,405.93 | \$ 639,032.41 | \$ 1,858,612.15 |

STATE ROADS COMMISSION OF MARYLAND
AND
MARYLAND NATIONAL BANK, TRUSTEE
STATEMENT SHOWING DEPOSITS AND WITHDRAWALS
FUNDS CREATED UNDER ARTICLE V OF TRUST AGREEMENT, FOR THE MONTH OF SEPTEMBER 1970

| | MARYLAND TOLL REVENUE PROJECTS | | | | |
|--|--------------------------------|-------------------------------|-------------------------|------------------------------------|------------------------|
| | REVENUE FUND | OPERATIONS RESERVE FUND | BOND SERVICE ACCOUNT | SINKING FUND RESERVE ACCOUNT | REDEMPTION ACCOUNT |
| DEPOSITS: | | | | | |
| TOLL COLLECTIONS | \$1,679,956.79 | - | - | - | - |
| TOLL TICKETS SOLD FOR FUTURE USE | 280,855.30 | - | - | - | - |
| COLLECTIONS OF ACCOUNTS RECEIVABLE | 3,815.10 | - | - | - | - |
| MISCELLANEOUS REVENUE | 757.67 | - | - | - | - |
| SALE OF STICKERS FOR USE WITH COMMUTATION TICKETS | 1,446.00 | - | - | - | - |
| PROPERTY DAMAGE RECOVERY | - | \$ 175.50 | - | - | - |
| PROCEEDS FROM SALE OR REDEMPTION OF UNITED STATES OBLIGATIONS - PORTION OF PRINCIPAL REALIZED APPLIED TO COST | - | 147,750.00 | \$2,730,572.84 | \$ 98,500.00 | \$12,654,822.96 |
| INVESTMENT INCOME FROM UNITED STATES OBLIGATIONS: NET GAIN REALIZED ON DISPOSITIONS | - | 1,734.38 | - | 937.50 | - |
| INTEREST EARNED | - | 963.99 | 189,427.16 | 262.91 | 169,773.54 |
| TRANSFER FROM MARYLAND TOLL REVENUE PROJECTS REVENUE FUND | - | - | 1,707,556.60 | - | - |
| TOTAL DEPOSITS | <u>\$1,966,830.86</u> | <u>\$ 150,623.87</u> | <u>\$4,627,556.60</u> | <u>\$ 99,700.41</u> | <u>\$12,824,596.50</u> |
| WITHDRAWALS: | | | | | |
| REQUISITIONS FOR OPERATIONS, MAINTENANCE AND GENERAL EXPENSES | \$ 356,340.51 | \$ 167,567.03 | - | - | - |
| REFUNDS (TOLL TICKETS SOLD FOR FUTURE USE, VOLUME DISCOUNTS, ETC.) | 2,789.79 | - | - | - | - |
| TRANSFER (EFFECTED BY TRUSTEE, OCTOBER 7, 1970) TO SINKING FUND: INTEREST AND SINKING FUND - BOND SERVICE ACCOUNT | 1,707,556.60 | - | - | - | - |
| PURCHASE OF UNITED STATES TREASURY OBLIGATIONS | - | - | \$ 159,456.00 | - | \$ 5,864,863.82 |
| INTEREST DUE OCTOBER 1, 1970 | - | - | 2,610,000.00 | - | - |
| BRIDGE AND TUNNEL REVENUE SERIAL BONDS DUE OCTOBER 1, 1970 (PREMIUM \$87,770.00) | - | - | - | - | 8,864,770.00 |
| ADVERTISING EXPENSES - BONDS CALLED FOR REDEMPTION OCTOBER 1, 1970 | - | - | - | - | 2,329.02 |
| TOTAL WITHDRAWALS | <u>\$2,066,686.90</u> | <u>\$ 167,567.03</u> | <u>\$2,769,458.00</u> | <u>-</u> | <u>\$14,731,962.84</u> |
| EXCESS OF DEPOSITS OVER WITHDRAWALS | \$ 99,856.04* | \$ 16,943.16* | \$1,858,098.60 | \$ 99,700.41 | \$ 1,907,366.34* |
| CASH BALANCE AT BEGINNING OF PERIOD, INCLUDING UNDEPOSITED COLLECTIONS | 1,131,929.34 | 60,854.06 | 45,307.33 | 46,743.00* | 1,926,856.49 |
| CASH BALANCE AT END OF PERIOD, INCLUDING UNDEPOSITED COLLECTIONS | \$1,032,073.30 | \$ 43,910.90 | \$1,903,405.93 | \$ 52,957.41 | \$ 19,490.15 |
| INVESTMENTS IN UNITED STATES TREASURY OBLIGATIONS - AT COST: \$1,909,000 NOTES 5 3/8% DUE FEBRUARY 15, 1971 | - | 1,294,290.00 | - | 586,075.00 | - |
| 1,850,000 TREASURY BILLS DUE OCTOBER 15, 1971 | - | - | - | - | 1,839,122.00 |
| TOTAL CASH AND INVESTMENTS | <u>\$1,032,073.30</u> | <u>\$1,338,200.90</u> | <u>\$1,903,405.93</u> | <u>\$ 639,032.41</u> | <u>\$ 1,858,612.15</u> |

*INDICATES RED FIGURE.

EXHIBIT G

STATE ROADS COMMISSION OF MARYLAND
AND
MARYLAND NATIONAL BANK, TRUSTEE
STATEMENT SHOWING DEPOSITS AND WITHDRAWALS, PATAPSCO TUNNEL CONSTRUCTION FUND
FOR THE MONTH OF SEPTEMBER 1970, AND FOR THE PERIOD FROM DECEMBER 7, 1954, THROUGH SEPTEMBER 30, 1970

| | MONTH OF SEPTEMBER 1970 | DECEMBER 7, 1954 THROUGH SEPTEMBER 30, 1970 |
|--|-------------------------------|---|
| DEPOSITS: | | |
| PROCEEDS FROM SALE OF BRIDGE AND TUNNEL REVENUE BONDS DATED OCTOBER 1, 1954, AND SOLD DECEMBER 7, 1954, INCLUDING ACCRUED INTEREST OF \$947,866.33 | - | \$178,841,866.33 |
| LESS: | | |
| PORTION APPLIED TOWARD REDEMPTION OF BRIDGE REVENUE BONDS (SERIES 1948) | \$34,037,000.00 | |
| ACCRUED INTEREST FROM OCTOBER 1, 1954, THROUGH DECEMBER 7, 1954, DEPOSITED WITH THE TRUSTEE TO THE CREDIT OF BOND SERVICE | 947,866.33 | |
| | - | 34,984,866.33 |
| | - | \$143,857,000.00 |
| | - | 367,321,206.96 |
| PROCEEDS FROM SALE OR REDEMPTION OF UNITED STATES OBLIGATIONS (INVESTMENT SECURITIES) | - | |
| INTEREST EARNED ON UNITED STATES OBLIGATIONS: | | |
| EARNED | - | 6,174,458.57 |
| RECOVERY OF ACCRUED INTEREST PURCHASED | - | 801,387.27 |
| DISCOUNT ON RE-SUBSCRIPTION TO UNITED STATES TREASURY OBLIGATIONS | - | 4,000.00 |
| REFUND ON PAYMENT IN CONNECTION WITH ACQUISITION OF RIGHTS-OF-WAY, ETC. | - | 416,440.21 |
| REFUND OF ELECTRIC EXTENSION CHARGE | - | 647.00 |
| RECOVERY IN CONNECTION WITH ELECTRICAL ANTI-TRUST CLAIM | - | 7,492.74 |
| SALE OF PLANS AND SPECIFICATIONS | - | 28,086.34 |
| SALE OF LAND NOT NEEDED FOR RIGHTS-OF-WAY | - | 62,473.62 |
| SALE OF MATERIALS, ETC., NOT NEEDED | - | 13,538.69 |
| FROM OPERATIONS RESERVE FUND TO REFLECT PROPER DISTRIBUTION OF COSTS | - | 36,299.72 |
| | - | 518,723,031.12 |
| TOTAL DEPOSITS | - | \$518,723,031.12 |
| WITHDRAWALS: | | |
| EXPENDITURES FOR PATAPSCO TUNNEL COSTS: | | |
| PRELIMINARY EXPENSES | - | \$ 455,121.80 |
| LAND AND RIGHTS-OF-WAY | - | 11,254,777.50 |
| CONSTRUCTION | - | 103,603,827.33 |
| ENGINEERING | - | 9,347,072.92 |
| ADMINISTRATIVE AND LEGAL | - | 1,168,401.55 |
| MAINTENANCE AND OFFICE EQUIPMENT AND SUPPLIES | - | 579,424.02 |
| TRANSFER TO BOND SERVICE FOR INTEREST ON OUTSTANDING TERM BONDS | - | 16,726,801.28 |
| FINANCING EXPENSES | - | 165,928.85 |
| | - | \$143,297,355.25 |
| | - | 366,510,836.19 |
| | - | 800,893.48 |
| ACCRUED INTEREST ON UNITED STATES OBLIGATIONS PURCHASED | - | 416,440.21 |
| EXPENDITURES MADE IN CONNECTION WITH ACQUISITION OF RIGHTS-OF-WAY, ETC., SUBSEQUENTLY REFUNDED | - | 62,473.62 |
| PURCHASE OF LAND SUBSEQUENTLY SOLD | - | 13,538.69 |
| PURCHASE OF MATERIALS, ETC., SUBSEQUENTLY SOLD | - | 36,299.72 |
| CONSTRUCTION EXPENDITURES SUBSEQUENTLY RECOVERED FROM OPERATIONS RESERVE FUND | - | 7,577,038.56 |
| TRANSFER TO SINKING FUND - RESERVE ACCOUNT | - | 518,714,875.72 |
| | - | \$ 8,155.40 |
| TOTAL WITHDRAWALS | - | \$ 8,155.40 |
| EXCESS OF DEPOSITS OVER WITHDRAWALS | \$ 8,155.40 | - |
| CASH BALANCE AT BEGINNING OF PERIOD | \$ 8,155.40 | \$ 8,155.40 |
| CASH BALANCE AT END OF PERIOD | | |
| INVESTMENTS IN UNITED STATES TREASURY OBLIGATIONS - AT COST: | | |
| \$120,000 TREASURY BILLS DUE MARCH 31, 1971 | 112,692.00 | 112,692.00 |
| 28,000 TREASURY BILLS DUE JANUARY 31, 1971 | 25,871.21 | 25,871.21 |
| | \$146,718.61 | \$ 146,718.61 |
| TOTAL CASH AND INVESTMENTS | | |

STATE ROADS COMMISSION OF MARYLAND
AND

MARYLAND NATIONAL BANK, TRUSTEE

BRIDGE AND TUNNEL REVENUE BONDS BALANCE SHEET, SEPTEMBER 30, 1970

| ASSETS | TOTAL | MARYLAND TOLL REVENUE PROJECTS | | | | BRIDGE CONSTRUCTION ACCOUNT | PATAPSCO TUNNEL CONSTRUCTION ACCOUNT | BONDED DEBT | |
|--|-------------------------|--------------------------------|-------------------------------|-------------------------|------------------------------------|-----------------------------------|---|-------------------------|-----------------------|
| | | REVENUE FUND | OPERATIONS RESERVE FUND | BOND SERVICE ACCOUNT | SINKING FUND RESERVE ACCOUNT | | | | REDEMPTION ACCOUNT |
| CASH ON DEPOSIT: | | | | | | | \$ 8,155.40 | | |
| MARYLAND NATIONAL BANK - BALTIMORE..... | \$ 2,800,720.81 | \$ 772,801.02 | \$ 43,910.90 | \$ 1,903,405.93 | \$ 52,957.41 | \$ 19,490.15 | - | - | |
| MARYLAND NATIONAL BANK - ANNAPOLIS..... | 127,136.54 | 127,136.54 | - | - | - | - | - | - | |
| MARYLAND NATIONAL BANK - LA PLATA..... | 38,041.21 | 38,041.21 | - | - | - | - | - | - | |
| NATIONAL BANK OF PERRYVILLE..... | 31,121.23 | 31,121.23 | - | - | - | - | - | - | |
| UNDEPOSITED COLLECTIONS..... | 62,973.30 | 62,973.30 | - | - | - | - | - | - | |
| REVOLVING FUND FOR MAKING CHANGE AND PETTY CASH EXPENSES..... | 98,000.00 | 98,000.00 | - | - | - | - | - | - | |
| INVESTMENTS IN UNITED STATES OBLIGATIONS AT COST..... | 3,858,050.21 | - | 1,294,290.00 | - | 586,075.00 | 1,839,122.00 | - | 138,563.21 | |
| GUARANTY DEPOSITED WITH MARYLAND NATIONAL BANK, TRUSTEE..... | 2,000.00 | 2,000.00 | - | - | - | - | - | - | |
| ACCOUNTS RECEIVABLE: | | | | | | | | | |
| TOLL TICKETS..... | 9,232.90 | 9,232.90 | - | - | - | - | - | - | |
| TOLL CHARGES..... | 9,777.55 | 9,777.55 | - | - | - | - | - | - | |
| CAPITAL PROPERTIES: | | | | | | | | | |
| SUSQUEHANNA RIVER TOLL BRIDGE..... | 4,702,861.84 | - | - | - | - | - | \$ 4,702,861.84 | - | |
| POTOMAC RIVER TOLL BRIDGE..... | 5,628,250.06 | - | - | - | - | - | 5,628,250.06 | - | |
| CHESAPEAKE BAY TOLL BRIDGE..... | 45,556,887.19 | - | - | - | - | - | 45,556,887.19 | - | |
| PATAPSCO TUNNEL PROJECT..... | 143,297,355.25 | - | - | - | - | - | - | 143,297,355.25 | |
| NORTHEASTERN APPROACH EXTENSION..... | 1,119,630.93 | - | - | - | - | - | - | 1,119,630.93 | |
| FUTURE TOLL BRIDGE AND TUNNEL REVENUE ENCUMBERED AND PORTION OF EXISTING SINKING FUND AVAILABLE FOR PAYING PRINCIPAL OF BRIDGE AND TUNNEL REVENUE BONDS..... | 621,000.00 | - | - | - | - | - | - | \$ 621,000.00 | |
| TOTAL ASSETS..... | \$207,963,039.02 | \$1,151,083.75 | \$1,338,200.90 | \$1,903,405.93 | \$639,032.41 | \$1,858,612.15 | \$55,887,999.09 | \$144,563,704.79 | \$ 621,000.00 |

NOTE: THE TRUSTEE INFORMED THE COMMISSION THAT AS OF SEPTEMBER 30, 1970, THE TRUSTEE, OR CUSTODIANS APPROVED BY THE TRUSTEE, HELD AS COLLATERAL SECURITY FOR THE DEPOSITS OF FUNDS SHOWN ABOVE SECURITIES HAVING A MARKET VALUE (EXCLUSIVE OF ACCRUED INTEREST) AT LEAST EQUAL TO THE AMOUNT OF EACH SUCH DEPOSIT. THE AFOREMENTIONED SECURITIES CONSISTED OF DIRECT OBLIGATIONS OF THE UNITED STATES GOVERNMENT, OR OBLIGATIONS, THE PRINCIPAL AND INTEREST OF WHICH ARE UNCONDITIONALLY GUARANTEED BY THE UNITED STATES GOVERNMENT, OR OTHER MARKETABLE SECURITIES, ELIGIBLE AS SECURITY FOR DEPOSITS OF TRUST FUNDS UNDER REGULATIONS OF THE BOARD OF GOVERNORS OF THE FEDERAL RESERVE SYSTEM OR ELIGIBLE AS SECURITY FOR THE DEPOSITS OF FUNDS OF THE STATE OF MARYLAND.

STATE ROADS COMMISSION OF MARYLAND
AND

MARYLAND NATIONAL BANK, TRUSTEE

BRIDGE AND TUNNEL REVENUE BONDS BALANCE SHEET, SEPTEMBER 30, 1970 (CONTINUED)

| LIABILITIES | TOTAL | MARYLAND TOLL REVENUE PROJECTS | | | | BRIDGE CONSTRUCTION ACCOUNT | PATAPSCO TUNNEL CONSTRUCTION ACCOUNT | BONDED DEBT | |
|--|-------------------------|--------------------------------|-------------------------------|-------------------------|------------------------------------|-----------------------------------|---|-------------------------|-----------------------|
| | | REVENUE FUND | OPERATIONS RESERVE FUND | BOND SERVICE ACCOUNT | SINKING FUND RESERVE ACCOUNT | | | | REDEMPTION ACCOUNT |
| RESERVE CREATED UNDER ARTICLE V OF TRUST AGREEMENT: | | | | | | | | | |
| FOR OPERATING EXPENSES AND OTHER COSTS:... | \$ 2,014,241.61 | \$ 676,040.71 | \$1,338,200.90 | - | - | - | - | - | |
| FOR REQUIREMENT OF MARYLAND TOLL REVENUE PROJECTS - INTEREST & SINKING FUND | 4,401,050.49 | - | - | \$1,903,405.93 | \$639,032.41 | \$1,858,612.15 | - | - | |
| RESERVES FOR PATAPSCO TUNNEL CONSTRUCTION COSTS | 146,718.61 | - | - | - | - | - | \$ 146,718.61 | - | |
| OTHER RESERVES: | | | | | | | | | |
| FOR GUARANTY DEPOSITS | 2,000.00 | 2,000.00 | - | - | - | - | - | - | |
| FOR TOLL TICKETS SOLD FOR FUTURE USE | 473,043.04 | 473,043.04 | - | - | - | - | - | - | |
| BONDS PAYABLE ONLY FROM REVENUE OF BRIDGES AND TUNNEL | 621,000.00 | - | - | - | - | - | - | \$ 621,000.00 | |
| STATE EQUITY REPRESENTED BY: | | | | | | | | | |
| PORTION OF BOND PROCEEDS, NET INVESTMENT INCOME, AND PROJECT REVENUE INVESTED IN: | | | | | | | | | |
| SUSQUEHANNA RIVER TOLL BRIDGE | 2,723,642.56 | - | - | - | - | \$ 2,723,642.56 | - | - | |
| POTOMAC RIVER TOLL BRIDGE | 3,276,280.06 | - | - | - | - | 3,276,280.06 | - | - | |
| CHESAPEAKE BAY TOLL BRIDGE | 45,064,240.46 | - | - | - | - | 45,064,240.46 | - | - | |
| PATAPSCO TUNNEL PROJECT | 144,416,986.18 | - | - | - | - | - | 144,416,986.18 | - | |
| FEDERAL GRANT INVESTED IN SUSQUEHANNA RIVER TOLL BRIDGE | 1,979,219.28 | - | - | - | - | 1,979,219.28 | - | - | |
| FEDERAL GRANT INVESTED IN POTOMAC RIVER TOLL BRIDGE | 2,351,970.00 | - | - | - | - | 2,351,970.00 | - | - | |
| CHESAPEAKE BAY FERRY SYSTEM FUNDS INVESTED IN CHESAPEAKE BAY TOLL BRIDGE | 492,646.73 | - | - | - | - | 492,646.73 | - | - | |
| TOTAL LIABILITIES | \$207,963,039.02 | \$1,151,083.75 | \$1,338,200.90 | \$1,903,405.93 | \$639,032.41 | \$1,858,612.15 | \$55,887,999.09 | \$144,563,704.79 | \$ 621,000.00 |

STATE ROADS COMMISSION OF MARYLAND
AND
MARYLAND NATIONAL BANK, TRUSTEE
STATEMENT SHOWING BRIDGE AND TUNNEL REVENUE BONDS DATED OCTOBER 1, 1954
ISSUED, PAID, PURCHASED OR REDEEMED AT SEPTEMBER 30, 1970

| BONDS ISSUED: | RATE OF <u>INTEREST</u> | MATURITY <u>OCTOBER 1</u> | PRINCIPAL <u>AMOUNT</u> |
|--|----------------------------|------------------------------|----------------------------|
| SERIAL BONDS | 1.75% | 1960 | \$ 1,920,000 |
| | 1.80% | 1961 | 1,980,000 |
| | 1.90% | 1962 | 2,040,000 |
| | 2.00% | 1963 | 2,100,000 |
| | 2.10% | 1964 | 2,170,000 |
| | 2.25% | 1965 | 2,240,000 |
| | 2.30% | 1966 | 2,310,000 |
| | 2.40% | 1967 | 2,380,000 |
| | 2.50% | 1968 | 2,450,000 |
| | 2.50% | 1969 | 2,530,000 |
| | 2.60% | 1970 | 2,610,000 |
| | 2.60% | 1971 | 2,690,000 |
| | 2.70% | 1972 | 2,770,000 |
| | 2.70% | 1973 | 2,860,000 |
| | 2.70% | 1974 | <u>2,950,000</u> |
| TOTAL SERIAL BONDS | | | \$ 36,000,000 |
| TERM BONDS | 3.00% | 1994 | <u>144,000,000</u> |
| TOTAL BONDS ISSUED | | | <u>\$180,000,000</u> |
| BONDS PAID, PURCHASED OR REDEEMED: | | | |
| SERIAL BONDS PAID: | | | |
| IN CURRENT FISCAL YEAR | | \$ 2,530,000 | |
| IN PRIOR YEARS | | 19,590,000 | |
| PAYMENT TO PAYING AGENT SEPTEMBER 30, 1970 | | | |
| FOR BONDS DUE OCTOBER 1, 1970 | | <u>2,610,000</u> | \$ 24,730,000 |
| SERIAL BONDS PURCHASED: | | | |
| IN CURRENT FISCAL YEAR-DUE OCTOBER 1, 1974 | | | 624,000 |
| SERIAL BONDS REDEEMED: | | | |
| CALLED APRIL 1, 1970 - DUE OCTOBER 1, 1974 ... | | \$ 1,248,000 | |
| PAYMENT TO PAYING AGENT SEPTEMBER 30, 1970 | | | |
| FOR PRINCIPAL AMOUNT OF BONDS CALLED FOR | | | |
| REDEMPTION OCTOBER 1, 1970: | | | |
| DUE OCTOBER 1, 1974 | | 1,078,000 | |
| DUE OCTOBER 1, 1973 | | 2,860,000 | |
| DUE OCTOBER 1, 1972 | | 2,770,000 | |
| DUE OCTOBER 1, 1971 | | <u>2,069,000</u> | 10,025,000 |
| TERM BONDS PURCHASED: | | | |
| IN CURRENT FISCAL YEAR | | \$ 621,000 | |
| IN PRIOR YEARS | | <u>126,007,000</u> | 126,628,000 |
| TERM BONDS REDEEMED: | | | |
| CALLED OCTOBER 1, 1963 | | \$ 1,345,000 | |
| CALLED OCTOBER 1, 1964 | | 2,954,000 | |
| CALLED OCTOBER 1, 1965 | | 1,650,000 | |
| CALLED OCTOBER 1, 1969 | | 6,674,000 | |
| CALLED APRIL 1, 1970 | | <u>4,749,000</u> | <u>17,372,000</u> |
| TOTAL BONDS PAID, PURCHASED OR REDEEMED | | | <u>\$179,379,000</u> |
| BONDS OUTSTANDING SEPTEMBER 30, 1970 | | | <u>\$ 621,000</u> |

NOTE: THE REMAINING \$621,000 SERIAL BONDS DUE OCTOBER 1, 1971
WERE ADVERTISED ON SEPTEMBER 10, 1970 FOR CALL ON OCTOBER 15, 1970.

EXHIBIT J

CHART OF INCOME
SUSQUEHANNA RIVER BRIDGE, POTOMAC RIVER BRIDGE, CHESAPEAKE BAY BRIDGE, AND PATAPSCO TUNNEL PAGE 1

EXHIBIT K

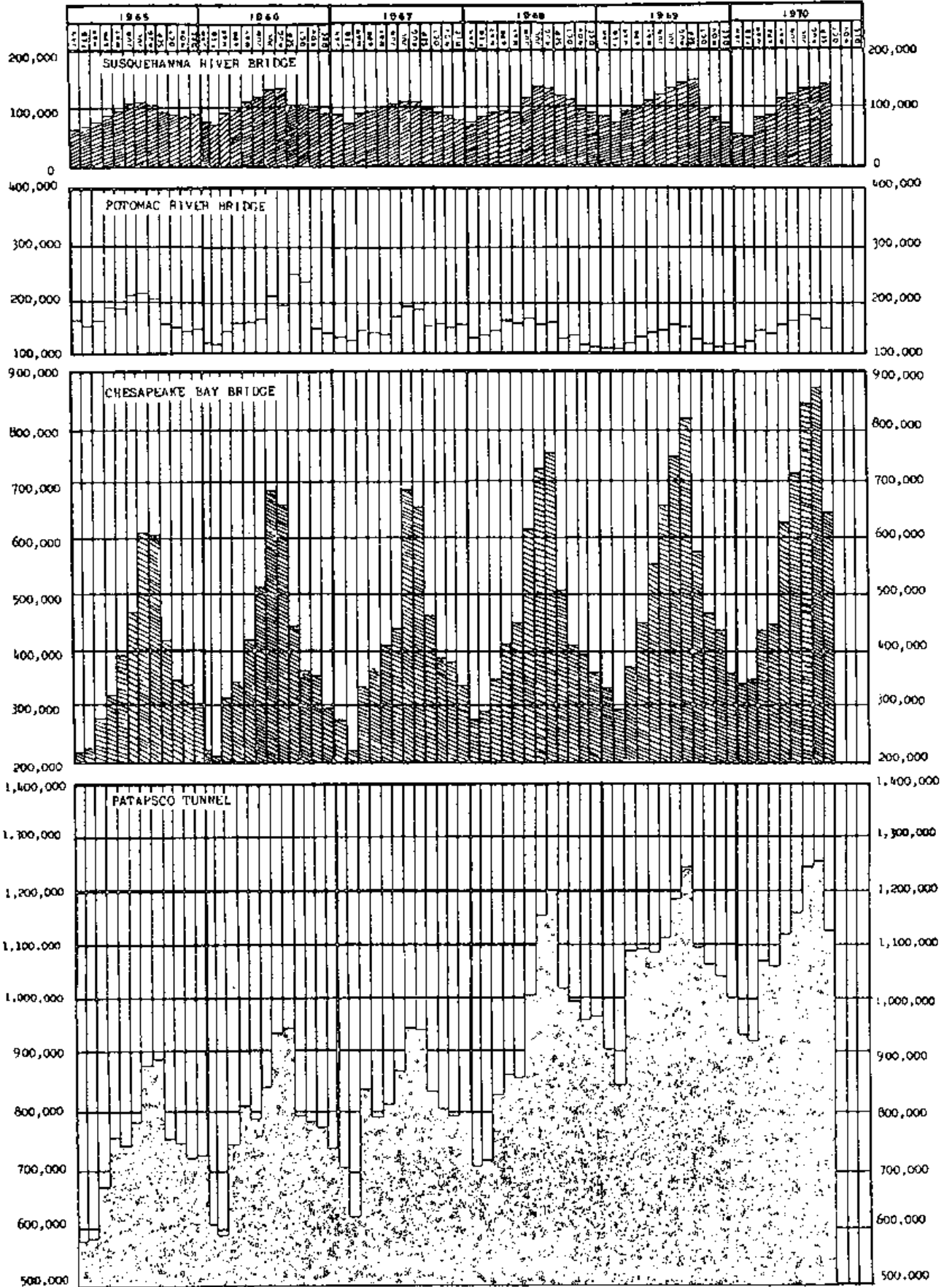
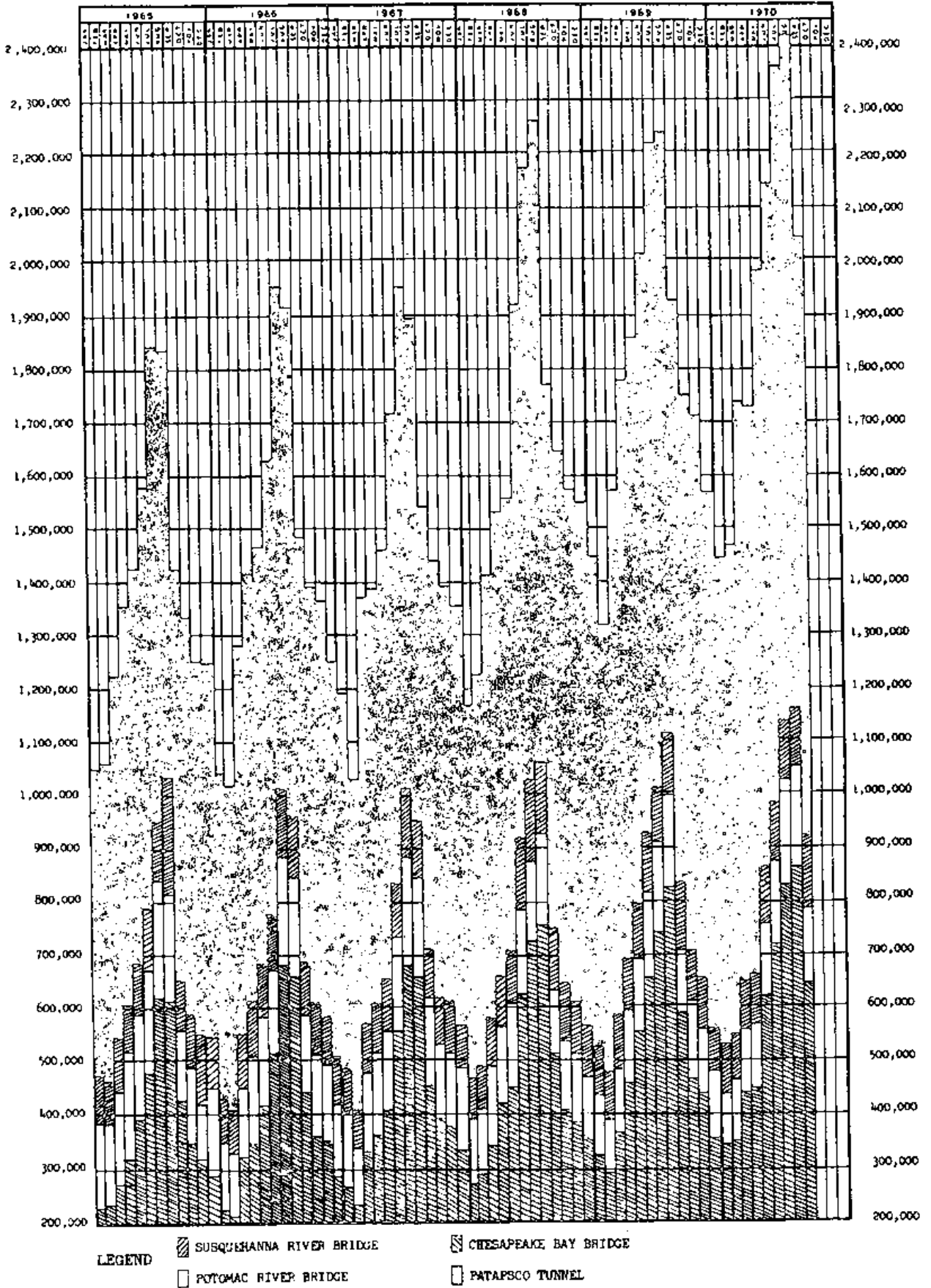


CHART OF INCOME
SUSQUEHANNA RIVER BRIDGE, POTOMAC RIVER BRIDGE, CHESAPEAKE BAY BRIDGE, AND PATAPSCO TUNNEL

EXHIBIT K
PAGE 2



STATE ROADS COMMISSION OF MARYLAND
AND
MARYLAND NATIONAL BANK, TRUSTEE

STATEMENT OF ANNUAL TOLL INCOME AND TRAFFIC VOLUME AND RESULTING PERCENTAGES
SUSQUEHANNA RIVER, POTOMAC RIVER (HARRY W. NICE MEMORIAL BRIDGE), AND
CHESAPEAKE BAY (WM. PRESTON LANE, JR. MEMORIAL BRIDGE) TOLL BRIDGES AND PATAPSCO TUNNEL

SUSQUEHANNA RIVER TOLL BRIDGE
(OPENED AUGUST 28, 1940)

| FISCAL YEAR ENDED SEPTEMBER 30 | TRAFFIC VOLUME | | | | |
|-----------------------------------|----------------|---|---------|----------------------------|---------|
| | VEHICULAR | PASSENGER CARS ANDLIGHT COMMERCIAL.. | |HEAVY COMMERCIAL..... | |
| | | VEHICLES | % RATIO | VEHICLES | % RATIO |
| 1940 | 344,141 | 287,657 | 83.59 | 56,484 | 16.41 |
| 1941 | 3,695,333 | 3,035,502 | 82.14 | 659,831 | 17.86 |
| 1942 | 3,215,016 | 2,523,885 | 78.50 | 691,131 | 21.50 |
| 1943 | 2,306,633 | 1,683,089 | 72.97 | 623,544 | 27.03 |
| 1944 | 2,295,034 | 1,717,714 | 74.84 | 577,320 | 25.16 |
| 1945 | 2,292,967 | 1,746,516 | 76.17 | 546,451 | 23.83 |
| 1946 | 3,524,859 | 2,903,628 | 82.38 | 621,231 | 17.62 |
| 1947 | 3,695,828 | 2,975,458 | 80.51 | 720,370 | 19.49 |
| 1948 | 4,037,167 | 3,203,708 | 79.36 | 833,459 | 20.64 |
| 1949 | 4,589,131 | 3,660,407 | 79.76 | 928,724 | 20.24 |
| 1950 | 5,493,089 | 4,295,453 | 78.20 | 1,197,636 | 21.80 |
| 1951 | 6,771,269 | 5,412,922 | 79.94 | 1,358,347 | 20.06 |
| 1952 | 8,024,307 | 6,609,570 | 82.37 | 1,414,737 | 17.63 |
| 1953 | 8,368,222 | 6,770,209 | 80.90 | 1,598,013 | 19.10 |
| 1954 | 8,409,349 | 6,778,060 | 80.60 | 1,631,289 | 19.40 |
| 1955 | 8,706,358 | 6,980,010 | 80.17 | 1,726,348 | 19.83 |
| 1956 | 8,894,603 | 7,128,314 | 80.14 | 1,766,289 | 19.86 |
| 1957 | 8,684,679 | 6,982,498 | 80.40 | 1,702,181 | 19.60 |
| 1958 | 8,583,570 | 6,922,601 | 80.65 | 1,660,969 | 19.35 |
| 1959 | 9,269,418 | 7,421,812 | 80.07 | 1,847,606 | 19.93 |
| 1960 | 9,415,824 | 7,540,125 | 80.08 | 1,875,699 | 19.92 |
| 1961 | 9,403,622 | 7,509,223 | 79.85 | 1,894,399 | 20.15 |
| 1962 | 9,932,283 | 7,925,023 | 79.79 | 2,007,260 | 20.21 |
| 1963 | 9,985,317 | 8,018,305 | 80.30 | 1,967,012 | 19.70 |
| 1964 | 6,414,517 | 4,929,979 | 76.86 | 1,484,538 | 23.14 |
| 1965 | 5,747,817 | 4,438,635 | 77.22 | 1,309,182 | 22.78 |
| 1966 | 5,907,729 | 4,587,020 | 77.64 | 1,320,709 | 22.36 |
| 1967 | 5,907,549 | 4,650,753 | 78.73 | 1,256,796 | 21.27 |
| 1968 | 5,942,129 | 4,778,399 | 80.42 | 1,163,730 | 19.58 |
| 1969 | 5,662,179 | 4,708,540 | 83.16 | 953,639 | 16.84 |
| 1970 | 5,755,732 | 4,924,901 | 85.57 | 830,831 | 14.43 |

EXHIBIT L
(CONTINUED) -1

STATE ROADS COMMISSION OF MARYLAND
AND

MARYLAND NATIONAL BANK, TRUSTEE

STATEMENT OF ANNUAL TOLL INCOME AND TRAFFIC VOLUME AND RESULTING PERCENTAGES

SUSQUEHANNA RIVER, POTOMAC RIVER (HARRY W. NICE MEMORIAL BRIDGE) AND

CHESAPEAKE BAY (WM. PRESTON LANE, JR. MEMORIAL BRIDGE) TOLL BRIDGES AND PATAPSCO TUNNEL (CONTINUED)

SUSQUEHANNA RIVER TOLL BRIDGE

(OPENED AUGUST 28, 1940)

| FISCAL YEAR ENDED SEPTEMBER 30 | TOLL INCOME | | | | |
|-----------------------------------|--|--------------|---------|--------------------------|---------|
| | PASSENGER CARS ANDLIGHT COMMERCIAL.... | | |HEAVY COMMERCIAL.... | |
| | VEHICULAR | VEHICLES | % RATIO | VEHICLES | % RATIO |
| 1940 | \$ 75,787.75 | \$ 56,214.05 | 74.17 | \$ 19,573.70 | 25.83 |
| 1941 | 739,127.24 | 512,526.74 | 69.34 | 226,600.50 | 30.66 |
| 1942 | 592,173.83 | 367,732.63 | 62.10 | 224,441.20 | 37.90 |
| 1943 | 409,287.07 | 206,645.77 | 50.49 | 202,641.30 | 49.51 |
| 1944 | 429,215.12 | 242,016.62 | 56.39 | 187,198.50 | 43.61 |
| 1945 | 430,803.83 | 252,012.32 | 58.50 | 178,791.51 | 41.50 |
| 1946 | 658,400.71 | 453,269.81 | 68.85 | 205,130.90 | 31.15 |
| 1947 | 713,650.62 | 476,516.67 | 66.77 | 237,133.95 | 33.23 |
| 1948 | 795,046.51 | 519,227.06 | 65.31 | 275,819.45 | 34.69 |
| 1949 | 910,754.00 | 599,435.35 | 65.82 | 311,318.65 | 34.18 |
| 1950 | 1,123,444.34 | 716,762.83 | 63.80 | 406,681.51 | 36.20 |
| 1951 | 1,356,555.63 | 896,389.68 | 66.08 | 460,165.95 | 33.92 |
| 1952 | 1,594,640.13 | 1,113,305.48 | 69.82 | 481,334.65 | 30.18 |
| 1953 | 1,679,033.61 | 1,133,909.61 | 67.53 | 545,124.00 | 32.47 |
| 1954 | 1,695,623.66 | 1,131,954.16 | 66.76 | 563,669.50 | 33.24 |
| 1955 | 1,718,186.98 | 1,125,633.03 | 65.51 | 592,553.95 | 34.49 |
| 1956 | 1,750,265.06 | 1,143,935.91 | 65.36 | 606,329.15 | 34.64 |
| 1957 | 1,699,847.14 | 1,110,929.74 | 65.35 | 588,917.40 | 34.65 |
| 1958 | 1,976,851.95 | 1,368,088.05 | 69.21 | 608,763.90 | 30.79 |
| 1959 | 2,158,336.35 | 1,476,718.80 | 68.42 | 681,617.55 | 31.58 |
| 1960 | 2,173,369.01 | 1,483,571.71 | 68.26 | 689,797.30 | 31.74 |
| 1961 | 2,170,140.82 | 1,474,782.57 | 67.96 | 695,358.25 | 32.04 |
| 1962 | 2,283,601.70 | 1,545,454.10 | 67.68 | 738,147.60 | 32.32 |
| 1963 | 2,269,419.73 | 1,540,372.63 | 67.88 | 729,047.10 | 32.12 |
| 1964 | 1,329,014.26 | 757,030.96 | 56.96 | 571,983.30 | 43.04 |
| 1965 | 1,131,562.35 | 601,285.75 | 53.14 | 530,276.60 | 46.86 |
| 1966 | 1,167,852.41 | 608,606.96 | 52.11 | 559,245.45 | 47.89 |
| 1967 | 1,138,127.07 | 590,307.72 | 51.87 | 547,819.35 | 48.13 |
| 1968 | 1,224,892.19 | 647,579.39 | 52.87 | 577,312.80 | 47.13 |
| 1969 | 1,227,891.79 | 701,348.69 | 57.12 | 526,543.10 | 42.88 |
| 1970 | 1,169,932.68 | 706,079.08 | 60.35 | 463,853.60 | 39.65 |

STATE ROADS COMMISSION OF MARYLAND

AND

MARYLAND NATIONAL BANK, TRUSTEE

STATEMENT OF ANNUAL TOLL INCOME AND TRAFFIC VOLUME AND RESULTING PERCENTAGES

SUSQUEHANNA RIVER, POTOMAC RIVER (HARRY W. NICE MEMORIAL BRIDGE) AND

CHESAPEAKE BAY (WM. PRESTON LANE, JR. MEMORIAL BRIDGE) TOLL BRIDGES AND PATAPSCO TUNNEL (CONTINUED)

POTOMAC RIVER TOLL BRIDGE (HARRY W. NICE MEMORIAL BRIDGE)

(OPENED DECEMBER 15, 1940)

....., TRAFFIC VOLUME

| FISCAL YEAR ENDED SEPTEMBER 30 | TOTAL VEHICULAR | PASSENGER CARS ANDLIGHT COMMERCIAL.... | | ..HEAVY COMMERCIAL.. | | PASSENGERS |
|-----------------------------------|--------------------|--|---------|----------------------|---------|------------|
| | | VEHICLES | % RATIO | VEHICLES | % RATIO | |
| 1941 | 116,143 | 99,693 | 85.84 | 16,450 | 14.16 | 13,685 |
| 1942 | 171,647 | 136,558 | 79.56 | 35,089 | 20.44 | 9,798 |
| 1943 | 182,573 | 137,236 | 75.17 | 45,337 | 24.83 | 11,802 |
| 1944 | 220,759 | 176,374 | 79.89 | 44,385 | 20.11 | 10,847 |
| 1945 | 256,783 | 206,992 | 80.61 | 49,791 | 19.39 | 12,881 |
| 1946 | 453,897 | 386,138 | 85.07 | 67,759 | 14.93 | 12,392 |
| 1947 | 581,365 | 478,929 | 82.38 | 102,436 | 17.62 | 12,732 |
| 1948 | 681,353 | 571,780 | 83.92 | 109,573 | 16.08 | 22,749 |
| 1949 | 836,134 | 732,427 | 87.60 | 103,707 | 12.40 | 36,436 |
| 1950 | 964,971 | 848,917 | 87.97 | 116,054 | 12.03 | 43,927 |
| 1951 | 1,262,756 | 1,124,844 | 89.08 | 137,912 | 10.92 | 59,716 |
| 1952 | 1,503,103 | 1,372,014 | 91.28 | 131,089 | 8.72 | 51,722 |
| 1953 | 1,822,765 | 1,674,992 | 91.89 | 147,773 | 8.11 | 16,303 |
| 1954 | 1,863,019 | 1,718,798 | 92.26 | 144,221 | 7.74 | - |
| 1955 | 1,867,221 | 1,711,791 | 91.68 | 155,430 | 8.32 | - |
| 1956 | 1,998,509 | 1,802,038 | 90.01 | 156,471 | 7.99 | - |
| 1957 | 2,084,971 | 1,921,874 | 92.18 | 163,097 | 7.82 | - |
| 1958 | 2,004,936 | 1,835,888 | 91.57 | 169,048 | 8.43 | - |
| 1959 | 2,175,593 | 1,968,287 | 90.47 | 207,306 | 9.53 | - |
| 1960 | 2,391,176 | 2,115,116 | 88.46 | 276,060 | 11.54 | - |
| 1961 | 2,660,225 | 2,283,969 | 85.86 | 376,256 | 14.14 | - |
| 1962 | 3,083,589 | 2,624,025 | 85.10 | 459,564 | 14.90 | - |
| 1963 | 3,185,418 | 2,680,009 | 84.13 | 505,409 | 15.87 | - |
| 1964 | 3,295,265 | 2,742,410 | 83.22 | 552,855 | 16.78 | - |
| 1965 | 2,217,865 | 1,855,370 | 83.66 | 362,495 | 16.34 | - |
| 1966 | 1,983,214 | 1,541,248 | 77.71 | 441,966 | 22.29 | - |
| 1967 | 1,880,891 | 1,427,949 | 75.92 | 452,942 | 24.08 | - |
| 1968 | 1,910,128 | 1,423,599 | 74.53 | 486,529 | 25.47 | - |
| 1969 | 1,917,454 | 1,442,105 | 75.21 | 475,349 | 24.79 | - |
| 1970 | 2,085,163 | 1,594,185 | 76.45 | 490,978 | 23.55 | - |

EXHIBIT L

(CONTINUED) -3

STATE ROADS COMMISSION OF MARYLAND
AND

MARYLAND NATIONAL BANK, TRUSTEE

STATEMENT OF ANNUAL TOLL INCOME AND TRAFFIC VOLUME AND RESULTING PERCENTAGES

SUSQUEHANNA RIVER, POTOMAC RIVER (HARRY W. NICE MEMORIAL BRIDGE) AND

CHESAPEAKE BAY (WM. PRESTON LANE, JR. MEMORIAL BRIDGE) TOLL BRIDGES AND PATAPSCO TUNNEL (CONTINUED)

POTOMAC RIVER TOLL BRIDGE (HARRY W. NICE MEMORIAL BRIDGE)

(OPENED DECEMBER 15, 1940)

| FISCAL YEAR ENDED SEPTEMBER 30 | TOLL INCOME | | | | | | |
|-----------------------------------|-----------------------------|--------------------|--------------------------------------|---------|--------------------------------------|---------|------------|
| | TOTAL | PASSENGER CARS AND | | | | | PASSENGERS |
| | VEHICULAR AND PASSENGERS | TOTAL VEHICULAR | ... LIGHT COMMERCIAL ... VEHICLES | % RATIO | ... HEAVY COMMERCIAL ... VEHICLES | % RATIO | |
| 1941 | \$ 120,057.15 | \$ 118,005.75 | \$ 97,677.80 | 82.77 | \$ 20,327.95 | 17.23 | \$2,051.40 |
| 1942 | 176,749.90 | 175,280.20 | 131,348.00 | 74.94 | 43,932.20 | 25.06 | 1,469.70 |
| 1943 | 191,442.20 | 189,671.90 | 133,172.40 | 70.21 | 56,499.50 | 29.79 | 1,770.30 |
| 1944 | 232,996.65 | 231,369.60 | 176,112.05 | 76.12 | 55,257.55 | 23.88 | 1,627.05 |
| 1945 | 271,871.05 | 269,938.90 | 206,530.70 | 76.51 | 63,408.20 | 23.49 | 1,932.15 |
| 1946 | 469,092.05 | 467,233.10 | 377,627.95 | 80.82 | 89,605.15 | 19.18 | 1,868.95 |
| 1947 | 606,398.50 | 604,488.70 | 463,181.90 | 76.62 | 141,306.80 | 23.38 | 1,909.80 |
| 1948 | 701,678.70 | 698,266.35 | 550,555.85 | 78.85 | 147,710.50 | 21.15 | 3,412.35 |
| 1949 | 849,768.85 | 844,288.45 | 707,594.35 | 83.81 | 136,694.10 | 16.19 | 5,480.40 |
| 1950 | 988,453.00 | 981,863.95 | 821,573.55 | 83.67 | 160,290.40 | 16.33 | 6,589.05 |
| 1951 | 1,313,456.85 | 1,304,499.45 | 1,104,090.60 | 84.64 | 200,408.85 | 15.36 | 8,957.40 |
| 1952 | 1,549,853.95 | 1,542,095.65 | 1,348,450.05 | 87.44 | 193,645.60 | 12.56 | 7,758.30 |
| 1953 | 1,871,385.10 | 1,868,939.65 | 1,647,683.75 | 88.16 | 221,255.90 | 11.84 | 2,445.45 |
| 1954 | 1,919,981.80 | 1,919,981.80 | 1,697,444.10 | 88.41 | 222,537.70 | 11.59 | - |
| 1955 | 1,934,390.10 | 1,934,390.10 | 1,688,209.70 | 87.27 | 246,180.40 | 12.73 | - |
| 1956 | 2,072,939.95 | 2,072,939.95 | 1,803,341.40 | 86.99 | 269,598.55 | 13.01 | - |
| 1957 | 2,234,931.40 | 2,234,931.40 | 1,923,937.80 | 86.08 | 310,993.60 | 13.92 | - |
| 1958 | 2,171,323.50 | 2,171,323.50 | 1,837,246.20 | 84.61 | 334,077.30 | 15.39 | - |
| 1959 | 2,380,336.10 | 2,380,336.10 | 1,965,214.80 | 82.56 | 415,121.30 | 17.44 | - |
| 1960 | 2,679,501.10 | 2,679,501.10 | 2,109,831.00 | 78.74 | 569,670.10 | 21.26 | - |
| 1961 | 3,072,494.50 | 3,072,494.50 | 2,276,907.40 | 74.11 | 795,587.10 | 25.89 | - |
| 1962 | 3,600,785.85 | 3,600,785.85 | 2,617,028.25 | 72.68 | 983,757.60 | 27.32 | - |
| 1963 | 3,772,018.25 | 3,772,018.25 | 2,663,783.05 | 70.62 | 1,108,235.20 | 29.38 | - |
| 1964 | 3,964,526.95 | 3,964,526.95 | 2,719,226.85 | 68.59 | 1,245,300.10 | 31.41 | - |
| 1965 | 2,424,038.00 | 2,424,038.00 | 1,684,290.75 | 69.48 | 739,747.25 | 30.52 | - |
| 1966 | 1,855,146.85 | 1,855,146.85 | 1,102,921.25 | 59.45 | 752,225.60 | 40.55 | - |
| 1967 | 1,799,785.55 | 1,799,785.55 | 1,009,263.15 | 56.08 | 790,522.40 | 43.92 | - |
| 1968 | 1,767,380.95 | 1,767,380.95 | 931,427.80 | 52.70 | 835,953.15 | 47.30 | - |
| 1969 | 1,577,289.00 | 1,577,289.00 | 810,700.40 | 51.40 | 766,588.60 | 48.60 | - |
| 1970 | 1,688,131.30 | 1,688,131.30 | 886,318.90 | 52.50 | 801,812.40 | 47.50 | - |

STATE ROADS COMMISSION OF MARYLAND

AND

MARYLAND NATIONAL BANK, TRUSTEE

STATEMENT OF ANNUAL TOLL INCOME AND TRAFFIC VOLUME AND RESULTING PERCENTAGES

SUSQUEHANNA RIVER, POTOMAC RIVER (HARRY W. NICE MEMORIAL BRIDGE) AND

CHESAPEAKE BAY (WM. PRESTON LANE, JR. MEMORIAL BRIDGE) TOLL BRIDGES AND PATAPSCO TUNNEL (CONTINUED)

CHESAPEAKE BAY TOLL BRIDGE (WM. PRESTON LANE, JR. MEMORIAL BRIDGE)

(OPENED JULY 30, 1952)

| FISCAL YEAR ENDED SEPTEMBER 30 | TRAFFIC VOLUME | | | | | |
|-----------------------------------|--------------------|--|---------|---------------------|---------|------------|
| | TOTAL VEHICULAR | PASSENGER CARS AND ..LIGHT COMMERCIAL.... | | ..HEAVY COMMERCIAL. | | PASSENGERS |
| | | VEHICLES | % RATIO | VEHICLES | % RATIO | |
| 1952 | 433,851 | 403,775 | 93.07 | 30,076 | 6.93 | 1,048,957 |
| 1953 | 1,919,077 | 1,748,058 | 91.09 | 171,019 | 8.91 | 2,762,995 |
| 1954 | 2,031,818 | 1,843,726 | 90.74 | 188,092 | 9.26 | 2,763,950 |
| 1955 | 2,185,181 | 1,985,693 | 90.87 | 199,488 | 9.13 | 2,971,141 |
| 1956 | 2,448,557 | 2,231,489 | 91.13 | 217,068 | 8.87 | 3,319,386 |
| 1957 | 2,836,256 | 2,597,106 | 91.57 | 239,150 | 8.43 | 3,886,395 |
| 1958 | 2,528,404 | 2,286,383 | 90.43 | 242,021 | 9.57 | 8,270* |
| 1959 | 2,671,528 | 2,414,504 | 90.38 | 257,024 | 9.62 | - * |
| 1960 | 2,966,072 | 2,693,489 | 90.81 | 272,583 | 9.19 | - * |
| 1961 | 3,223,195 | 2,917,557 | 90.52 | 305,638 | 9.48 | - * |
| 1962 | 3,773,128 | 3,430,295 | 90.91 | 342,833 | 9.09 | - * |
| 1963 | 4,127,952 | 3,675,826 | 89.05 | 452,126 | 10.95 | - * |
| 1964 | 3,905,158 | 3,488,324 | 89.33 | 416,834 | 10.67 | - * |
| 1965 | 3,996,710 | 3,584,227 | 89.68 | 412,483 | 10.32 | - * |
| 1966 | 4,294,636 | 3,845,881 | 89.55 | 448,755 | 10.45 | - * |
| 1967 | 4,471,260 | 4,005,140 | 89.58 | 466,120 | 10.42 | - * |
| 1968 | 4,883,221 | 4,390,158 | 89.90 | 493,063 | 10.10 | - * |
| 1969 | 5,303,708 | 4,781,498 | 90.15 | 522,210 | 9.85 | - * |
| 1970 | 5,809,882 | 5,240,612 | 90.20 | 569,270 | 9.80 | - * |

| FISCAL YEAR ENDED SEPTEMBER 30 | TOLL INCOME | | | | | | |
|-----------------------------------|--------------------------------------|--------------------|--|---------|---------------------|---------|---------------|
| | TOTAL VEHICULAR AND PASSENGERS | TOTAL VEHICULAR | PASSENGER CARS AND ..LIGHT COMMERCIAL ... | | ..HEAVY COMMERCIAL. | | PASSENGERS |
| | | | VEHICLES | % RATIO | VEHICLES | % RATIO | |
| 1952 | \$ 911,628.75 | \$ 849,806.95 | \$ 554,168.70 | 85.28 | \$ 95,638.25 | 14.72 | \$ 261,821.80 |
| 1953 | 3,634,110.55 | 2,946,096.30 | 2,394,857.30 | 81.29 | 551,239.00 | 18.71 | 688,014.25 |
| 1954 | 3,820,732.10 | 3,132,661.50 | 2,517,998.25 | 80.38 | 614,663.25 | 19.62 | 688,070.60 |
| 1955 | 4,030,049.70 | 3,296,157.65 | 2,632,672.40 | 79.87 | 663,485.25 | 20.13 | 733,892.05 |
| 1956 | 4,490,960.40 | 3,672,618.90 | 2,946,929.90 | 80.24 | 725,689.00 | 19.76 | 818,341.50 |
| 1957 | 5,204,438.85 | 4,246,665.30 | 3,429,817.80 | 80.76 | 816,847.50 | 19.24 | 957,773.55 |
| 1958 | 4,049,204.90 | 3,931,014.00 | 3,092,456.25 | 78.67 | 838,557.75 | 21.33 | 118,190.90 |
| 1959 | 4,219,393.75 | 4,150,049.85 | 3,245,283.10 | 78.20 | 904,766.75 | 21.80 | 69,343.90 |
| 1960 | 4,675,985.50 | 4,602,788.65 | 3,627,264.90 | 78.81 | 975,523.75 | 21.19 | 73,196.85 |
| 1961 | 4,614,471.35 | 4,546,450.55 | 3,441,543.55 | 75.70 | 1,104,907.00 | 24.30 | 68,020.80 |
| 1962 | 4,429,365.80 | 4,388,726.35 | 3,255,461.60 | 74.18 | 1,133,264.75 | 25.82 | 40,639.45 |
| 1963 | 4,651,078.20 | 4,651,078.20 | 3,473,661.95 | 74.69 | 1,177,416.25 | 25.31 | - |
| 1964 | 4,370,288.85 | 4,370,288.85 | 3,267,040.85 | 74.76 | 1,103,248.00 | 25.24 | - |
| 1965 | 4,435,604.30 | 4,435,604.30 | 3,328,939.05 | 75.05 | 1,106,665.25 | 24.95 | - |
| 1966 | 4,763,378.35 | 4,763,378.35 | 3,574,568.10 | 75.04 | 1,188,810.25 | 24.96 | - |
| 1967 | 4,983,651.75 | 4,983,651.75 | 3,718,391.25 | 74.61 | 1,265,260.50 | 25.39 | - |
| 1968 | 5,464,448.60 | 5,464,448.60 | 4,080,382.35 | 74.67 | 1,384,066.25 | 25.33 | - |
| 1969 | 5,935,116.45 | 5,935,116.45 | 4,434,608.45 | 74.72 | 1,500,508.00 | 25.28 | - |
| 1970 | 6,503,100.40 | 6,503,100.40 | 4,846,589.90 | 74.53 | 1,656,510.50 | 25.47 | - |

*FIGURE INDETERMINATE FOLLOWING RATE CHANGE EFFECTIVE NOVEMBER 1, 1957.

STATE ROADS COMMISSION OF MARYLAND
AND
MARYLAND NATIONAL BANK, TRUSTEE
STATEMENT OF ANNUAL TOLL INCOME AND TRAFFIC VOLUME AND RESULTING PERCENTAGES
SUSQUEHANNA RIVER, POTOMAC RIVER (HARRY W. NICE MEMORIAL BRIDGE) AND
CHESAPEAKE BAY (WM. PRESTON LANE, JR. MEMORIAL BRIDGE) TOLL BRIDGES AND PATAPSCO TUNNEL (CONTINUED)

PATAPSCO TUNNEL

(OPENED NOVEMBER 30, 1957)

| FISCAL YEAR ENDED SEPTEMBER 30 | TRAFFIC VOLUME | | | | |
|-----------------------------------|--------------------|---|---------|---------------------------|---------|
| | TOTAL VEHICULAR | PASSENGER CARS AND LIGHT COMMERCIAL | | .. HEAVY COMMERCIAL | |
| | | VEHICLES | % RATIO | VEHICLES | % RATIO |
| 1958 | 7,955,600 | 6,924,932 | 87.04 | 1,030,668 | 12.96 |
| 1959 | 11,583,085 | 9,914,433 | 85.59 | 1,668,652 | 14.41 |
| 1960 | 12,806,390 | 10,942,693 | 85.45 | 1,863,697 | 14.55 |
| 1961 | 13,210,160 | 11,227,529 | 84.99 | 1,982,631 | 15.01 |
| 1962 | 14,373,003 | 12,136,029 | 84.44 | 2,236,974 | 15.56 |
| 1963 | 14,508,445 | 12,330,522 | 84.99 | 2,177,923 | 15.01 |
| 1964 | 16,269,348 | 13,939,818 | 85.68 | 2,329,530 | 14.32 |
| 1965 | 17,582,362 | 15,026,204 | 85.46 | 2,556,158 | 14.54 |
| 1966 | 18,748,449 | 16,031,811 | 85.51 | 2,716,638 | 14.49 |
| 1967 | 19,587,109 | 16,807,840 | 85.81 | 2,779,269 | 14.19 |
| 1968 | 20,411,915 | 17,530,267 | 85.88 | 2,881,648 | 14.12 |
| 1969 | 20,821,274 | 17,856,512 | 85.76 | 2,964,762 | 14.24 |
| 1970 | 21,795,400 | 18,735,186 | 85.96 | 3,060,214 | 14.04 |

| FISCAL YEAR ENDED SEPTEMBER 30 | TOLL INCOME | | | | |
|-----------------------------------|--------------------|---|---------|---------------------------|---------|
| | TOTAL VEHICULAR | PASSENGER CARS AND LIGHT COMMERCIAL | | .. HEAVY COMMERCIAL | |
| | | VEHICLES | % RATIO | VEHICLES | % RATIO |
| 1958 | \$ 3,405,091.90 | \$2,613,165.25 | 76.74 | \$ 791,926.65 | 23.26 |
| 1959 | 5,037,020.40 | 3,755,317.95 | 74.55 | 1,281,702.45 | 25.45 |
| 1960 | 5,555,263.95 | 4,121,013.20 | 74.18 | 1,434,250.75 | 25.82 |
| 1961 | 6,156,836.55 | 4,628,651.20 | 75.18 | 1,528,185.35 | 24.82 |
| 1962 | 7,175,232.10 | 5,450,718.00 | 75.97 | 1,724,514.10 | 24.03 |
| 1963 | 7,111,307.55 | 5,428,707.50 | 76.34 | 1,682,600.05 | 23.66 |
| 1964 | 7,977,713.90 | 6,153,775.25 | 77.14 | 1,823,938.65 | 22.86 |
| 1965 | 8,646,672.80 | 6,621,621.25 | 76.58 | 2,025,051.55 | 23.42 |
| 1966 | 9,217,855.30 | 7,051,353.00 | 76.50 | 2,166,502.30 | 23.50 |
| 1967 | 9,627,738.10 | 7,389,462.75 | 76.75 | 2,238,275.35 | 23.25 |
| 1968 | 10,742,656.75 | 8,135,331.20 | 75.73 | 2,607,325.55 | 24.27 |
| 1969 | 12,403,508.43 | 9,069,168.45 | 73.12 | 3,334,339.98 | 26.88 |
| 1970 | 12,944,683.99 | 9,491,564.40 | 73.32 | 3,453,119.59 | 26.68 |

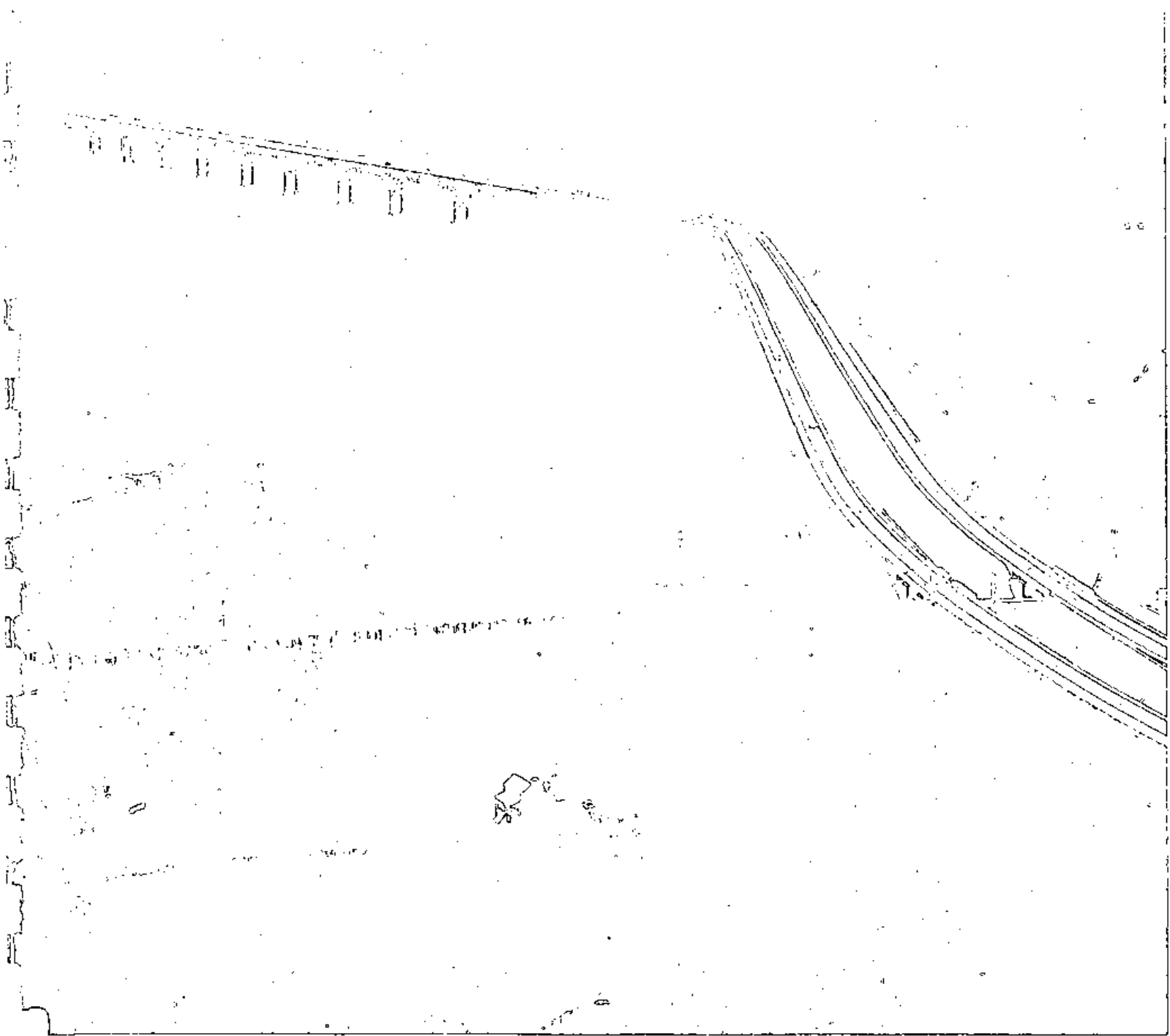
M. M. Marston

State Roads Commission of Maryland

*JOHN F. KENNEDY MEMORIAL HIGHWAY
(Northeastern Expressway Revenue Bonds)*

Financial
Report

DECEMBER 1970





STATE OF MARYLAND
STATE ROADS COMMISSION
 300 WEST PRESTON STREET
 BALTIMORE, MD. 21201

(MAILING ADDRESS: P. O. BOX 717, BALTIMORE, MD. 21201.)

JANUARY 21, 1971

MARYLAND NATIONAL BANK, TRUSTEE
 BALTIMORE, MARYLAND

GENTLEMEN:

THIS REPORT IS SUBMITTED IN CONFORMITY WITH THE PROVISIONS OF SECTION 712 OF ARTICLE VII OF THE TRUST AGREEMENT, DATED AS OF JANUARY 1, 1962, BY AND BETWEEN THE STATE ROADS COMMISSION OF MARYLAND AND THE MARYLAND NATIONAL BANK, AS TRUSTEE.

THE EXHIBITS CONTAINED IN THE REPORT ARE:

| | |
|---|-------------|
| STATEMENT OF INCOME AND EXPENSES (REVENUE FUND TRANSACTIONS ONLY) OF THE STATE OF MARYLAND JOHN F. KENNEDY MEMORIAL HIGHWAY FOR THE MONTH OF DECEMBER 1970, AND FOR THE YEAR ENDED DECEMBER 31, 1970 | EXHIBIT A-1 |
| STATEMENT OF INCOME AND EXPENSES (RESERVE MAINTENANCE FUND TRANSACTIONS ONLY) OF THE STATE OF MARYLAND JOHN F. KENNEDY MEMORIAL HIGHWAY FOR THE MONTH OF DECEMBER 1970 AND FOR THE YEAR ENDED DECEMBER 31, 1970 | EXHIBIT A-2 |
| STATEMENT OF TRAFFIC VOLUME AND TOLL INCOME OF THE STATE OF MARYLAND JOHN F. KENNEDY MEMORIAL HIGHWAY FOR THE MONTHS OF DECEMBER 1970 AND 1969 AND FOR THE YEARS ENDED DECEMBER 31, 1970 AND 1969 | EXHIBIT B |
| TRAFFIC VOLUME OF THE STATE OF MARYLAND JOHN F. KENNEDY MEMORIAL HIGHWAY RAMPS, FOR THE MONTHS OF DECEMBER 1970 AND 1969 AND FOR THE YEARS ENDED DECEMBER 31, 1970 AND 1969 | SCHEDULE 1 |
| TOLL INCOME OF THE STATE OF MARYLAND JOHN F. KENNEDY MEMORIAL HIGHWAY RAMPS, FOR THE MONTHS OF DECEMBER 1970 AND 1969 AND FOR THE YEARS ENDED DECEMBER 31, 1970 AND 1969 | SCHEDULE 2 |
| STATEMENT SHOWING DEPOSITS AND WITHDRAWALS, STATE OF MARYLAND JOHN F. KENNEDY MEMORIAL HIGHWAY FUNDS CREATED UNDER ARTICLE V OF TRUST AGREEMENT, FOR THE MONTH OF DECEMBER 1970 | EXHIBIT C |
| STATEMENT SHOWING DEPOSITS AND WITHDRAWALS, STATE OF MARYLAND JOHN F. KENNEDY MEMORIAL HIGHWAY CONSTRUCTION FUND FOR THE MONTH OF DECEMBER 1970 AND FOR THE PERIOD FROM MARCH 22, 1962 THROUGH DECEMBER 31, 1970 | EXHIBIT D |
| STATEMENT SHOWING STATE OF MARYLAND NORTHEASTERN EXPRESSWAY REVENUE BONDS, ISSUED, PAID, PURCHASED OR REDEEMED AT DECEMBER 31, 1970. (NAME OF NORTHEASTERN EXPRESSWAY CHANGED TO JOHN F. KENNEDY MEMORIAL HIGHWAY, APRIL 7, 1964) | EXHIBIT E |
| STATE OF MARYLAND JOHN F. KENNEDY MEMORIAL HIGHWAY BALANCE SHEET, DECEMBER 31, 1970. | EXHIBIT F |
| SCHEDULE OF CAPITAL PROPERTIES - CONSTRUCTION COSTS AS OF DECEMBER 31, 1970 | SCHEDULE 1 |
| SCHEDULE OF CAPITAL PROPERTIES - IMPROVEMENT COSTS AS OF DECEMBER 31, 1970 | SCHEDULE 2 |
| SCHEDULE OF RESERVES (CREATED UNDER ARTICLE V OF TRUST AGREEMENT) FOR THE MONTH OF DECEMBER 1970 AND FOR THE YEAR ENDED DECEMBER 31, 1970 | SCHEDULE 3 |
| SUMMARY OF STATE OF MARYLAND JOHN F. KENNEDY MEMORIAL HIGHWAY TRAFFIC VOLUME AND INCOME (REVENUE FUND TRANSACTIONS ONLY) THROUGH DECEMBER 31, 1970 | EXHIBIT G |

THE FOLLOWING COMMENTS ARE ALSO SUBMITTED:

INCOME AND EXPENSES

A SUMMARY OF INCOME AND EXPENSES REFLECTED IN THE REVENUE FUND AND THE RESERVE MAINTENANCE FUND FOR THE MONTHS OF DECEMBER 1970 AND 1969, AND FOR THE YEARS ENDED DECEMBER 31, 1970 AND 1969, AND COMPARISONS IS AS FOLLOWS:

| | REVENUE | | RESERVE MAINTENANCE | | TOTAL |
|------------------------------------|------------------|--|---------------------|--|------------------|
| | FUND | | FUND | | |
| <u>INCOME</u> | | | | | |
| MONTH OF DECEMBER 1970 | \$ 991,937.55 | | \$ 350.84 | | \$ 992,288.39 |
| MONTH OF DECEMBER 1969 | 931,900.34 | | 421.73 | | 932,322.07 |
| INCREASE | \$ 60,037.21 | | \$ 70.89* | | \$ 59,966.32 |
| YEAR ENDED DECEMBER 31, 1970 | \$ 13,043,105.17 | | \$ 13,707.41 | | \$ 13,056,812.58 |
| YEAR ENDED DECEMBER 31, 1969 | 12,061,682.71 | | 33,362.74 | | 12,095,045.45 |
| INCREASE | \$ 981,422.46 | | \$ 19,655.33* | | \$ 961,767.13 |
| <u>EXPENSES</u> | | | | | |
| MONTH OF DECEMBER 1970 | \$ 178,532.64 | | \$ 6,523.33 | | \$ 185,055.97 |
| MONTH OF DECEMBER 1969 | 130,863.40 | | 93,593.09 | | 224,456.49 |
| INCREASE | \$ 47,669.24 | | \$ 87,069.76* | | \$ 39,400.52* |
| YEAR ENDED DECEMBER 31, 1970 | \$ 2,105,606.12 | | \$ 175,096.99 | | \$ 2,280,703.11 |
| YEAR ENDED DECEMBER 31, 1969 | 1,754,875.64 | | 255,739.82 | | 2,010,615.46 |
| INCREASE | \$ 350,730.48 | | \$ 80,642.83* | | \$ 270,087.65 |
| <u>NET INCOME</u> | | | | | |
| MONTH OF DECEMBER 1970 | \$ 813,404.91 | | \$ 6,172.49* | | \$ 807,232.42 |
| MONTH OF DECEMBER 1969 | 801,036.94 | | 93,171.36* | | 707,865.58 |
| INCREASE | \$ 12,367.97 | | \$ 86,998.87 | | \$ 99,366.84 |
| YEAR ENDED DECEMBER 31, 1970 | \$ 10,937,499.05 | | \$ 161,389.58* | | \$ 10,776,109.47 |
| YEAR ENDED DECEMBER 31, 1969 | 10,306,807.07 | | 222,377.08* | | 10,084,429.99 |
| INCREASE | \$ 630,691.98 | | \$ 60,987.50 | | \$ 691,679.48 |

*INDICATES RED FIGURE.

INCOME FROM INVESTMENTS IS NOT INCLUDED IN THE ABOVE SUMMARY. FUND TRANSFERS TO SINKING FUND, RESERVE MAINTENANCE FUND, AND IMPROVEMENT FUND REQUIRED UNDER TRUST AGREEMENT ARE NOT REFLECTED IN NET INCOME.

REVENUE FUND

ALL TOLLS AND OTHER REVENUE DERIVED THROUGH THE OPERATION OF THE HIGHWAY ARE DEPOSITED IN THIS FUND, WHICH IS CHARGED WITH CURRENT EXPENSES INCURRED IN THE MAINTENANCE, REPAIRS AND OPERATION OF THE TOLL ROAD.

AT DECEMBER 31, 1970, CASH ON DEPOSIT OF \$487,000.00 IN THE REVENUE FUND PROVIDED FUNDS EQUAL TO 20% OF THE BUDGET FOR CURRENT EXPENSES FOR THE YEAR ENDING DECEMBER 31, 1971.

UNDER THE PROVISIONS OF ARTICLE V OF TRUST AGREEMENT DATED AS OF JANUARY 1, 1962, THE TRUSTEE IS REQUIRED ON OR BEFORE THE 15TH DAY OF EACH MONTH TO EFFECT CERTAIN TRANSFERS FROM THE REVENUE FUND TO OTHER DESIGNATED FUNDS. THE TRUSTEE REPORTED THAT ON JANUARY 12, 1971, TRANSFER WAS MADE TO THE SINKING FUND-BOND INTEREST ACCOUNT IN THE AMOUNT OF \$831,706.01. THIS TRANSFER WAS RECORDED BY THE COMMISSION AS OF DECEMBER 31, 1970 AND IS SO REPORTED IN THE ACCOMPANYING EXHIBITS.

INTEREST AND SINKING FUND

BOND INTEREST ACCOUNT

CASH TRANSFER IS MADE TO THIS ACCOUNT FROM THE REVENUE FUND AFTER PROVIDING RESERVE EQUAL TO 20% OF THE ANNUAL BUDGET OF CURRENT EXPENSES. AT DECEMBER 31, 1970, THERE WAS A CASH BALANCE OF \$868,716.90 IN THIS ACCOUNT. THE CURRENT MAXIMUM INTEREST REQUIREMENT IS \$1,076,163.95 FOR INTEREST PAYABLE ON JULY 1, 1971.

RESERVE ACCOUNT

AT DECEMBER 31, 1970, THERE WAS A BALANCE OF \$4,304,273.37 IN THIS ACCOUNT COMPRISING CASH OF \$5,820.22 AND INVESTMENTS IN UNITED STATES OBLIGATIONS OF \$4,298,453.15. THE CURRENT MAXIMUM REQUIREMENT IN THE RESERVE ACCOUNT IS \$4,303,612.50, THE EQUIVALENT OF TWO YEARS INTEREST ON ALL BONDS OUTSTANDING.

REDEMPTION ACCOUNT

CREDIT TO THIS ACCOUNT IN AN AMOUNT EQUAL TO THE AMORTIZATION REQUIREMENT FOR THE CURRENT FISCAL YEAR OCCURS AFTER PROVISION HAS BEEN MADE FOR THE REQUIREMENTS OF THE REVENUE FUND, BOND INTEREST ACCOUNT, RESERVE MAINTENANCE FUND, AND THE RESERVE ACCOUNT. ANY BALANCE REMAINING OF REVENUES IS DEPOSITED TO THE CREDIT OF THE IMPROVEMENT FUND. AT DECEMBER 31, 1970, THERE WAS A CASH BALANCE OF \$11,733.25 IN THIS ACCOUNT. IN 1971 TRANSFER FROM THE REVENUE FUND TO THIS ACCOUNT IS SCHEDULED FOR A TOTAL OF \$887,860.00 TO PROVIDE AMORTIZATION REQUIREMENT OF \$862,000.00 PLUS PREMIUM OF \$25,860.00.

RESERVE MAINTENANCE FUND

AFTER MAKING PROVISION IN THE REVENUE FUND AND IN THE BOND INTEREST ACCOUNT OF THE SINKING FUND, ANY BALANCE REMAINING OF REVENUES SHALL BE DEPOSITED TO THE CREDIT OF THE RESERVE MAINTENANCE FUND AS MAY BE REQUIRED TO MAKE THE AMOUNT DEPOSITED IN THE CURRENT YEAR TO THE CREDIT OF THE RESERVE MAINTENANCE FUND EQUAL TO THE AMOUNT RECOMMENDED BY THE CONSULTING ENGINEERS AS PROVIDED BY ARTICLE V OF TRUST AGREEMENT. THE CONSULTING ENGINEERS HAVE RECOMMENDED A TOTAL OF \$400,000.00 FOR THE 1971 YEAR. MONEYS IN THE RESERVE MAINTENANCE FUND ARE USED FOR PAYING THE COSTS OF RESURFACING, UNUSUAL OR EXTRAORDINARY MAINTENANCE OR REPAIRS, MAINTENANCE OR REPAIRS NOT RECURRING ANNUALLY, RENEWALS AND REPLACEMENTS, THE COST OF REPLACING EQUIPMENT, REPAIRS OR REPLACEMENTS RESULTING FROM AN EMERGENCY CAUSED BY SOME EXTRAORDINARY OCCURRENCE, AND CERTAIN ENGINEERING EXPENSES AND INSURANCE PREMIUMS.

A SUMMARY OF THE TRANSACTIONS IN THE FUND THROUGH DECEMBER 31, 1970, FOLLOWS:

| | YEAR ENDED DECEMBER 31, 1970 | MARCH 31, 1965 THROUGH DECEMBER 31, 1970 |
|---|------------------------------------|--|
| BALANCE AT BEGINNING OF PERIOD INCLUDING CASH AND INVESTMENTS | \$ 879,974.20 | - |
| RECEIPTS: | | |
| TRANSFER FROM REVENUE FUND | \$ 400,000.00 | \$ 1,700,000.00 |
| INCOME FROM INVESTMENTS | 96,599.82 | 167,269.90 |
| PROCEEDS FROM SALE OF EQUIPMENT | 1,252.00 | 25,502.00 |
| PROCEEDS FROM INSURANCE | 275.16 | 435.74 |
| PROPERTY DAMAGE RECOVERY | 12,180.25 | 94,207.53 |
| RETURN PREMIUM - MONEY AND SECURITIES POLICY | - | 610.00 |
| TOTAL RECEIPTS | \$ 510,307.23 | \$ 1,988,025.17 |
| DISBURSEMENTS: | | |
| INSURANCE | \$ 52,833.31 | \$ 277,602.26 |
| EXTRAORDINARY MAINTENANCE, REPAIRS, RENEWALS AND REPLACEMENTS..... | 122,263.68 | 493,886.77 |
| ENGINEERING | - | 1,351.70 |
| TOTAL DISBURSEMENTS | \$ 175,096.99 | \$ 772,840.73 |
| BALANCE AT END OF PERIOD INCLUDING CASH AND INVESTMENTS | \$ 1,215,184.44 | \$ 1,215,184.44 |

IMPROVEMENT FUND

THIS FUND IS CREDITED WITH ANY BALANCE IN THE REVENUE FUND AFTER PROVISION IS MADE FOR REQUIREMENTS OF THE REVENUE FUND, THE BOND INTEREST ACCOUNT, THE RESERVE MAINTENANCE FUND, THE RESERVE ACCOUNT, AND THE REDEMPTION ACCOUNT. AT DECEMBER 31, 1970, THERE WAS A BALANCE OF \$15,643,606.39 IN THIS ACCOUNT, COMPRISING CASH OF \$93,248.40 AND INVESTMENTS IN UNITED STATES OBLIGATIONS OF \$15,550,357.99.

CONSTRUCTION FUND

THE ACCOMPANYING EXHIBIT D SHOWS THE TRANSACTIONS IN THE CONSTRUCTION FUND ON THE BASIS OF DEPOSITS AND WITHDRAWALS, WHICH IS EQUIVALENT OF CASH RECEIPTS AND DISBURSEMENTS. THE FOLLOWING TABULATION SUMMARIZES THE TRANSACTIONS IN THIS FUND.

| | MONTH OF DECEMBER 1970 | MARCH 22, 1962 THROUGH DECEMBER 31, 1970 |
|--|------------------------------|--|
| BALANCE AT BEGINNING OF PERIOD INCLUDING CASH AND INVESTMENTS..... | \$ 1,004,980.64 | - |
| REVENUES: | | |
| NET PROCEEDS FROM SALE OF BONDS DATED JANUARY 1, 1962 | - | \$ 72,836,812.50 |
| NET INCOME FROM UNITED STATES OBLIGATIONS, AFTER DEDUCTING | | |
| PREMIUM WRITTEN OFF AND OTHER NET ADJUSTMENTS | - | 3,063,913.88 |
| MISCELLANEOUS REVENUE | - | 47,533.24 |
| TOTAL REVENUES | - | \$ 75,948,259.62 |

| | MONTH OF <u>DECEMBER 1970</u> | MARCH 22, 1962 THROUGH <u>DECEMBER 31, 1970</u> |
|--|-------------------------------------|---|
| EXPENDITURES: | | |
| CONSTRUCTION COSTS - NET | - | \$ 65,785,778.98 |
| TRANSFER TO SEPARATE INTEREST ACCOUNT TO PROVIDE FOR BOND INTEREST TO JANUARY 1, 1965 | - | 9,157,500.00 |
| TOTAL EXPENDITURES..... | - | <u>\$ 74,943,278.98</u> |
| BALANCE AT END OF PERIOD INCLUDING CASH AND INVESTMENTS | <u>\$ 1,004,980.64</u> | <u>\$ 1,004,980.64</u> |

TOLL RATES

THE TOLL RATE SCHEDULES OF THE JOHN F. KENNEDY MEMORIAL HIGHWAY WERE NOT REVISED DURING THE YEAR ENDED DECEMBER 31, 1970.

SALE OF PROPERTY

SECTION 712 OF ARTICLE VII OF THE TRUST AGREEMENT REQUIRES THE SUBMISSION OF A STATEMENT SHOWING ALL SALES OF PROPERTY UNDER THE PROVISIONS OF SECTION 714 OF SAID ARTICLE. DURING THE YEAR ENDED DECEMBER 31, 1970, \$654.75 PROCEEDS FROM THE SALE OF SCRAP MATERIAL AND \$603.50 PROCEEDS FROM SALE OF DAMAGED STATE POLICE CAR WERE DEPOSITED TO THE CREDIT OF THE REVENUE FUND; \$1,252.00 PROCEEDS FROM SALE OF EQUIPMENT WERE DEPOSITED TO CREDIT OF THE RESERVE MAINTENANCE FUND; AND \$2,850.16 PROCEEDS FROM SALE OF EXCESS PROPERTY WERE DEPOSITED TO THE CREDIT OF THE CONSTRUCTION FUND.

PROCEEDS OF INSURANCE

SECTION 712 OF ARTICLE VII OF THE TRUST AGREEMENT REQUIRES THE SUBMISSION OF A STATEMENT SHOWING ALL PROCEEDS OF ANY INSURANCE RECEIVED UNDER THE PROVISIONS OF SECTION 707 AND 708 OF SAID ARTICLE. DURING THE YEAR ENDED DECEMBER 31, 1970, PROCEEDS FROM INSURANCE TOTALED \$523.88. \$275.16 WAS DEPOSITED TO THE CREDIT OF THE RESERVE MAINTENANCE FUND, AND \$248.72 WAS DEPOSITED TO THE CREDIT OF THE REVENUE FUND.

GENERAL BASIS OF ACCOUNTING

THE TOLL INCOME ACCOUNTS OF THE COMMISSION ARE MAINTAINED ON AN ACCRUAL BASIS. ALL OTHER ACCOUNTS ARE MAINTAINED GENERALLY ON A CASH BASIS; THEREFORE, ACCOUNTS RECEIVABLE FROM CONCESSIONAIRES, ACCRUED INTEREST RECEIVABLE, EXPENSES ACCRUED AND PAYABLE AND CONSTRUCTION AND IMPROVEMENT EXPENDITURES PAYABLE HAVE NOT BEEN TAKEN INTO CONSIDERATION IN THE PREPARATION OF THE ACCOMPANYING FINANCIAL STATEMENT.

VERY TRULY YOURS,


M. BRODSKY
DEPUTY COMPTROLLER

STATE ROADS COMMISSION OF MARYLAND
(MARYLAND NATIONAL BANK, TRUSTEE)

STATEMENT OF INCOME AND EXPENSES (REVENUE FUND TRANSACTIONS ONLY) OF THE STATE OF MARYLAND
JOHN F. KENNEDY MEMORIAL HIGHWAY
FOR THE MONTH OF DECEMBER 1970 AND FOR THE YEAR ENDED DECEMBER 31, 1970

| | MONTH OF DECEMBER 1970 | YEAR ENDED DECEMBER 31, 1970 |
|--|------------------------------|------------------------------------|
| INCOME: | | |
| BARRIER: | | |
| CASH TOLL TRANSACTIONS | \$ 791,624.05 | \$10,283,951.25 |
| TICKET TOLL TRANSACTIONS | 29,821.85 | 350,345.40 |
| CHARGE TOLL TRANSACTIONS | 5,293.60 | 68,019.95 |
| | \$ 826,739.50 | \$10,702,316.60 ✓ |
| COLLECTIONS IN EXCESS OF CALCULATED TOLLS - NET | 359.88 | 7,452.58 |
| UNREDEEMED TOLL TICKETS ISSUED FROM JANUARY 1, 1966 TO DECEMBER 31, 1966 | - | 14,354.00 |
| TOTAL BARRIER INCOME..... | \$827,099.38 | \$10,724,123.18 |
| RAMPS: | | |
| CASH TOLL TRANSACTIONS | \$ 42,538.00 | \$ 527,058.75 ✓ |
| REMITTANCE TRANSACTIONS | 2.77 | 17.14 |
| MISCELLANEOUS REVENUE | 1.62 | 34.02 |
| TOTAL RAMPS INCOME..... | 42,542.39 | 527,109.91 |
| CONCESSIONS | 122,076.31 | 1,765,274.38 ✓ |
| PARTICIPATION IN MAINTENANCE COSTS BY CONCESSIONAIRES | 157.47 | 19,223.76 ✓ |
| RENTAL OF PROPERTY | 62.00 | 782.00 ✓ |
| TELEPHONE COMMISSIONS | - | 5,937.19 ✓ |
| SCRAP MATERIAL SOLD | - | 654.75 ✓ |
| TOTAL INCOME..... | \$991,937.55 | \$13,043,105.17 |
| EXPENSES: | | |
| ADMINISTRATIVE | \$ 22,189.14 | \$ 259,420.40 ✓ |
| TOLL COLLECTIONS | 51,496.69 | 487,075.20 |
| POLICE PATROL | 30,594.55 | 613,945.60 ✓ |
| MAINTENANCE: | | |
| GENERAL | 58,749.01 | 600,206.11 |
| EQUIPMENT REPAIR AND OPERATIONS..... | 15,503.25 | 144,950.81 |
| TOTAL EXPENSES | \$178,532.64 | \$ 2,105,606.12 |
| NET INCOME | \$813,404.91 | \$10,937,499.05 |

EXHIBIT A-1

STATE ROADS COMMISSION OF MARYLAND
(MARYLAND NATIONAL BANK, TRUSTEE)

STATEMENT OF INCOME AND EXPENSES (RESERVE MAINTENANCE FUND TRANSACTIONS ONLY)
OF THE STATE OF MARYLAND JOHN F. KENNEDY MEMORIAL HIGHWAY
FOR THE MONTH OF DECEMBER 1970 AND FOR THE YEAR ENDED DECEMBER 31, 1970

| | MONTH OF <u>DECEMBER 1970</u> | YEAR ENDED <u>DECEMBER 31, 1970</u> |
|---|-------------------------------------|---|
| INCOME (EXCLUSIVE OF INVESTMENT INCOME) | | |
| PROPERTY DAMAGE RECOVERY | \$ 350.84 | \$ 12,180.25 |
| PROCEEDS FROM SALE OF EQUIPMENT | - | 1,252.00 |
| PROCEEDS FROM INSURANCE | - | <u>275.16</u> |
| TOTAL INCOME | <u>\$ 350.84</u> | <u>\$ 13,707.41</u> |
| EXPENSES: | | |
| UNUSUAL OR EXTRAORDINARY MAINTENANCE OR REPAIRS | \$ 1,495.69 | \$ 81,537.09 |
| RENEWALS AND REPLACEMENTS | 1,322.34 | 40,726.59 |
| INSURANCE | <u>3,705.30</u> | <u>52,833.31</u> |
| TOTAL EXPENSES | <u>\$ 6,523.33</u> | <u>\$175,096.99</u> |
| NET INCOME | <u>\$ 6,172.49*</u> | <u>\$161,389.58*</u> |

*INDICATES RED FIGURE.

STATE ROADS COMMISSION OF MARYLAND
(MARYLAND NATIONAL BANK, TRUSTEE)

STATEMENT OF TRAFFIC VOLUME AND TOLL INCOME OF THE STATE OF MARYLAND JOHN F. KENNEDY MEMORIAL HIGHWAY
FOR THE MONTHS OF DECEMBER 1970 AND 1969, AND FOR THE YEARS ENDED DECEMBER 31, 1970 AND 1969

| | RATES | TRAFFIC VOLUME | | | | | | | | | | | |
|---|--------|-------------------|--------|----------------------|--------|---------|------------------------|----------------------|--------|------------|--------|----------|--------|
| | | MONTH OF DECEMBER | | | | | YEAR ENDED DECEMBER 31 | | | | | | |
| | | 1970 | 1969 | INCREASE OR DECREASE | | 1970 | 1969 | INCREASE OR DECREASE | | | | | |
| | NUMBER | PERCENT | NUMBER | PERCENT | NUMBER | PERCENT | NUMBER | PERCENT | NUMBER | PERCENT | NUMBER | PERCENT | |
| BARRIER | | | | | | | | | | | | | |
| AUTOMOBILES AND LIGHT COMMERCIAL VEHICLES: | | | | | | | | | | | | | |
| PASSENGER CARS, ETC. | \$.90 | 659,922 | 81.10 | 614,047 | 81.19 | 45,875+ | 7.47+ | 8,662,704 | 81.68 | 8,101,642 | 82.18 | 561,062+ | 6.93+ |
| *OFFICIAL DUTY | NONE | 4,277 | .53 | 4,350 | .58 | 73- | 1.68- | 57,536 | .54 | 54,133 | .55 | 3,403+ | 6.29+ |
| TOTAL | | 664,199 | 81.63 | 618,397 | 81.77 | 45,802+ | 7.41+ | 8,720,240 | 82.22 | 8,155,775 | 82.73 | 564,465+ | 6.92+ |
| HEAVY COMMERCIAL VEHICLES: | | | | | | | | | | | | | |
| TWO-AXLE | \$1.15 | 16,668 | 2.05 | 16,327 | 2.16 | 341+ | 2.09+ | 248,390 | 2.34 | 244,561 | 2.48 | 3,829+ | 1.57+ |
| THREE-AXLE | 1.30 | 20,725 | 2.55 | 20,101 | 2.66 | 624+ | 3.10+ | 282,320 | 2.66 | 257,548 | 2.61 | 24,772+ | 9.62+ |
| FOUR-AXLE | 1.50 | 38,146 | 4.69 | 37,174 | 4.92 | 972+ | 2.61+ | 477,831 | 4.51 | 462,975 | 4.70 | 14,856+ | 3.21+ |
| FIVE-AXLE | 1.75 | 73,840 | 9.07 | 64,176 | 8.48 | 9,664+ | 15.06+ | 876,064 | 8.26 | 734,114 | 7.45 | 141,950+ | 19.34+ |
| SIX-AXLE OR MORE | 2.00 | 95 | .01 | 68 | .01 | 27+ | 39.71+ | 1,020 | .01 | 826 | .01 | 194+ | 23.49+ |
| UNUSUAL VEHICLES | 10.00 | 7 | - | 32 | - | 25- | 78.13- | 132 | - | 2,475 | .02 | 2,343- | 94.67- |
| TOTAL | | 149,481 | 18.37 | 137,878 | 18.23 | 11,603+ | 8.42+ | 1,885,757 | 17.78 | 1,702,499 | 17.27 | 183,258+ | 10.76+ |
| TOTAL BARRIER.. | | 813,680 | 100.00 | 756,275 | 100.00 | 57,405+ | 7.59+ | 10,605,997 | 100.00 | 9,858,274 | 100.00 | 747,723+ | 7.58+ |
| RAMPS | | | | | | | | | | | | | |
| AUTOMOBILES AND LIGHT COMMERCIAL VEHICLES.. | | 163,597 | 95.90 | 138,733 | 95.18 | 25,464+ | 18.43+ | 1,930,056 | 94.04 | 1,675,670 | 94.60 | 251,386+ | 14.98+ |
| HEAVY COMMERCIAL VEHICLES | | 2,577 | 1.51 | 3,535 | 2.44 | 958- | 27.10- | 71,991 | 3.51 | 55,550 | 3.13 | 16,441+ | 29.60+ |
| *OFFICIAL DUTY | | 4,416 | 2.59 | 3,463 | 2.38 | 953+ | 27.52+ | 50,206 | 2.45 | 40,194 | 2.27 | 10,012+ | 24.91+ |
| TOTAL RAMPS (SEE SCHEDULE 1)... | | 170,590 | 100.00 | 145,731 | 100.00 | 25,459+ | 17.54+ | 2,052,253 | 100.00 | 1,774,414 | 100.00 | 277,839+ | 15.66+ |
| TOTAL TRAFFIC VOLUME | | 984,270 | | 901,406 | | | | 12,658,250 | | 11,632,688 | | | |

+ 8.8 ✓
670

NOTE: THE STATISTICS FOR HEAVY COMMERCIAL VEHICLES HAVE BEEN SHOWN HEREIN AS RECORDED BY THE TOLL EQUIPMENT. ALL OTHER COLLECTIONS HAVE BEEN ASSIGNED TO AUTOMOBILES AND LIGHT COMMERCIAL VEHICLES TRAFFIC.

*DOES NOT INCLUDE PROJECT PATROL CARS, CONSTRUCTION AND MAINTENANCE VEHICLES.

STATE ROADS COMMISSION OF MARYLAND
(MARYLAND NATIONAL BANK, TRUSTEE)

STATEMENT OF TRAFFIC VOLUME AND TOLL INCOME OF THE STATE OF MARYLAND JOHN F. KENNEDY MEMORIAL HIGHWAY
FOR THE MONTHS OF DECEMBER 1960 AND 1969, AND FOR THE YEARS ENDED DECEMBER 31, 1970 AND 1969 (CONTINUED)

| | RATES | MONTH OF DECEMBER | | | | | | YEARS ENDED DECEMBER 31 | | | | | |
|--|---------|-------------------|---------|---------------|---------|----------------------|---------|-------------------------|---------|------------------|---------|----------------------|---------|
| | | 1970 | | 1969 | | INCREASE OR DECREASE | | 1970 | | 1969 | | INCREASE OR DECREASE | |
| | | AMOUNT | PERCENT | AMOUNT | PERCENT | AMOUNT | PERCENT | AMOUNT | PERCENT | AMOUNT | PERCENT | AMOUNT | PERCENT |
| BARRIER | | | | | | | | | | | | | |
| AUTOMOBILES AND LIGHT COMMERCIAL VEHICLES: | | | | | | | | | | | | | |
| PASSENGER CARS, ETC. | \$.90 | \$ 593,929.80 | 71.84 | \$ 552,642.30 | 72.14 | \$ 41,287.50+ | 7.47+ | \$ 7,796,433.60 | 72.85 | \$ 7,291,477.80 | 73.55 | \$ 504,955.80+ | 6.93+ |
| HEAVY COMMERCIAL VEHICLES: | | | | | | | | | | | | | |
| TWO-AXLE | \$ 1.15 | \$ 19,168.20 | 2.32 | \$ 18,776.05 | 2.45 | \$ 392.15+ | 2.09+ | \$ 285,648.50 | 2.66 | \$ 281,245.15 | 2.84 | \$ 4,403.35+ | 1.57+ |
| THREE-AXLE | 1.30 | 26,942.50 | 3.26 | 26,131.30 | 3.41 | 811.20+ | 3.10+ | 367,016.00 | 3.43 | 334,812.40 | 3.37 | 32,203.60+ | 9.62+ |
| FOUR-AXLE | 1.50 | 57,219.00 | 5.92 | 55,761.00 | 7.28 | 1,458.00+ | 2.61+ | 716,746.50 | 6.70 | 694,462.50 | 7.01 | 22,284.00+ | 3.21+ |
| FIVE-AXLE | 1.75 | 129,220.00 | 15.63 | 112,308.00 | 14.66 | 16,912.00+ | 15.06+ | 1,533,112.00 | 14.33 | 1,284,699.50 | 12.96 | 248,412.50+ | 19.34+ |
| SIX-AXLE OR MORE | 2.00 | 190.00 | .02 | 136.00 | .02 | 54.00+ | 39.71+ | 2,040.00 | .02 | 1,652.00 | .02 | 388.00+ | 23.49+ |
| UNUSUAL VEHICLES | 10.00 | 70.00 | .01 | 320.00 | .04 | 250.00- | 78.13- | 1,320.00 | .01 | 24,750.00 | .25 | 23,430.00- | 94.67- |
| TOTAL | | \$ 232,809.70 | 28.16 | \$ 213,432.35 | 27.86 | \$ 19,377.35+ | 9.08+ | \$ 2,905,883.00 | 27.15 | \$ 2,621,621.55 | 26.45 | \$ 284,261.45+ | 10.84+ |
| TOTAL BARRIER | | \$ 826,739.50 | 100.00 | \$ 766,074.65 | 100.00 | \$ 60,664.85+ | 7.92+ | \$ 10,702,316.60 | 100.00 | \$ 9,913,099.35 | 100.00 | \$ 789,217.25+ | 7.96+ |
| RAMPS | | | | | | | | | | | | | |
| AUTOMOBILES AND LIGHT COMMERCIAL VEHICLES: | | | | | | | | | | | | | |
| VEHICLES | | \$ 40,899.25 | 96.15 | \$ 34,533.25 | 94.06 | \$ 6,366.00+ | 18.43+ | \$ 482,514.00 | 91.55 | \$ 419,667.50 | 92.56 | \$ 62,846.50+ | 14.98+ |
| HEAVY COMMERCIAL VEHICLES | | 1,638.75 | 3.85 | 2,182.50 | 5.94 | 543.75- | 24.91- | 44,544.75 | 8.45 | 33,750.25 | 7.44 | 10,794.50+ | 31.98+ |
| TOTAL RAMPS (See SCHEDULE 2) | | \$ 42,538.00 | 100.00 | \$ 36,715.75 | 100.00 | \$ 5,822.25+ | 15.86+ | \$ 527,058.75 | 100.00 | \$ 453,417.75 | 100.00 | \$ 73,641.00+ | 16.24+ |
| TOTAL TOLL INCOME | | \$ 869,277.50 | | \$ 802,790.40 | | | | \$ 11,229,375.35 | | \$ 10,366,517.10 | | | |

8.3% / 10

NOTE: THE STATISTICS FOR HEAVY COMMERCIAL VEHICLES HAVE BEEN SHOWN HEREIN AS RECORDED BY THE TOLL EQUIPMENT.
ALL OTHER COLLECTIONS HAVE BEEN ASSIGNED TO AUTOMOBILES AND LIGHT COMMERCIAL VEHICLES TRAFFIC.

STATE ROADS COMMISSION OF MARYLAND
(MARYLAND NATIONAL BANK, TRUSTEE)

TRAFFIC VOLUME OF THE STATE OF MARYLAND JOHN F. KENNEDY MEMORIAL HIGHWAY RAMP
FOR THE MONTHS OF DECEMBER 1970 AND 1969, AND FOR THE YEARS ENDED DECEMBER 31, 1970 AND 1969

| | RATES | TRAFFIC VOLUME | | | | | | | | | | | |
|--|--------|-------------------|--------|----------------------|--------|-------------------------|---------|----------------------|--------|---------|--------|---------|--------|
| | | MONTH OF DECEMBER | | | | YEARS ENDED DECEMBER 31 | | | | | | | |
| | | 1970 | 1969 | INCREASE OR DECREASE | | 1970 | 1969 | INCREASE OR DECREASE | | | | | |
| | NUMBER | PERCENT | NUMBER | PERCENT | NUMBER | PERCENT | NUMBER | PERCENT | NUMBER | PERCENT | NUMBER | PERCENT | |
| EDGEWOOD, ROUTE 24 INTERCHANGE | | | | | | | | | | | | | |
| STATION NO. 1 - NORTHBOUND OFF RAMP | | | | | | | | | | | | | |
| AUTOMOBILES AND LIGHT COMMERCIAL VEHICLES | \$.25 | 30,120 | 17.65 | 24,984 | 17.22 | 5,136+ | 20.56+ | 342,164 | 16.66 | 278,644 | 15.70 | 63,520+ | 22.80+ |
| HEAVY COMMERCIAL VEHICLES | .50 | 693 | .41 | 489 | .34 | 204+ | 41.72+ | 10,887 | .53 | 11,503 | .65 | 616- | 5.36- |
| *OFFICIAL DUTY | NONE | 67 | .04 | 59 | .04 | 8+ | 13.56+ | 595 | .03 | 543 | .03 | 52+ | 9.58+ |
| STATION NO. 2 - SOUTHBOUND ON RAMP | | | | | | | | | | | | | |
| AUTOMOBILES AND LIGHT COMMERCIAL VEHICLES | .25 | 27,173 | 15.93 | 22,208 | 15.30 | 4,965+ | 22.36+ | 305,464 | 14.88 | 239,500 | 13.50 | 65,964+ | 27.54+ |
| HEAVY COMMERCIAL VEHICLES | .50 | 501 | .29 | 705 | .49 | 204- | 28.94- | 10,173 | .50 | 10,106 | .57 | 67+ | .66+ |
| *OFFICIAL DUTY | NONE | 89 | .05 | 52 | .04 | 37+ | 71.15+ | 775 | .04 | 653 | .04 | 122+ | 18.68+ |
| ABERDEEN, ROUTE 22 INTERCHANGE | | | | | | | | | | | | | |
| STATION NO. 3 - NORTHBOUND OFF RAMP | | | | | | | | | | | | | |
| AUTOMOBILES AND LIGHT COMMERCIAL VEHICLES | .25 | 26,074 | 15.28 | 23,036 | 15.87 | 3,038+ | 13.19+ | 313,776 | 15.28 | 284,225 | 16.02 | 29,551+ | 10.40+ |
| HEAVY COMMERCIAL VEHICLES | .75 | 462 | .27 | 626 | .43 | 164- | 26.20- | 8,563 | .42 | 7,487 | .42 | 1,076+ | 14.37+ |
| *OFFICIAL DUTY | NONE | 1,846 | 1.08 | 1,481 | 1.02 | 365+ | 24.65+ | 21,919 | 1.07 | 17,817 | 1.00 | 4,102+ | 23.02+ |
| STATION NO. 4 - SOUTHBOUND ON RAMP | | | | | | | | | | | | | |
| AUTOMOBILES AND LIGHT COMMERCIAL VEHICLES | .25 | 28,104 | 16.47 | 25,401 | 17.50 | 2,703+ | 10.64+ | 335,693 | 16.35 | 301,136 | 16.97 | 34,557+ | 11.48+ |
| HEAVY COMMERCIAL VEHICLES | .75 | 763 | .45 | 391 | .27 | 372+ | 95.74+ | 8,796 | .43 | 6,886 | .39 | 1,910+ | 27.74+ |
| *OFFICIAL DUTY | NONE | 1,803 | 1.06 | 1,485 | 1.02 | 318+ | 21.41+ | 21,152 | 1.03 | 17,751 | 1.00 | 3,401+ | 19.16+ |
| HAVRE DE GRACE, ROUTE 135 INTERCHANGE | | | | | | | | | | | | | |
| STATION NO. 5 - NORTHBOUND OFF RAMP | | | | | | | | | | | | | |
| AUTOMOBILES AND LIGHT COMMERCIAL VEHICLES | .25 | 11,007 | 6.45 | 8,566 | 5.90 | 2,441+ | 28.50+ | 133,724 | 6.52 | 110,181 | 6.21 | 23,543+ | 21.37+ |
| HEAVY COMMERCIAL VEHICLES | 1.00 | 60 | .04 | 29 | .02 | 31+ | 106.90+ | 747 | .04 | 713 | .04 | 34+ | 4.77+ |
| *OFFICIAL DUTY | NONE | 252 | .15 | 179 | .12 | 73+ | 40.78+ | 2,339 | .11 | 1,536 | .09 | 803+ | 52.28+ |
| STATION NO. 6 - SOUTHBOUND ON RAMP | | | | | | | | | | | | | |
| AUTOMOBILES AND LIGHT COMMERCIAL VEHICLES | .25 | 9,961 | 5.84 | 7,519 | 5.18 | 2,442+ | 32.48+ | 111,586 | 5.44 | 90,351 | 5.09 | 21,235+ | 23.50+ |
| HEAVY COMMERCIAL VEHICLES | 1.00 | 27 | .02 | 12 | .01 | 15+ | 125.00+ | 585 | .03 | 403 | .02 | 182+ | 45.16+ |
| *OFFICIAL DUTY | NONE | 282 | .17 | 169 | .12 | 113+ | 66.86+ | 2,577 | .13 | 1,434 | .08 | 1,143+ | 79.71+ |

STATE ROADS COMMISSION OF MARYLAND
(MARYLAND NATIONAL BANK, TRUSTEE)
TRAFFIC VOLUME OF THE STATE OF MARYLAND JOHN F. KENNEDY MEMORIAL HIGHWAY RAMPS
FOR THE MONTHS OF DECEMBER 1970 AND 1969 AND FOR THE YEARS ENDED DECEMBER 31, 1970 AND 1969 (CONTINUED)

| | RATES | TRAFFIC VOLUME | | | | | | | | | | | |
|---|--------|-------------------|---------------|-------------------------------------|---------------|----------------|---------------|-------------------------------------|---------------|------------------|---------------|-----------------|---------------|
| | | MONTH OF DECEMBER | | | | | | YEARS ENDED DECEMBER 31 | | | | | |
| | | 1970 | 1969 | INCREASE OR DECREASE | | 1970 | 1969 | INCREASE OR DECREASE | | | | | |
| | NUMBER | PERCENT | NUMBER | PERCENT | NUMBER | PERCENT | NUMBER | PERCENT | NUMBER | PERCENT | NUMBER | PERCENT | |
| FERRYVILLE, ROUTE 222 INTERCHANGE | | | | | | | | | | | | | |
| STATION No. 7 - NORTHBOUND ON RAMP | | | | | | | | | | | | | |
| AUTOMOBILES AND LIGHT COMMERCIAL VEHICLES | \$.25 | 9,208 | 5.40 | 7,890 | 5.44 | 1,318+ | 16.70+ | 103,239 | 5.03 | 97,608 | 5.50 | 5,631+ | 5.77+ |
| HEAVY COMMERCIAL VEHICLES | .75 | - | - | 343 | .24 | 343- | 100.00- | 7,246 | .35 | 3,082 | .22 | 3,364+ | 86.66+ |
| *OFFICIAL DUTY | NONE | 31 | .02 | 14 | .01 | 17+ | 121.43+ | 319 | .02 | 197 | .01 | 122+ | 61.93+ |
| STATION No. 8 - SOUTHBOUND OFF RAMP | | | | | | | | | | | | | |
| AUTOMOBILES AND LIGHT COMMERCIAL VEHICLES | .25 | 9,796 | 5.74 | 9,824 | 6.77 | 28- | .29- | 107,405 | 5.23 | 105,002 | 5.92 | 2,403+ | 2.29+ |
| HEAVY COMMERCIAL VEHICLES | .75 | 2 | - | 218 | .15 | 216- | 99.08- | 6,928 | .34 | 3,414 | .19 | 3,514+ | 102.93+ |
| *OFFICIAL DUTY | NONE | 37 | .02 | 18 | .01 | 19+ | 105.56+ | 272 | .01 | 192 | .01 | 80+ | 41.67+ |
| NORTHEAST, ROUTE 272 INTERCHANGE | | | | | | | | | | | | | |
| STATION No. 9 - NORTHBOUND ON RAMP | | | | | | | | | | | | | |
| AUTOMOBILES AND LIGHT COMMERCIAL VEHICLES | .25 | 5,762 | 3.38 | 3,953 | 2.72 | 1,809+ | 45.76+ | 82,252 | 4.01 | 79,470 | 4.48 | 2,782+ | 3.50+ |
| HEAVY COMMERCIAL VEHICLES | .50 | 14 | .01 | 358 | .25 | 344- | 96.09- | 8,964 | .44 | 5,650 | .32 | 3,314+ | 58.65+ |
| *OFFICIAL DUTY | NONE | 4 | - | 2 | - | 2+ | 100.00+ | 143 | .01 | 29 | - | 114+ | 393.10+ |
| STATION No. 10 - SOUTHBOUND OFF RAMP | | | | | | | | | | | | | |
| AUTOMOBILES AND LIGHT COMMERCIAL VEHICLES | .25 | 6,392 | 3.75 | 4,752 | 3.27 | 1,640+ | 34.51+ | 94,753 | 4.62 | 92,553 | 5.22 | 2,200+ | 2.38+ |
| HEAVY COMMERCIAL VEHICLES | .50 | 55 | .03 | 364 | .25 | 309- | 84.89- | 9,102 | .44 | 5,506 | .31 | 3,596+ | 65.31+ |
| *OFFICIAL DUTY | NONE | 5 | - | 4 | - | 1+ | 25.00+ | 115 | .01 | 42 | - | 73+ | 173.81+ |
| TOTAL | | <u>170,590</u> | <u>100.00</u> | <u>145,131</u> | <u>100.00</u> | <u>25,459+</u> | <u>17.54+</u> | <u>2,052,253</u> | <u>100.00</u> | <u>1,774,414</u> | <u>100.00</u> | <u>277,839+</u> | <u>15.66+</u> |

*DOES NOT INCLUDE PROJECT PATROL CARS, CONSTRUCTION AND MAINTENANCE VEHICLES.

STATE ROADS COMMISSION OF MARYLAND
(MARYLAND NATIONAL BANK, TRUSTEE)

TOLL INCOME OF THE STATE OF MARYLAND JOHN F. KENNEDY MEMORIAL HIGHWAY RAMP
FOR THE MONTHS OF DECEMBER 1970 AND 1969, AND FOR THE YEARS ENDED DECEMBER 31, 1970 AND 1969

| | RATES | TOLL INCOME | | | | | | | | | | | |
|--|---------|-------------------|---------|-------------|---------|-------------------------|---------|--------------|---------|----------------------|---------|---------------|--------|
| | | MONTH OF DECEMBER | | | | YEARS ENDED DECEMBER 31 | | | | INCREASE OR DECREASE | | | |
| | | 1970 | 1969 | 1970 | 1969 | 1970 | 1969 | 1970 | 1969 | 1970 | 1969 | 1970 | 1969 |
| AMOUNT | PERCENT | AMOUNT | PERCENT | AMOUNT | PERCENT | AMOUNT | PERCENT | AMOUNT | PERCENT | AMOUNT | PERCENT | | |
| EDGEWOOD, ROUTE 24 INTERCHANGE | | | | | | | | | | | | | |
| STATION NO. 1 - NORTHBOUND OFF RAMP | | | | | | | | | | | | | |
| AUTOMOBILES AND LIGHT COMMERCIAL VEHICLES | .25 | \$ 7,530.00 | 17.71 | \$ 6,246.00 | 17.01 | \$ 1,284.00+ | 20.56+ | \$ 85,541.00 | 16.24 | \$ 69,661.00 | 15.36 | \$ 15,880.00+ | 22.80+ |
| HEAVY COMMERCIAL VEHICLES | .50 | 346.50 | .81 | 244.50 | .67 | 102.00+ | 41.72+ | 5,443.50 | 1.03 | 5,751.50 | 1.27 | 308.00- | 5.36- |
| STATION NO. 2 - SOUTHBOUND ON RAMP | | | | | | | | | | | | | |
| AUTOMOBILES AND LIGHT COMMERCIAL VEHICLES | .25 | 6,793.25 | 15.97 | 5,552.00 | 15.12 | 1,241.25+ | 22.36+ | 76,366.00 | 14.49 | 59,875.00 | 13.22 | 16,491.00+ | 27.54+ |
| HEAVY COMMERCIAL VEHICLES | .50 | 250.50 | .59 | 352.50 | .96 | 102.00- | 28.94- | 5,086.50 | .97 | 5,053.00 | 1.11 | 33.50+ | .66+ |
| ABERDEEN, ROUTE 22 INTERCHANGE | | | | | | | | | | | | | |
| STATION NO. 3 - NORTHBOUND OFF RAMP | | | | | | | | | | | | | |
| AUTOMOBILES AND LIGHT COMMERCIAL VEHICLES | .25 | 6,518.50 | 15.32 | 5,759.00 | 15.68 | 759.50+ | 13.19+ | 78,444.00 | 14.89 | 71,056.25 | 15.67 | 7,387.75+ | 10.40+ |
| HEAVY COMMERCIAL VEHICLES | .75 | 346.50 | .81 | 469.50 | 1.28 | 123.00- | 26.20- | 6,422.25 | 1.22 | 5,615.25 | 1.24 | 807.00+ | 14.37+ |
| STATION NO. 4 - SOUTHBOUND ON RAMP | | | | | | | | | | | | | |
| AUTOMOBILES AND LIGHT COMMERCIAL VEHICLES | .25 | 7,026.00 | 16.52 | 6,350.25 | 17.30 | 675.75+ | 10.64+ | 83,923.25 | 15.92 | 75,284.00 | 16.60 | 8,639.25+ | 11.48+ |
| HEAVY COMMERCIAL VEHICLES | .75 | 572.25 | 1.35 | 293.25 | .80 | 279.00+ | 95.14+ | 6,597.00 | 1.25 | 5,164.50 | 1.14 | 1,432.50+ | 27.74+ |
| HAVRE DE GRACE, ROUTE 155 INTERCHANGE | | | | | | | | | | | | | |
| STATION NO. 5 - NORTHBOUND OFF RAMP | | | | | | | | | | | | | |
| AUTOMOBILES AND LIGHT COMMERCIAL VEHICLES | .25 | 2,751.75 | 6.47 | 2,141.50 | 5.83 | 610.25+ | 28.50+ | 33,431.00 | 6.34 | 27,545.25 | 6.08 | 5,885.75+ | 21.37+ |
| HEAVY COMMERCIAL VEHICLES | 1.00 | 60.00 | .14 | 29.00 | .08 | 31.00+ | 106.90+ | 747.00 | .14 | 713.00 | .16 | 34.00+ | 4.77+ |
| STATION NO. 6 - SOUTHBOUND ON RAMP | | | | | | | | | | | | | |
| AUTOMOBILES AND LIGHT COMMERCIAL VEHICLES | .25 | 2,490.25 | 5.85 | 1,879.75 | 5.12 | 610.50+ | 32.48+ | 27,896.50 | 5.29 | 22,587.75 | 4.98 | 5,308.75+ | 23.50+ |
| HEAVY COMMERCIAL VEHICLES | 1.00 | 27.00 | .06 | 12.00 | .03 | 15.00+ | 125.00+ | 585.00 | .11 | 403.00 | .09 | 182.00+ | 45.16+ |

STATE ROADS COMMISSION OF MARYLAND
(MARYLAND NATIONAL BANK, TRUSTEE)

TOLL INCOME OF THE STATE OF MARYLAND JOHN F. KENNEDY MEMORIAL HIGHWAY RAMPS
FOR THE MONTHS OF DECEMBER 1970 AND 1969, AND FOR THE YEARS ENDED DECEMBER 31, 1970 AND 1969 (CONTINUED)

| | TOLL INCOME | | | | | | | | | | | | | |
|---|-------------------|--------------------|---------------|--------------------|----------------------|---------------------|-------------------------|--------------------|---------------|---------------------|----------------------|---------------------|---------------|--|
| | MONTH OF DECEMBER | | | | | | YEARS ENDED DECEMBER 31 | | | | | | | |
| | 1970 | | 1969 | | INCREASE OR DECREASE | | 1970 | | 1969 | | INCREASE OR DECREASE | | | |
| RATES | AMOUNT | PERCENT | AMOUNT | PERCENT | AMOUNT | PERCENT | AMOUNT | PERCENT | AMOUNT | PERCENT | AMOUNT | PERCENT | | |
| PERRYVILLE, ROUTE 222 INTERCHANGE | | | | | | | | | | | | | | |
| STATION NO. 7 - NORTHBOUND ON RAMP | | | | | | | | | | | | | | |
| AUTOMOBILES AND LIGHT COMMERCIAL VEHICLES.... | \$.25 | \$ 2,302.00 | 5.41 | \$ 1,972.50 | 5.37 | \$ 329.50+ | 16.70+ | \$25,809.75 | 4.90 | \$ 24,402.00 | 5.38 | \$ 1,407.75+ | 5.77+ | |
| HEAVY COMMERCIAL VEHICLES | .75 | - | - | 257.25 | .70 | 257.25- | 100.00- | 5,434.50 | 1.03 | 2,911.50 | .64 | 2,523.00+ | 86.66+ | |
| STATION NO. 8 - SOUTHBOUND OFF RAMP | | | | | | | | | | | | | | |
| AUTOMOBILES AND LIGHT COMMERCIAL VEHICLES ... | .25 | 2,449.00 | 5.76 | 2,456.00 | 6.69 | 7.00- | .29- | 26,851.25 | 5.09 | 26,250.50 | 5.79 | 600.75+ | 2.29+ | |
| HEAVY COMMERCIAL VEHICLES | .75 | 1.50 | - | 163.50 | .44 | 162.00- | 99.08- | 5,196.00 | .99 | 2,560.50 | .56 | 2,635.50+ | 102.93+ | |
| NORTHEAST, ROUTE 272 INTERCHANGE | | | | | | | | | | | | | | |
| STATION NO. 9 - NORTHBOUND ON RAMP | | | | | | | | | | | | | | |
| AUTOMOBILES AND LIGHT COMMERCIAL VEHICLES.... | .25 | 1,440.50 | 3.39 | 988.25 | 2.69 | 452.25+ | 45.76+ | 20,563.00 | 3.90 | 19,867.50 | 4.38 | 695.50+ | 3.50+ | |
| HEAVY COMMERCIAL VEHICLES | .50 | 7.00 | .02 | 179.00 | .49 | 172.00- | 96.09- | 4,482.00 | .85 | 2,825.00 | .62 | 1,657.00+ | 58.65+ | |
| STATION NO. 10 - SOUTHBOUND OFF RAMP | | | | | | | | | | | | | | |
| AUTOMOBILES AND LIGHT COMMERCIAL VEHICLES.... | .25 | 1,598.00 | 3.76 | 1,188.00 | 3.24 | 410.00+ | 34.51+ | 23,688.25 | 4.49 | 23,138.25 | 5.10 | 550.00+ | 2.38+ | |
| HEAVY COMMERCIAL VEHICLES | .50 | 27.50 | .06 | 182.00 | .50 | 154.50- | 84.89- | 4,551.00 | .86 | 2,753.00 | .61 | 1,798.00+ | 65.31+ | |
| TOTAL | | <u>\$42,538.00</u> | <u>100.00</u> | <u>\$36,715.75</u> | <u>100.00</u> | <u>\$ 5,822.25+</u> | <u>15.86+</u> | <u>\$27,058.75</u> | <u>100.00</u> | <u>\$453,417.75</u> | <u>100.00</u> | <u>\$73,641.00+</u> | <u>16.24+</u> | |

STATE ROADS COMMISSION OF MARYLAND
(MARYLAND NATIONAL BANK, TRUSTEE)

STATEMENT SHOWING DEPOSITS AND WITHDRAWALS, STATE OF MARYLAND JOHN F. KENNEDY MEMORIAL HIGHWAY
FUNDS CREATED UNDER ARTICLE V TRUST AGREEMENT, FOR THE MONTH OF DECEMBER 1970

| | SINKING FUND | | | | | IMPROVEMENT FUND |
|--|--------------------------|--------------------------------|-----------------------------|--------------------|-----------------------|----------------------|
| | REVENUE FUND | RESERVE MAINTENANCE FUND | BOND INTEREST ACCOUNT | RESERVE ACCOUNT | REDEMPTION ACCOUNT | |
| DEPOSITS: | | | | | | |
| TOLL COLLECTIONS | \$ 834,561.32 | - | - | - | - | - |
| TOLL TICKETS SOLD FOR FUTURE USE | 34,030.50 | - | - | - | - | - |
| CONCESSION INCOME | 122,076.31 | - | - | - | - | - |
| PARTICIPATION IN MAINTENANCE COSTS BY CONCESSIONAIRES | 157.47 | - | - | - | - | - |
| RENTAL OF PROPERTY | 62.00 | - | - | - | - | - |
| ACCOUNTS RECEIVABLE COLLECTED (TOLLS) | 4,792.65 | - | - | - | - | - |
| ACCOUNTS RECEIVABLE COLLECTED (TOLL TICKETS SOLD FOR FUTURE USE) | 753.50 | - | - | - | - | - |
| PROPERTY DAMAGE RECOVERY | - | \$ 350.84 | - | - | - | - |
| PROCEEDS FROM REDEMPTION OR SALE OF U.S. OBLIGATIONS (INVESTMENT SECURITIES) - | | | | | | |
| PORTION OF PRINCIPAL REALIZED APPLIED TO COST | - | - | \$1,077,631.34 | - | - | \$ 648,258.83 |
| INTEREST EARNED | - | - | 35,368.66 | - | - | 1,741.17 |
| TRANSFER FROM REVENUE FUND | - | - | 831,706.01 | - | - | - |
| TOTAL DEPOSITS | \$ 996,433.75 | \$ 350.84 | \$1,944,706.01 | - | - | \$ 650,000.00 |

STATE ROADS COMMISSION OF MARYLAND
(MARYLAND NATIONAL BANK, TRUSTEE)
STATEMENT SHOWING DEPOSITS AND WITHDRAWALS, STATE OF MARYLAND JOHN F. KENNEDY MEMORIAL HIGHWAY
FUNDS CREATED UNDER ARTICLE V OF TRUST AGREEMENT, FOR THE MONTH OF DECEMBER 1970 (CONTINUED)

| | SINKING FUND | | | | | |
|--|-----------------|--------------------------------|-----------------------------|--------------------|-----------------------|---------------------|
| | REVENUE FUND | RESERVE MAINTENANCE FUND | BOND INTEREST ACCOUNT | RESERVE ACCOUNT | REDEMPTION ACCOUNT | IMPROVEMENT FUND |
| WITHDRAWALS: | | | | | | |
| REQUISITIONS FOR OPERATIONS, MAINTENANCE AND GENERAL EXPENSES AND IMPROVEMENTS..... | \$ 178,532.64 | \$ 6,523.33 | - | - | - | \$ 955,212.43 |
| REFUNDS - TOLL COLLECTIONS | 35.00 | - | - | - | - | - |
| TRANSFER (EFFECTED BY TRUSTEE, JANUARY 12, 1971) TO SINKING FUND - BOND INTEREST ACCOUNT | 831,706.01 | - | - | - | - | - |
| INTEREST DUE JANUARY 1, 1971 | - | - | \$1,075,642.30 | - | - | - |
| PURCHASE OF UNITED STATES TREASURY OBLIGATIONS | - | - | - | - | - | 648,258.83 |
| TOTAL WITHDRAWALS | \$1,010,273.65 | \$ 6,523.33 | \$1,075,642.30 | - | - | \$ 1,603,471.26 |
| EXCESS OF DEPOSITS OVER WITHDRAWALS | \$ 13,839.90* | \$ 6,172.49* | \$ 869,063.71 | - | - | \$ 953,471.26* |
| CASH BALANCE AT BEGINNING OF PERIOD INCLUDING UNDEPOSITED COLLECTIONS | 608,119.10 | 31,558.59 | 346.81* | 5,820.22 | \$ 11,733.25 | 1,046,719.66 |
| CASH BALANCE AT END OF PERIOD, INCLUDING UNDEPOSITED COLLECTIONS | \$ 594,279.20 | \$ 25,386.10 | \$ 868,716.90 | \$ 5,820.22 | \$ 11,733.25 | \$ 93,248.40 |
| INVESTMENT IN U.S. TREASURY OBLIGATIONS - AT COST, LESS RECOVERY OF ACCRUED INTEREST PURCHASED: | | | | | | |
| \$ 200,000 NOTES 6 3/4% DUE MAY 15, 1972 | - | - | - | - | - | 201,520.00 |
| 500,000 BILLS DUE JUNE 30, 1971 | - | - | - | - | - | 476,900.00 |
| 250,000 BILLS DUE MAY 31, 1971 | - | - | - | - | - | 232,802.50 |
| 770,000 BILLS DUE APRIL 22, 1971 | - | - | - | - | - | 732,590.83 |
| 6,620,000 BILLS DUE APRIL 1, 1971 | - | - | - | - | - | 6,475,327.26 |
| 400,000 BILLS DUE MARCH 31, 1971 | - | 375,640.00 | - | - | - | - |
| 7,020,000 BILLS DUE MARCH 22, 1971 | - | 814,158.34 | - | - | - | 5,964,552.40 |
| 85,000 BILLS DUE FEBRUARY 28, 1971 | - | - | - | 78,460.03 | - | - |
| 5,791,000 NOTES 5 3/8% DUE FEBRUARY 15, 1971 | - | - | - | 4,219,993.12 | - | 1,466,665.00 |
| TOTAL CASH AND INVESTMENTS | \$ 594,279.20 | \$1,215,184.44 | \$ 868,716.90 | \$4,304,273.37 | \$ 11,733.25 | \$15,643,606.39 |

*INDICATES RED FIGURE.

STATE ROADS COMMISSION OF MARYLAND
(MARYLAND NATIONAL BANK, TRUSTEE)

STATEMENT SHOWING DEPOSITS AND WITHDRAWALS
STATE OF MARYLAND JOHN F. KENNEDY MEMORIAL HIGHWAY CONSTRUCTION FUND
FOR THE MONTH OF DECEMBER 1970 AND FOR THE PERIOD FROM MARCH 22, 1962 THROUGH DECEMBER 31, 1970

| | MONTH OF DECEMBER 1970 | | | MARCH 22, 1962 THROUGH DECEMBER 31, 1970 | | |
|---|------------------------------------|---------------------------------|----------------------|--|---------------------------------|----------------------|
| | TOTAL CONSTRUCTION FUND | SEPARATE INTEREST ACCOUNT | CONSTRUCTION FUND | TOTAL CONSTRUCTION FUND | SEPARATE INTEREST ACCOUNT | CONSTRUCTION FUND |
| DEPOSITS: | | | | | | |
| PROCEEDS FROM SALE OF \$74,000,000.00 4 1/8% STATE OF MARYLAND NORTHEASTERN EXPRESSWAY REVENUE BONDS, DATED JANUARY 1, 1962 DUE JANUARY 1, 2002, @ \$97.50 (INCLUDING ACCRUED INTEREST OF \$686,812.50 FROM JANUARY 1, 1962 TO MARCH 22, 1962) | - | - | - | \$ 72,836,812.50 | \$ 9,157,500.00 | \$ 63,679,312.50 |
| PROCEEDS FROM REDEMPTION OR SALE OF UNITED STATES OBLIGATIONS - PORTION OF PRINCIPAL REALIZED APPLIED TO COST | - | - | - | 140,144,707.18 | 15,263,653.93 | 124,881,053.25 |
| INVESTMENT INCOME FROM UNITED STATES OBLIGATIONS: | | | | | | |
| NET GAIN REALIZED ON DEPOSITIONS | - | - | - | 116,665.93 | 20,519.06 | 96,146.87 |
| INTEREST EARNED | - | - | - | 2,947,247.95 | 438,871.50 | 2,508,376.45 |
| RECOVERY OF ACCRUED INTEREST | - | - | - | 430,023.92 | 90,421.67 | 339,602.25 |
| PORTION OF INTEREST APPLIED TO COST | - | - | - | 324,860.79 | 118,076.41 | 206,784.38 |
| TRANSFERS | - | - | - | - | 459,390.56* | 459,390.56 |
| SALE OF PLANS AND SPECIFICATIONS | - | - | - | 21,872.00 | - | 21,872.00 |
| SALE OF EQUIPMENT, ETC. | - | - | - | 20,436.24 | - | 20,436.24 |
| PROCEEDS FROM EASEMENT GRANTED TO UTILITY | - | - | - | 5,225.00 | - | 5,225.00 |
| PROCEEDS FROM SALE OF LAND AND RIGHTS-OF-WAY | - | - | - | 52,273.09 | - | 52,273.09 |
| RECOVERY OF EXPENDITURES - VARIOUS REFUNDS | - | - | - | 246,363.39 | - | 246,363.39 |
| TOTAL DEPOSITS | - | - | - | \$217,146,487.99 | \$24,629,652.01 | \$192,516,835.98 |

*INDICATES RED FIGURE.

STATE ROADS COMMISSION OF MARYLAND
(MARYLAND NATIONAL BANK, TRUSTEE)
STATEMENT SHOWING DEPOSITS AND WITHDRAWALS,
STATE OF MARYLAND JOHN F. KENNEDY MEMORIAL HIGHWAY CONSTRUCTION FUND
FOR THE MONTH OF DECEMBER 1970 AND FOR THE PERIOD MARCH 22, 1962 THROUGH DECEMBER 31, 1970 (CONTINUED)

| | MONTH OF DECEMBER 1970..... | |MARCH 22, 1962 THROUGH DECEMBER 31, 1970..... | | | |
|--|-----------------------------|----------|--|--------------------------|-------------------------|--------------------------|
| | CONSTRUCTION FUND - | | CONSTRUCTION FUND - | | | |
| | TOTAL | SEPARATE | CONSTRUCTION | CONSTRUCTION | CONSTRUCTION | |
| | CONSTRUCTION | INTEREST | FUND | FUND | INTEREST | |
| | FUND | ACCOUNT | FUND | FUND | ACCOUNT | |
| | FUND | ACCOUNT | FUND | FUND | ACCOUNT | |
| WITHDRAWALS: | | | | | | |
| EXPENDITURES FOR CONSTRUCTION COSTS: | | | | | | |
| PRELIMINARY EXPENSES | - | - | - | \$ 1,148,966.62 | - | \$ 1,148,966.62 |
| LAND AND RIGHTS-OF-WAY | - | - | - | 5,240,587.06 | - | 5,240,587.06 |
| CONSTRUCTION | - | - | - | 49,814,433.36 | - | 49,814,433.36 |
| UTILITY ADJUSTMENTS | - | - | - | 658,228.64 | - | 658,228.64 |
| ENGINEERING | - | - | - | 7,722,489.01 | - | 7,722,489.01 |
| ADMINISTRATIVE AND LEGAL EXPENSES | - | - | - | 682,905.89 | - | 682,905.89 |
| MAINTENANCE AND OFFICE EQUIPMENT AND INITIAL SUPPLIES | - | - | - | 433,489.50 | - | 433,489.50 |
| FINANCING EXPENSES | - | - | - | 84,678.90 | - | 84,678.90 |
| INTEREST ON BONDS FROM MARCH 22, 1962 TO JANUARY 1, 1965 | - | - | - | 8,470,687.50 | \$ 8,470,687.50 | - |
| TOTAL EXPENDITURES FOR CONSTRUCTION COSTS | - | - | - | \$ 74,256,466.48 | \$ 8,470,687.50 | \$ 65,785,778.98 |
| PURCHASE OF UNITED STATES OBLIGATIONS: | | | | | | |
| U.S. TREASURY BILLS | - | - | - | \$ 88,723,731.37 | \$ 9,156,653.93 | \$ 79,567,077.44 |
| U.S. TREASURY NOTES | - | - | - | 48,939,113.92 | 6,225,076.41 | 42,714,037.51 |
| ACCRUED INTEREST | - | - | - | 411,525.33 | 90,421.67 | 321,103.66 |
| U.S. TREASURY BONDS | - | - | - | 3,799,843.75 | - | 3,799,843.75 |
| ACCRUED INTEREST | - | - | - | 18,498.59 | - | 18,498.59 |
| TOTAL PURCHASE OF UNITED STATES OBLIGATIONS | - | - | - | \$ 141,892,712.96 | \$ 15,472,152.01 | \$ 126,420,560.95 |
| INTEREST ON BONDS FROM JANUARY 1, 1962 TO MARCH 22, 1962 | - | - | - | \$ 686,812.50 | \$ 686,812.50 | - |
| PURCHASE OF LAND AND RIGHTS-OF-WAY SUBSEQUENTLY SOLD | - | - | - | \$ 52,273.09 | - | \$ 52,273.09 |
| EXPENDITURES SUBSEQUENTLY RECOVERED (SEE DEPOSITS) | - | - | - | \$ 246,363.39 | - | \$ 246,363.39 |
| TOTAL WITHDRAWALS | - | - | - | \$ 217,134,628.42 | \$ 24,629,652.01 | \$ 192,504,976.41 |
| EXCESS OF DEPOSITS OVER WITHDRAWALS | - | - | - | \$ 11,859.57 | - | \$ 11,859.57 |
| CASH BALANCE AT BEGINNING OF PERIOD | \$ 11,859.57 | - | \$ 11,859.57 | - | - | - |
| CASH BALANCE AT END OF PERIOD | \$ 11,859.57 | - | \$ 11,859.57 | \$ 11,859.57 | - | \$ 11,859.57 |
| INVESTMENT IN UNITED STATES OBLIGATIONS AT COST - | | | | | | |
| \$1,060,000 BILLS DUE MARCH 31, 1971 | 993,121.07 | - | 993,121.07 | 993,121.07 | - | 993,121.07 |
| TOTAL CASH AND INVESTMENTS | \$ 1,004,980.64 | - | \$ 1,004,980.64 | \$ 1,004,980.64 | - | \$ 1,004,980.64 |

*INDICATES RED FIGURE.

STATE ROADS COMMISSION OF MARYLAND
(MARYLAND NATIONAL BANK, TRUSTEE)

STATEMENT SHOWING STATE OF MARYLAND NORTHEASTERN EXPRESSWAY REVENUE BONDS
ISSUED, PAID, PURCHASED OR REDEEMED AT DECEMBER 31, 1970
(NAME OF NORTHEASTERN EXPRESSWAY CHANGED TO JOHN F. KENNEDY MEMORIAL HIGHWAY APRIL 7, 1964)

BONDS ISSUED:

| | |
|---|------------------------|
| 1/8% STATE OF MARYLAND NORTHEASTERN EXPRESSWAY REVENUE BONDS, DATED JANUARY 1, 1962, DUE JANUARY 1, 2002 | <u>\$74,000,000.00</u> |
|---|------------------------|

BONDS PAID, PURCHASED OR REDEEMED AT DECEMBER 31, 1970:

| | | |
|--|----------------------|---------------------|
| BONDS PURCHASED: | | |
| IN CURRENT YEAR | \$ 1,343,000.00 | |
| IN PRIOR YEARS | <u>19,317,000.00</u> | \$20,660,000.00 |
| BONDS REDEEMED - CALLED JULY 1, 1967 | | <u>1,175,000.00</u> |

| | |
|---|------------------------|
| BONDS PAID, PURCHASED OR REDEEMED | <u>\$21,835,000.00</u> |
|---|------------------------|

| | |
|---|------------------------|
| BONDS OUTSTANDING DECEMBER 31, 1970 | <u>\$52,165,000.00</u> |
|---|------------------------|

STATE ROADS COMMISSION OF MARYLAND
(MARYLAND NATIONAL BANK, TRUSTEE)

STATE OF MARYLAND JOHN F. KENNEDY MEMORIAL HIGHWAY
BALANCE SHEET, DECEMBER 31, 1970

| ASSETS | TOTAL | SINKING FUND | | | | | | | |
|---|-------------------------|---------------------|--------------------------|-----------------------|-----------------------|---------------------|-------------------------|-------------------------|------------------------|
| | | REVENUE FUND | RESERVE MAINTENANCE FUND | BOND INTEREST ACCOUNT | RESERVE ACCOUNT | REDEMPTION ACCOUNT | IMPROVEMENT FUND | CONSTRUCTION FUND | BONDED DEBT |
| CASH ON DEPOSIT - (SEE NOTE): | | | | | | | | | |
| MARYLAND NATIONAL BANK - BALTIMORE | \$ 1,378,764.44 | \$362,000.00 | \$ 25,386.10 | \$ 868,716.90 | \$ 5,820.22 | \$ 11,733.25 | \$ 93,248.40 | \$ 11,859.57 | - |
| CECIL NATIONAL BANK - PORT DEPOSIT | 125,000.00 | 125,000.00 | - | - | - | - | - | - | - |
| UNDEPOSITED COLLECTIONS | 32,229.20 | 32,229.20 | - | - | - | - | - | - | - |
| REVOLVING FUND - FOR MAKING CHANGE AND | | | | | | | | | |
| PETTY CASH EXPENSES | 75,000.00 | 75,000.00 | - | - | - | - | - | - | - |
| RENTAL GUARANTEE FUND | 50.00 | 50.00 | - | - | - | - | - | - | - |
| INVESTMENTS IN UNITED STATES OBLIGATIONS..... | 22,031,730.55 | - | 1,189,798.34 | - | 4,298,453.15 | - | 15,550,357.99 | 993,121.07 | - |
| ACCOUNTS RECEIVABLE: | | | | | | | | | |
| TOLL CHARGES (SECURED BY \$10,000.00 | | | | | | | | | |
| SURETY BOND) | 9,716.15 | 9,716.15 | - | - | - | - | - | - | - |
| OTHER | 929.45 | 929.45 | - | - | - | - | - | - | - |
| CAPITAL PROPERTIES: | | | | | | | | | |
| CONSTRUCTION COSTS (SCHEDULE 1) | 74,256,466.48 | - | - | - | - | - | - | 74,256,466.48 | - |
| IMPROVEMENT COSTS (SCHEDULE 2) | 9,463,213.46 | - | - | - | - | - | 9,463,213.46 | - | - |
| FUTURE REVENUES ENCUMBERED AND PORTION OF | | | | | | | | | |
| EXISTING REDEMPTION ACCOUNT AVAILABLE | | | | | | | | | |
| FOR PAYING PRINCIPAL OF REVENUE BONDS | 52,165,000.00 | - | - | - | - | - | - | - | \$52,165,000.00 |
| TOTAL ASSETS | \$159,538,099.73 | \$604,924.80 | \$1,215,184.44 | \$ 868,716.90 | \$4,304,273.37 | \$ 11,733.25 | \$ 25,106,819.85 | \$ 75,261,447.12 | \$52,165,000.00 |

NOTE - AS OF DECEMBER 31, 1970, THE MARYLAND NATIONAL BANK, TRUSTEE, HELD AS COLLATERAL SECURITY FOR THE DEPOSITS OF FUNDS SHOWN ABOVE DIRECT OBLIGATIONS OF, OR OBLIGATIONS THE PRINCIPAL AND INTEREST OF WHICH ARE UNCONDITIONALLY GUARANTEED BY THE UNITED STATES GOVERNMENT, OR OTHER MARKETABLE SECURITIES ELIGIBLE AS SECURITY FOR THE DEPOSITS OF TRUST FUNDS UNDER REGULATIONS OF THE BOARD OF GOVERNORS AND THE FEDERAL RESERVE SYSTEM OR ELIGIBLE AS SECURITY FOR THE DEPOSITS OF FUNDS OF THE STATE OF MARYLAND, HAVING A MARKET VALUE (EXCLUSIVE OF ACCRUED INTEREST) AT LEAST EQUAL TO THE AMOUNT OF EACH SUCH DEPOSIT.

AS OF DECEMBER 31, 1970, THE MERCANTILE-SAFE DEPOSIT AND TRUST COMPANY, PAYING AGENT HELD ON DEPOSIT \$1,030.00, NOT PRESENTED, OF BONDS CALLED FOR REDEMPTION JULY 1, 1967, \$160,239.93 TO PAY COUPONS DUE JULY 1, 1970 AND PRIOR, AND \$889,876.72 TO PAY INTEREST COUPONS DUE JANUARY 1, 1971.

*INDICATES RED FIGURE.

STATE ROADS COMMISSION OF MARYLAND
(MARYLAND NATIONAL BANK, TRUSTEE)
STATE OF MARYLAND JOHN F. KENNEDY MEMORIAL HIGHWAY
BALANCE SHEET, DECEMBER 31, 1970 (CONTINUED)

| LIABILITIES | TOTAL | SINKING FUND | | | | | IMPROVEMENT FUND | CONSTRUCTION FUND | BONDED DEBT |
|---|-------------------------|---------------------|--------------------------|-----------------------|-----------------------|---------------------|------------------------|------------------------|------------------------|
| | | REVENUE FUND | RESERVE MAINTENANCE FUND | BOND INTEREST ACCOUNT | RESERVE ACCOUNT | REDEMPTION ACCOUNT | | | |
| RESERVE CREATED UNDER ARTICLE V OF TRUST AGREEMENT (SCHEDULE 3): | | | | | | | | | |
| FOR OPERATING EXPENSES AND OTHER COSTS | \$ 1,702,184.44 | \$487,000.00 | \$1,215,184.44 | - | - | - | - | - | - |
| FOR IMPROVEMENT: | | | | | | | | | |
| EXPENDITURE AUTHORIZATIONS | 17,678,266.20 | - | - | - | - | - | \$17,678,266.20 | - | - |
| FUTURE REVENUES ENCUMBERED | 2,034,659.81* | - | - | - | - | - | 2,034,659.81* | - | - |
| FOR UNDEPOSITED COLLECTIONS, ETC. | 58,365.55 | 58,365.55 | - | - | - | - | - | - | - |
| FOR INTEREST AND SINKING FUND | 5,184,723.52 | - | - | \$ 868,716.90 | \$4,304,273.37 | \$ 11,733.25 | - | - | - |
| RESERVE FOR CONSTRUCTION COSTS: | | | | | | | | | |
| COMPLETION OF WORK - EXPENDITURE | | | | | | | | | |
| AUTHORIZATIONS | 233,350.64 | - | - | - | - | - | - | \$ 233,350.64 | - |
| AVAILABLE FOR EXPENDITURE AUTHORIZATIONS.... | 771,630.00 | - | - | - | - | - | - | 771,630.00 | - |
| RESERVE FOR TOLL TICKETS SOLD FOR FUTURE USE.. | 59,509.25 | 59,509.25 | - | - | - | - | - | - | - |
| RESERVE FOR RENTAL GUARANTEE FUND | 50.00 | 50.00 | - | - | - | - | - | - | - |
| BONDS PAYABLE ONLY FROM REVENUE | 52,165,000.00 | - | - | - | - | - | - | - | \$52,165,000.00 |
| STATE EQUITY REPRESENTED BY PORTION OF BOND PROCEEDS, NET INVESTMENT INCOME, PROJECT REVENUE, ETC. | 83,719,679.94 | - | - | - | - | - | 9,463,213.16 | 74,256,466.48 | - |
| TOTAL LIABILITIES | \$159,538,099.73 | \$604,924.80 | \$1,215,184.44 | \$ 868,716.90 | \$4,304,273.37 | \$ 11,733.25 | \$25,106,819.85 | \$75,261,447.12 | \$52,165,000.00 |

STATE ROADS COMMISSION OF MARYLAND
(MARYLAND NATIONAL BANK, TRUSTEE)
STATE OF MARYLAND JOHN F. KENNEDY MEMORIAL HIGHWAY
SCHEDULE OF CAPITAL PROPERTIES - CONSTRUCTION COSTS
AS OF DECEMBER 31, 1970

| | | |
|--|---------------------|------------------------|
| PRELIMINARY EXPENSES (INCLUDING REIMBURSEMENT TO STATE ROADS COMMISSION FOR COSTS INCURRED ON NORTHEASTERN ROUTE) | | \$ 1,148,966.62 |
| LAND AND RIGHTS-OF-WAY: | | |
| WHITEMARSH BOULEVARD TO SUSQUEHANNA RIVER | \$ 3,598,375.66 | |
| SUSQUEHANNA RIVER TO DELAWARE STATE LINE | <u>1,642,211.40</u> | |
| | | 5,240,587.06 |
| CONSTRUCTION: | | |
| HIGHWAY FROM WHITEMARSH BOULEVARD TO SUSQUEHANNA RIVER | \$19,276,946.89 | |
| SUSQUEHANNA RIVER BRIDGE | 10,831,541.91 | |
| HIGHWAY FROM SUSQUEHANNA RIVER TO DELAWARE STATE LINE | 14,444,060.06 | |
| LANDSCAPING | 865,609.24 | |
| SIGNS AND MARKINGS | 652,952.41 | |
| LIGHTING - INTERCHANGE AND SERVICE AREAS | 379,977.89 | |
| ADMINISTRATION BUILDING, TOLL BOOTHS AND TOLL PLAZA | 704,431.55 | |
| TOLL COLLECTIONS AND RECORDING EQUIPMENT | 86,538.50 | |
| CANOPIES, TOKENS, ETC. | 29,177.91 | |
| RADIO COMMUNICATIONS SYSTEM | 99,090.63 | |
| SOUTH MAINTENANCE BUILDING | 256,507.43 | |
| NORTH MAINTENANCE BUILDING | 265,080.21 | |
| SERVICE FACILITIES: | | |
| RESTAURANT AND SERVICE STATION BUILDINGS | 938,263.34 | |
| GRADING, DRAINAGE AND PAVING | 643,250.77 | |
| WATER FACILITIES | 198,004.62 | |
| SEWAGE DISPOSAL FACILITY COST PARTICIPATION | <u>143,000.00</u> | |
| | | 49,814,433.36 |
| UTILITY ADJUSTMENTS: | | |
| WHITEMARSH BOULEVARD TO SUSQUEHANNA RIVER | \$ 404,082.39 | |
| SUSQUEHANNA RIVER TO DELAWARE STATE LINE | <u>254,146.25</u> | |
| ENGINEERING (INCLUDES REIMBURSEMENT TO STATE ROADS COMMISSION FOR COSTS INCURRED ON NORTHEASTERN ROUTE) | | 658,228.64 |
| | | 7,722,489.01 |
| ADMINISTRATIVE AND LEGAL EXPENSES | | 682,905.89 |
| MAINTENANCE AND OFFICE EQUIPMENT AND INITIAL SUPPLIES | | 433,489.50 |
| FINANCING EXPENSES | | 84,678.90 |
| BOND INTEREST (MARCH 22, 1962 TO JANUARY 1, 1965) | | <u>8,470,687.50</u> |
| TOTAL | | <u>\$74,256,466.48</u> |

NOTE: BOND DISCOUNT OF \$1,850,000 IS NOT REFLECTED IN THE COSTS SHOWN ABOVE. INCOME OF \$3,063,913.88 FROM INVESTMENT OF BOND FUNDS AND \$47,533.24 FROM SALE OF PLANS, ETC., HAS NOT BEEN APPLIED IN REDUCTION OF THE COSTS ABOVE.

EXHIBIT F
SCHEDULE 1

STATE ROADS COMMISSION OF MARYLAND
AND
(MARYLAND NATIONAL BANK, TRUSTEE)

STATE OF MARYLAND JOHN F. KENNEDY MEMORIAL HIGHWAY
SCHEDULE OF CAPITAL PROPERTIES - IMPROVEMENT COSTS
AS OF DECEMBER 31, 1970

CONSTRUCTION:

| | | |
|---|---------------------|----------------------------|
| WIDENING TOLL PLAZA, ADDING FOUR TOLL ISLANDS, ADDITIONAL TOLL COLLECTION EQUIPMENT, AND CONSTRUCTING ADDITIONAL PARKING FACILITIES | \$ 653,300.15 | |
| ALTERATIONS TO SERVICE STATION AND CONSTRUCTION OF STORAGE BUILDING | 162,625.00 | } <i>2</i> |
| REVISIONS AND ADJUSTMENTS TO EQUIPMENT AND ELECTRICAL SYSTEM - MARYLAND HOUSE | 226,905.27 | |
| CONSTRUCTION OF GIFT SHOP AT THE MARYLAND HOUSE | 30,144.96 | |
| MURALS - MARYLAND HOUSE | 31,000.00 | |
| MAINTENANCE STORAGE BUILDING | 40,749.56 | |
| ERECTION OF PROTECTIVE FENCING | 6,326.50 | |
| ERECTION OF MEDIAN GUARD RAIL | 6,485.49 | |
| ERECTION AND LIGHTING OF MEDIAN BARRIER ON SUSQUEHANNA RIVER BRIDGE | 583,402.57 | |
| SIGN CONSTRUCTION | 1,945.99 | |
| WIDENING OF HIGHWAY TO THREE LANES: | | |
| WHITEMARSH BOULEVARD TO SUSQUEHANNA RIVER | \$ 1,432,755.05 | |
| SUSQUEHANNA RIVER TO DELAWARE STATE LINE | <u>3,962,112.19</u> | |
| | <u>5,394,867.24</u> | <i>- C</i> |
| | | \$ 7,137,752.73 |
| ENGINEERING | | 2,052,437.55 <i>A</i> |
| ADMINISTRATIVE AND LEGAL EXPENSES | | 18,062.15 |
| GENERAL OPERATING EQUIPMENT | | 16,730.10 <i>B-1</i> |
| LAND AND RIGHTS-OF-WAY: | | |
| WHITEMARSH BOULEVARD TO SUSQUEHANNA RIVER | \$ 113,093.50 | |
| SUSQUEHANNA RIVER TO DELAWARE STATE LINE | <u>125,137.43</u> | |
| | | <u>238,230.93</u> <i>a</i> |
| TOTAL | | <u>\$ 9,463,213.46</u> |

STATE ROADS COMMISSION OF MARYLAND
(MARYLAND NATIONAL BANK, TRUSTEE)

STATE OF MARYLAND JOHN F. KENNEDY MEMORIAL HIGHWAY
SCHEDULE OF RESERVES (CREATED UNDER ARTICLE V OF TRUST AGREEMENT)
FOR THE MONTH OF DECEMBER 1970 AND FOR THE YEAR ENDED DECEMBER 31, 1970

| MONTH OF DECEMBER 1970 | RESERVE | | SINKING FUND | | | IMPROVEMENT FUND |
|--|----------------|------------------|-----------------------|-----------------|--------------------|------------------|
| | REVENUE FUND | MAINTENANCE FUND | BOND INTEREST ACCOUNT | RESERVE ACCOUNT | REDEMPTION ACCOUNT | |
| BALANCE, DECEMBER 1, 1970 | \$ 563,666.65 | \$1,221,356.93 | \$1,077,284.53 | \$4,304,273.37 | \$ 11,733.25 | \$16,597,077.65 |
| ADDITIONS: | | | | | | |
| TOTAL INCOME (EXHIBITS A-1 AND A-2) | \$ 991,937.55 | \$ 350.84 | - | - | - | - |
| TRANSFER FROM REVENUE FUND | - | - | \$ 831,706.01 | - | - | - |
| INCOME FROM INVESTMENTS | - | - | 35,368.66 | - | - | \$ 1,174.17 |
| TOTAL ADDITIONS | \$ 991,937.55 | \$ 350.84 | \$ 867,074.67 | - | - | \$ 1,741.17 |
| TOTAL | \$1,555,604.20 | \$1,221,707.77 | \$1,944,359.20 | \$4,304,273.37 | \$ 11,733.25 | \$16,598,818.82 |
| DEDUCTIONS: | | | | | | |
| REQUISITIONS FOR OPERATION, MAINTENANCE AND GENERAL EXPENSES, AND IMPROVEMENTS | \$ 178,532.64 | \$ 6,523.33 | - | - | - | \$ 955,212.43 |
| INTEREST DUE JANUARY 1, 1971 | - | - | \$1,075,642.30 | - | - | - |
| TRANSFER TO SINKING FUND-BOND INTEREST ACCOUNT | 831,706.01 | - | - | - | - | - |
| TOTAL DEDUCTIONS | \$1,010,238.65 | \$ 6,523.33 | \$1,075,642.30 | - | - | \$ 955,212.43 |
| BALANCE, DECEMBER 31, 1970 | \$ 545,365.55 | \$1,215,184.44 | \$ 868,716.90 | \$4,304,273.37 | \$ 11,733.25 | \$15,643,606.39 |

STATE ROADS COMMISSION OF MARYLAND
(MARYLAND NATIONAL BANK, TRUSTEE)

STATE OF MARYLAND JOHN F. KENNEDY MEMORIAL HIGHWAY
SCHEDULE OF RESERVES (CREATED UNDER ARTICLE V OF TRUST AGREEMENT)
FOR THE MONTH OF DECEMBER 1970, AND FOR THE YEAR ENDED DECEMBER 31, 1970

| YEAR ENDED DECEMBER 31, 1970 | RESERVE | | | SINKING FUND | | IMPROVEMENT FUND |
|---|-----------------|------------------|-----------------------|-----------------|--------------------|------------------|
| | REVENUE FUND | MAINTENANCE FUND | BOND INTEREST ACCOUNT | RESERVE ACCOUNT | REDEMPTION ACCOUNT | |
| BALANCE, JANUARY 1, 1970 | \$ 532,231.95 | \$ 879,974.20 | \$ 1,018,029.83 | \$ 1,423,995.52 | \$ 290.21 | \$ 14,139,088.96 |
| ADDITIONS: | | | | | | |
| TOTAL INCOME (EXHIBITS A-1 AND A-2) | \$13,043,105.17 | \$ 13,707.41 | - | - | - | - |
| INCOME FROM INVESTMENTS | - | 96,599.82 | \$ 80,361.82 | \$ 241,295.09 | - | \$ 1,240,155.18 |
| TRANSFER FROM REVENUE FUND | - | 400,000.00 | 1,937,083.44 | - | \$ 857,990.00 | 7,729,292.01 |
| TRANSFER FROM SINKING FUND - RESERVE ACCOUNT | - | - | - | - | 361,017.24 | - |
| TOTAL ADDITIONS | \$13,043,105.17 | \$ 510,307.23 | \$ 2,017,145.26 | \$ 241,295.09 | \$ 1,219,007.24 | \$ 8,969,447.19 |
| TOTAL | \$13,575,337.12 | \$ 1,390,281.43 | \$ 3,035,475.09 | \$ 4,665,290.61 | \$ 1,219,297.45 | \$ 23,108,536.15 |
| DEDUCTIONS: | | | | | | |
| REQUISITIONS FOR OPERATIONS, MAINTENANCE AND GENERAL EXPENSES, AND IMPROVEMENTS | \$ 2,105,606.12 | \$ 175,096.99 | - | - | - | \$ 7,464,929.76 |
| PAYMENT OF INTEREST | - | - | \$ 2,154,570.67 | - | - | - |
| NORTHEASTERN EXPRESSWAY REVENUE BONDS PURCHASED (PRINCIPAL AMOUNT \$1,343,000.00) | - | - | - | - | \$ 1,207,564.20 | - |
| ACCRUED INTEREST ON NORTHEASTERN EXPRESSWAY REVENUE BONDS PURCHASED | - | - | 12,187.52 | - | - | - |
| TRANSFER TO SINKING FUND: | | | | | | |
| BOND INTEREST ACCOUNT | 1,937,083.44 | - | - | - | - | - |
| REDEMPTION ACCOUNT | 857,990.00 | - | - | \$ 361,017.24 | - | - |
| TRANSFER TO RESERVE MAINTENANCE FUND | 400,000.00 | - | - | - | - | - |
| TRANSFER TO IMPROVEMENT FUND | 7,729,292.01 | - | - | - | - | - |
| TOTAL DEDUCTIONS | \$13,029,971.57 | \$ 175,096.99 | \$ 2,166,758.19 | \$ 361,017.24 | \$ 1,207,564.20 | \$ 7,464,929.76 |
| BALANCE, DECEMBER 31, 1970 | \$ 545,365.55 | \$ 1,215,184.44 | \$ 868,716.90 | \$ 4,304,273.37 | \$ 11,733.25 | \$ 15,643,606.39 |

STATE ROADS COMMISSION OF MARYLAND
(MARYLAND NATIONAL BANK, TRUSTEE)

SUMMARY OF THE STATE OF MARYLAND JOHN F. KENNEDY MEMORIAL HIGHWAY TRAFFIC VOLUME AND INCOME (REVENUE FUND TRANSACTIONS ONLY) THROUGH DECEMBER 31, 1970

| CALENDAR YEAR ENDED DECEMBER 31 | TRAFFIC VOLUME* | | | | | | | | INCOME | | | | |
|------------------------------------|------------------------|------------------------|------------------------|------------------------|------------------------|------------------------|------------------------|------------------------|------------------------|------------------------|----------------------|------------------------|-----------------|
| | BARRIER AUTOMOBILES | | | | RAMPS AUTOMOBILES | | | | TOLLS | | | | |
| | AND LIGHT | | HEAVY | | AND LIGHT | | HEAVY | | BARRIER AUTOMOBILES | | RAMPS AUTOMOBILES | | TOTAL INCOME |
| | COMMERCIAL VEHICLES | COMMERCIAL VEHICLES | COMMERCIAL VEHICLES | COMMERCIAL VEHICLES | COMMERCIAL VEHICLES | COMMERCIAL VEHICLES | COMMERCIAL VEHICLES | COMMERCIAL VEHICLES | COMMERCIAL VEHICLES | COMMERCIAL VEHICLES | CONCESSIONS | OTHER | |
| 1963# | 623,783 | 70,731 | 79,353 | 2,186 | \$ 618,172.00 | \$ 113,241.75 | \$ 27,704.25 | \$ 1,408.50 | \$ 760,526.50 | \$ 35,224.68 | \$ 1,454.23 | \$ 797,205.41 | |
| 1964 | 5,325,525 | 830,666 | 657,115 | 29,447 | 5,289,031.00 | 1,353,967.75 | 220,051.00 | 18,503.00 | 6,881,552.75 | 972,665.29 | 38,286.81 | 7,892,504.85 | |
| 1965 | 6,189,951 | 1,046,601 | 728,489 | 45,348 | 6,149,337.00 | 1,744,076.50 | 245,559.50 | 29,650.00 | 8,168,623.00 | 1,167,514.17 | 33,329.00 | 9,369,466.17 | |
| 1966 | 6,493,443 | 1,076,433 | 947,792 | 60,976 | 6,449,719.00 | 1,810,661.75 | 244,575.25 | 37,064.50 | 8,542,020.50 | 1,280,398.81 | 38,526.29 | 9,860,945.60 | |
| 1967 | 6,973,491 | 1,208,341 | 1,172,336 | 58,561 | 6,924,868.00 | 2,057,592.75 | 300,442.25 | 36,733.75 | 9,319,636.75 | 1,349,175.78 | 25,323.51 | 10,694,136.04 | |
| 1968 | 7,406,438 | 1,430,734 | 1,416,364 | 63,090 | 6,911,061.70 | 2,302,327.95 | 352,559.75 | 39,366.75 | 9,605,316.15 | 1,439,465.91 | 44,093.17 | 11,088,875.23 | |
| 1969: | | | | | | | | | | | | | |
| JANUARY | 498,568 | 123,898 | 106,078 | 4,492 | \$ 445,167.00 | \$ 191,729.90 | \$ 25,772.25 | \$ 2,838.00 | \$ 665,507.15 | \$ 123,742.83 | \$ 11,756.57 | \$ 801,006.55 | |
| FEBRUARY | 464,864 | 114,855 | 101,739 | 4,463 | 414,977.40 | 178,256.75 | 24,761.00 | 2,792.50 | 620,787.65 | 98,651.64 | 2,557.61 | 721,996.90 | |
| MARCH | 553,197 | 136,202 | 122,672 | 5,569 | 493,977.60 | 210,667.70 | 29,884.00 | 3,326.00 | 737,855.30 | 92,421.60 | 1,604.62 | 831,881.52 | |
| APRIL | 707,605 | 144,319 | 140,660 | 4,874 | 632,813.40 | 222,303.45 | 34,343.75 | 2,941.75 | 892,402.35 | 120,928.01 | 1,888.96 | 1,015,219.32 | |
| MAY | 651,281 | 146,570 | 150,842 | 4,578 | 582,015.60 | 225,964.15 | 36,834.75 | 2,708.00 | 847,522.50 | 151,082.78 | 3,799.62 | 1,002,404.90 | |
| JUNE | 787,642 | 155,488 | 156,845 | 4,317 | 704,646.90 | 238,199.10 | 38,271.00 | 2,555.75 | 983,672.75 | 125,700.28 | 2,676.13 | 1,112,049.16 | |
| JULY | 878,915 | 151,504 | 167,487 | 4,665 | 786,592.80 | 230,200.15 | 40,964.75 | 2,779.50 | 1,060,537.20 | 168,434.78 | 3,430.49 | 1,232,402.47 | |
| AUGUST | 999,022 | 154,858 | 183,533 | 4,909 | 894,628.80 | 233,810.70 | 44,947.75 | 2,992.25 | 1,176,379.50 | 183,372.40 | 4,826.49 | 1,364,578.39 | |
| SEPTEMBER | 672,069 | 145,454 | 144,420 | 4,515 | 600,561.90 | 224,324.75 | 35,342.00 | 2,763.75 | 862,992.40 | 194,359.64 | 3,198.08 | 1,060,550.12 | |
| OCTOBER | 619,644 | 152,302 | 149,612 | 5,455 | 553,365.90 | 237,408.15 | 36,555.50 | 3,314.25 | 830,643.80 | 113,767.82 | 2,281.78 | 946,693.40 | |
| NOVEMBER | 704,571 | 139,171 | 153,380 | 4,178 | 630,088.20 | 215,324.40 | 37,457.50 | 2,556.00 | 885,426.10 | 152,346.21 | 3,227.33 | 1,040,999.64 | |
| DECEMBER | 618,397 | 137,878 | 141,536 | 3,535 | 552,642.30 | 213,432.35 | 34,533.25 | 2,182.50 | 802,790.40 | 126,482.79 | 2,627.15 | 931,900.34 | |
| TOTAL | 8,155,775 | 1,702,499 | 1,718,864 | 55,550 | \$7,291,477.80 | \$2,621,621.55 | \$419,667.50 | \$33,750.25 | \$10,366,517.10 | \$1,651,290.78 | \$43,874.83 | \$12,061,682.71 | |
| 1970: | | | | | | | | | | | | | |
| JANUARY | 517,116 | 138,882 | 132,486 | 3,445 | \$ 461,351.70 | \$ 216,685.60 | \$ 32,211.00 | \$ 2,232.75 | \$ 712,481.05 | \$ 138,834.14 | \$ 16,428.90 | \$ 867,744.09 | |
| FEBRUARY | 540,301 | 135,752 | 130,212 | 3,924 | 481,985.10 | 211,372.65 | 31,710.00 | 2,424.00 | 727,491.75 | 105,829.85 | 3,358.10 | 836,679.70 | |
| MARCH | 698,085 | 157,429 | 156,886 | 5,173 | 622,771.20 | 244,266.25 | 38,185.25 | 3,193.50 | 908,416.20 | 108,586.73 | 2,328.82 | 1,019,331.75 | |
| APRIL | 681,234 | 150,661 | 163,348 | 5,547 | 608,803.20 | 243,778.00 | 39,771.50 | 3,407.50 | 895,760.20 | 150,403.69 | 2,017.37 | 1,048,181.26 | |
| MAY | 754,670 | 162,008 | 178,145 | 6,223 | 674,800.20 | 248,554.25 | 43,433.50 | 3,767.50 | 970,555.45 | 152,267.90 | 3,744.61 | 1,126,567.96 | |
| JUNE | 805,005 | 175,452 | 179,333 | 6,410 | 720,192.60 | 268,922.15 | 43,840.25 | 3,867.25 | 1,036,822.25 | 144,431.58 | 2,709.03 | 1,183,962.86 | |
| JULY | 958,178 | 171,025 | 192,882 | 6,403 | 857,861.10 | 259,529.70 | 47,143.50 | 3,823.75 | 1,168,358.05 | 173,444.24 | 3,064.60 | 1,344,866.89 | |
| AUGUST | 1,008,113 | 171,606 | 204,862 | 7,468 | 902,889.00 | 259,900.30 | 49,971.00 | 4,468.25 | 1,217,228.55 | 188,561.63 | 4,702.64 | 1,410,492.82 | |
| SEPTEMBER | 737,028 | 162,284 | 161,680 | 9,491 | 659,187.00 | 250,021.40 | 39,321.25 | 5,975.75 | 954,505.40 | 195,571.40 | 2,967.22 | 1,153,044.02 | |
| OCTOBER | 657,466 | 158,698 | 159,057 | 8,226 | 587,665.80 | 246,100.80 | 38,743.25 | 5,110.50 | 877,620.35 | 161,477.77 | 1,373.06 | 1,040,471.18 | |
| NOVEMBER | 698,845 | 144,399 | 153,358 | 7,104 | 624,996.90 | 223,942.20 | 37,284.25 | 4,635.25 | 890,858.60 | 123,789.14 | 5,177.35 | 1,019,825.09 | |
| DECEMBER | 664,199 | 149,481 | 168,013 | 2,577 | 593,929.80 | 232,809.70 | 40,899.25 | 1,638.75 | 869,277.50 | 122,076.31 | 583.74 | 991,937.55 | |
| TOTAL | 8,720,240 | 1,885,757 | 1,980,262 | 71,991 | \$7,796,433.60 | \$2,905,883.00 | \$432,514.00 | \$44,544.75 | \$11,229,375.35 | \$1,765,274.38 | \$48,455.44 | \$13,043,105.17 | |

*DOES NOT INCLUDE PROJECT PATROL CARS, CONSTRUCTION AND MAINTENANCE VEHICLES.
#HIGHWAY OPENED NOVEMBER 15, 1963.