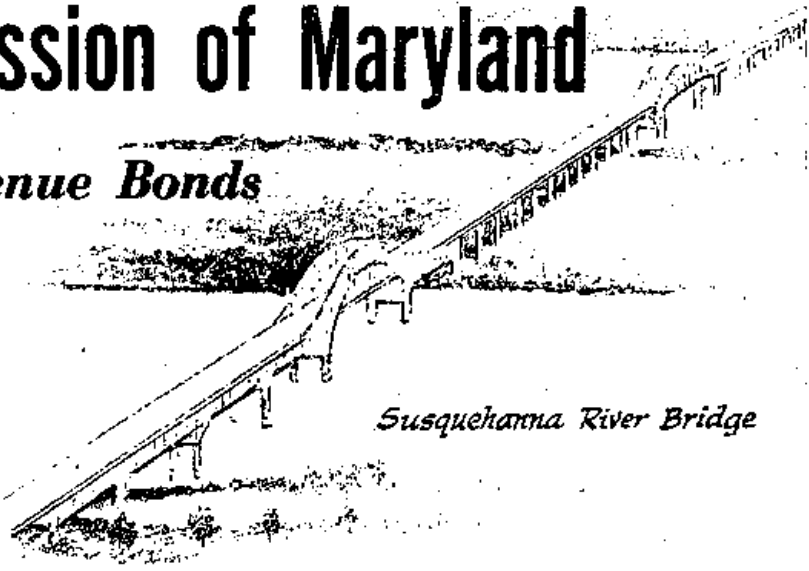



State Roads Commission of Maryland

Bridge and Tunnel Revenue Bonds



Susquehanna River Bridge




BALTIMORE HARBOR TUNNEL

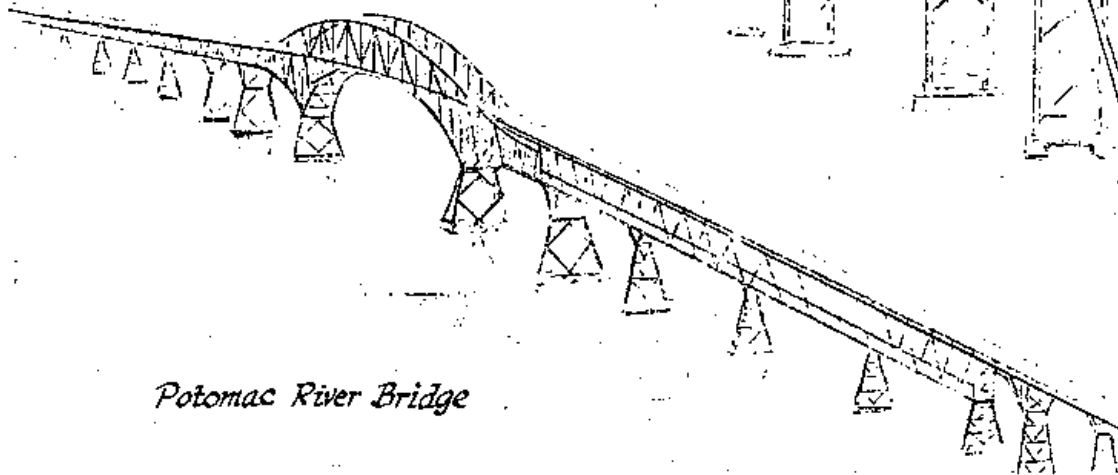
Patapsco Tunnel

Financial Report

SEPTEMBER 1962



Chesapeake Bay Bridge



Potomac River Bridge



COMMISSION MEMBERS

JOHN B. FUNK
CHAIRMAN OF COMMISSION
AND DIRECTOR OF HIGHWAYS

PAUL J. BAILEY
HARLEY P. BRINSFIELD
LANSDALE G. CLAGETT
THOMAS N. KAY
JOHN J. McMULLEN
WILLIAM B. OWINGS

TOLL FACILITIES DIVISION

L. J. O'DONNELL
DIVISION CHIEF

J. H. WEBSTER
CHIEF, BUREAU OF MAINTENANCE

BALTIMORE HARBOR TUNNEL
CHESAPEAKE BAY BRIDGE
POTOMAC RIVER BRIDGE
SUSQUEHANNA RIVER BRIDGE

STATE OF MARYLAND

STATE ROADS COMMISSION

TOLL FACILITIES DIVISION

HARBOR TUNNEL PLAZA

P. O. BOX 1593, BALTIMORE 3, MD.

OCTOBER 22, 1962

MARYLAND NATIONAL BANK, TRUSTEE
J. E. GREINER COMPANY, CONSULTING ENGINEER
ALEX. BROWN & SONS ET AL
BALTIMORE, MARYLAND

GENTLEMEN:

THIS REPORT IS SUBMITTED IN CONFORMITY WITH THE PROVISIONS OF SECTION 712 OF ARTICLE VII OF THE TRUST AGREEMENT, DATED OCTOBER 1, 1954, BY AND BETWEEN THE STATE ROADS COMMISSION OF MARYLAND AND THE MARYLAND NATIONAL BANK, TRUSTEE. INCOME, EXPENSES, AND OTHER INFORMATION RELATING TO THE SUSQUEHANNA RIVER TOLL BRIDGE, THE POTOMAC RIVER TOLL BRIDGE, THE CHESAPEAKE BAY TOLL BRIDGE AND THE PATAPSCO TUNNEL ARE SHOWN FOR THE MONTH OF SEPTEMBER 1962 - AND FOR THE FISCAL YEAR ENDED SEPTEMBER 30, 1962. THE REPORT ALSO INCLUDES A STATEMENT SHOWING THE APPLICATION OF FUNDS DERIVED FROM SALE OF \$180,000,000 PAR VALUE BRIDGE AND TUNNEL REVENUE BONDS ISSUED TO PROVIDE FUNDS FOR THE REDEMPTION OF OUTSTANDING STATE OF MARYLAND BRIDGE REVENUE BONDS (SERIES 1948) AND FOR THE COST OF CONSTRUCTING THE PATAPSCO TUNNEL PROJECT, INCLUDING FINANCING COSTS.

THE EXHIBITS CONTAINED IN THE REPORT ARE:

- COMBINED STATEMENT OF INCOME AND EXPENSES OF THE SUSQUEHANNA RIVER TOLL BRIDGE, POTOMAC RIVER TOLL BRIDGE, CHESAPEAKE BAY TOLL BRIDGE AND PATAPSCO TUNNEL FOR THE MONTH OF SEPTEMBER 1962 EXHIBIT A
 - EXPENSES, EXCLUDING GENERAL AND ADMINISTRATIVE EXPENSES SCHEDULE 1
 - GENERAL AND ADMINISTRATIVE EXPENSES SCHEDULE 2
- COMBINED STATEMENT OF INCOME AND EXPENSES, OF THE SUSQUEHANNA RIVER TOLL BRIDGE, POTOMAC RIVER TOLL BRIDGE, CHESAPEAKE BAY TOLL BRIDGE AND PATAPSCO TUNNEL FOR THE FISCAL YEAR ENDED SEPTEMBER 30, 1962 EXHIBIT B
 - EXPENSES, EXCLUDING GENERAL AND ADMINISTRATIVE EXPENSES SCHEDULE 1
 - GENERAL AND ADMINISTRATIVE EXPENSES SCHEDULE 2
- STATEMENT OF TRAFFIC VOLUME AND TOLL INCOME, SUSQUEHANNA RIVER TOLL BRIDGE, FOR THE MONTHS OF SEPTEMBER 1962 AND 1961, AND FOR THE FISCAL YEARS ENDED SEPTEMBER 30, 1962 AND 1961 EXHIBIT C
- STATEMENT OF TRAFFIC VOLUME AND TOLL INCOME, POTOMAC RIVER TOLL BRIDGE, FOR THE MONTHS OF SEPTEMBER 1962 AND 1961, AND FOR THE FISCAL YEAR ENDED SEPTEMBER 30, 1962 AND 1961 EXHIBIT D

STATEMENT OF TRAFFIC VOLUME AND TOLL INCOME, CHESAPEAKE BAY TOLL BRIDGE, FOR THE MONTHS OF SEPTEMBER 1962 AND 1961, AND FOR THE FISCAL YEARS ENDED SEPTEMBER 30, 1962 AND 1961	EXHIBIT E
STATEMENT OF TRAFFIC VOLUME AND TOLL INCOME, PATAPSCO TUNNEL, FOR THE MONTHS OF SEPTEMBER 1962 AND 1961, AND FOR THE FISCAL YEARS ENDED SEPTEMBER 30, 1962 AND 1961..	EXHIBIT F
STATEMENT OF RESERVES (CREATED UNDER ARTICLE V OF TRUST AGREEMENT) FOR THE MONTH OF SEPTEMBER 1962, AND FOR THE FISCAL YEAR ENDED SEPTEMBER 30, 1962	EXHIBIT G
STATEMENT SHOWING DEPOSITS AND WITHDRAWALS, FUNDS CREATED UNDER ARTICLE V OF THE TRUST AGREEMENT, FOR THE MONTH OF SEPTEMBER 1962	EXHIBIT H
STATEMENT SHOWING DEPOSITS AND WITHDRAWALS, PATAPSCO TUNNEL CONSTRUCTION FUND FOR THE MONTH OF SEPTEMBER 1962 AND FOR THE PERIOD FROM DECEMBER 7, 1954, THROUGH SEPTEMBER 30, 1962	EXHIBIT I
BRIDGE AND TUNNEL REVENUE BONDS - BALANCE SHEET, SEPTEMBER 30, 1962	EXHIBIT J
STATEMENT SHOWING BRIDGE AND TUNNEL REVENUE BONDS DATED OCTOBER 1, 1954, ISSUED, PAID, PURCHASED OR REDEEMED AT SEPTEMBER 30, 1962	EXHIBIT K
CHART OF INCOME, SUSQUEHANNA RIVER TOLL BRIDGE, POTOMAC RIVER TOLL BRIDGE, CHESAPEAKE BAY TOLL BRIDGE AND PATAPSCO TUNNEL	EXHIBIT L
STATEMENT OF ANNUAL TOLL INCOME AND TRAFFIC VOLUME, WITH RESULTING PERCENTAGES, FOR THE SUSQUEHANNA RIVER TOLL BRIDGE, AUGUST 28, 1940, TO SEPTEMBER 30, 1962; THE POTOMAC RIVER TOLL BRIDGE, DECEMBER 15, 1940, TO SEPTEMBER 30, 1962; THE CHESAPEAKE BAY TOLL BRIDGE, JULY 30, 1952, TO SEPTEMBER 30, 1962; AND THE PATAPSCO TUNNEL, NOVEMBER 30, 1957, TO SEPTEMBER 30, 1962	EXHIBIT M

THE FOLLOWING COMMENTS ALSO ARE SUBMITTED:

INCOME AND EXPENSES

INCOME

A SUMMARY OF THE INCOME FROM THE PROJECTS REFLECTED IN THE REVENUE FUND FOR THE MONTHS OF SEPTEMBER 1962 AND 1961, AND FOR THE FISCAL YEARS ENDED SEPTEMBER 30, 1962 AND 1961, AND COMPARISONS IS AS FOLLOWS:

 FACILITIES				TOTAL
	SUSQUEHANNA RIVER	POTOMAC RIVER	CHESAPEAKE BAY	PATAPSCO TUNNEL	
MONTH OF SEPTEMBER, 1962 ..	\$ 216,229.53	\$ 303,859.85	\$ 409,420.05	\$ 612,133.60	\$ 1,541,643.03
MONTH OF SEPTEMBER, 1961 ..	209,819.27	271,695.10	407,787.74	632,588.85	1,521,890.96
INCREASE	\$ 6,410.26	\$ 32,164.75	\$ 1,632.31	\$ 20,455.25*	\$ 19,752.07
FISCAL YEAR ENDED SEPTEMBER 30, 1962	\$2,302,958.39	\$3,605,470.27	\$4,449,168.71	\$7,194,547.06	\$17,552,144.43
FISCAL YEAR ENDED SEPTEMBER 30, 1961	2,184,235.93	3,073,374.31	4,632,098.04	6,212,105.59	16,101,813.87
INCREASE	\$ 118,722.46	\$ 532,095.96	\$ 182,929.33*	\$ 982,441.47	\$ 1,450,330.56

EXPENSES

A SUMMARY OF THE EXPENSES OF ALL PROJECTS PAID FROM THE REVENUE FUND AND FROM THE OPERATIONS RESERVE FUND IS AS FOLLOWS:

* INDICATES RED FIGURE.

	REVENUE	OPERATIONS	TOTAL
	FUND	RESERVE	
MONTH OF SEPTEMBER 1962	\$ 173,291.62	\$119,524.21	\$ 292,815.83
MONTH OF SEPTEMBER 1961	156,661.74	14,422.67	171,084.41
INCREASE	\$ 16,629.88	\$105,101.54	\$ 121,731.42
FISCAL YEAR ENDED SEPTEMBER 30, 1962	\$2,151,208.04	\$526,292.89	\$2,677,500.93
FISCAL YEAR ENDED SEPTEMBER 30, 1961	2,082,209.08	521,028.90	2,603,237.98
INCREASE	\$ 68,998.96	\$ 5,263.99	\$ 74,262.95

NET INCOME

NET INCOME OF \$1,248,827.20 FOR SEPTEMBER 1962, COMPARED WITH \$1,350,806.55 FOR SEPTEMBER 1961, SHOWS A DECREASE OF \$101,979.35. NET INCOME OF \$14,874,643.50 FOR THE FISCAL YEAR ENDED SEPTEMBER 30, 1962 COMPARED WITH \$13,498,575.89 FOR THE FISCAL YEAR ENDED SEPTEMBER 30, 1961, REFLECTS AN INCREASE OF \$1,376,067.61.

INCOME FROM THE FACILITIES IS DETERMINED ON AN ACCRUAL BASIS, WHILE EXPENSES OF OPERATIONS AND MAINTENANCE ARE RECORDED ON A CASH BASIS. FUND TRANSFERS MADE TO ESTABLISH SINKING FUND AND OPERATIONS RESERVES REQUIRED UNDER TRUST AGREEMENT PROVISIONS ARE NOT REFLECTED IN NET INCOME.

MARYLAND TOLL REVENUE PROJECTS REVENUE FUND

ALL TOLLS AND OTHER REVENUE DERIVED THROUGH THE OPERATIONS OF THE TOLL PROJECTS ARE DEPOSITED IN THIS FUND, WHICH LIKEWISE IS CHARGED WITH CURRENT EXPENSES INCURRED IN THE MAINTENANCE, REPAIR AND OPERATIONS OF THE TOLL PROJECTS.

AT SEPTEMBER 30, 1962, CASH ON DEPOSIT OF \$451,200.00 IN THE MARYLAND TOLL REVENUE PROJECTS REVENUE FUND PROVIDED A RESERVE EQUAL TO 20% OF THE ANNUAL BUDGET FOR CURRENT EXPENSES.

UNDER THE PROVISIONS OF ARTICLE V OF THE TRUST AGREEMENT OF OCTOBER 1, 1954, THE TRUSTEE IS REQUIRED, ON OR BEFORE THE 20TH DAY OF EACH MONTH, TO EFFECT CERTAIN TRANSFERS FROM THE MARYLAND TOLL REVENUE PROJECTS REVENUE FUND TO OTHER DESIGNATED FUNDS. THE TRUSTEE REPORTED THAT ON OCTOBER 8, 1962, TRANSFER WAS MADE TO THE MARYLAND TOLL REVENUE PROJECTS INTEREST AND SINKING FUND - BOND SERVICE ACCOUNT IN THE AMOUNT OF \$1,271,538.44. THIS TRANSFER WAS RECORDED BY THE COMMISSION AS OF SEPTEMBER 30, 1962, AND IS SO REPORTED IN THE ACCOMPANYING EXHIBITS.

INTEREST AND SINKING FUND

BOND SERVICE ACCOUNT

CASH TRANSFER IS MADE TO THIS ACCOUNT FROM THE MARYLAND TOLL REVENUE PROJECTS REVENUE FUND AFTER PROVIDING A RESERVE EQUAL TO 20% OF THE ANNUAL BUDGET FOR CURRENT EXPENSES. AT SEPTEMBER 30, 1962, THERE WAS A CASH BALANCE OF \$1,390,418.96 IN THIS ACCOUNT. THE CURRENT MAXIMUM REQUIREMENT IS \$3,808,610.00 OF WHICH \$1,708,610.00 IS FOR INTEREST PAYABLE APRIL 1, 1963 ON BONDS OUTSTANDING AT SEPTEMBER 30, 1962 AND \$2,100,000.00 FOR SERIAL BONDS MATURING OCTOBER 1, 1963.

FUNDS FOR THE PAYMENT OF \$2,040,000.00 OF SERIAL BONDS MATURING OCTOBER 1, 1962, AND \$1,727,990.00 OF INTEREST PAYABLE OCTOBER 1, 1962, WERE PAID TO THE PAYING AGENTS ON SEPTEMBER 28, 1962. THESE FUNDS AND THE CORRESPONDING LIABILITIES ARE NOT REFLECTED IN EXHIBIT J AND K OF THE REPORT.

RESERVE ACCOUNT

AT SEPTEMBER 30, 1962, THERE WAS A BALANCE OF \$6,911,960.00 IN THIS ACCOUNT, REPRESENTED BY INVESTMENTS IN UNITED STATES OBLIGATIONS OF \$6,919,476.56 LESS EXCESS OF WITHDRAWALS OVER DEPOSITS OF \$7,516.56. THE CURRENT MAXIMUM REQUIREMENT IN THE RESERVE ACCOUNT IS \$6,834,440.00 THE EQUIVALENT OF TWO YEARS INTEREST ON ALL BONDS OUTSTANDING AT SEPTEMBER 30, 1962.

REDEMPTION ACCOUNT

THIS ACCOUNT IS CREDITED WITH ANY BALANCE IN THE REVENUE FUND AFTER PROVISION IS MADE FOR REQUIREMENTS OF THE REVENUE FUND, THE BOND SERVICE ACCOUNT, THE RESERVE ACCOUNT AND THE OPERATIONS RESERVE FUND. AT SEPTEMBER 30, 1962, THERE WAS A CASH BALANCE IN THE ACCOUNT OF \$1,692,385.20.

OPERATIONS RESERVE FUND

AFTER MAKING PROVISION IN THE REVENUE FUND, THE BOND SERVICE ACCOUNT AND THE RESERVE ACCOUNT FOR THE MAXIMUM REQUIREMENT OF SUCH FUND OR ACCOUNT, ANY BALANCE REMAINING IN THE REVENUE FUND SHALL BE WITHDRAWN AND PLACED IN THE OPERATIONS RESERVE FUND UNTIL THE SUM OF \$286,000.00 HAS BEEN DEPOSITED FOR THE FISCAL YEAR 1961-1962, AND AS MAY THEREAFTER BE REQUIRED IN CONFORMITY WITH THE PROVISION OF SECTION 514 OF THE TRUST AGREEMENT.

MONEYS IN THE OPERATIONS RESERVE FUND ARE USED FOR PAYING THE COST OF UNUSUAL OR EXTRAORDINARY MAINTENANCE OR REPAIRS, MAINTENANCE OR REPAIRS NOT RECURRING ANNUALLY, AND RENEWALS AND REPLACEMENTS, THE COST OF REPLACING EQUIPMENT, THE COST OF REPAIRS OR REPLACEMENTS RESULTING FROM AN EMERGENCY CAUSED BY SOME EXTRAORDINARY OCCURRENCE, CERTAIN ENGINEERING EXPENSES AND PREMIUMS ON INSURANCE.

MONEYS IN THE OPERATIONS RESERVE FUND ARE TO BE USED FOR THE PAYMENT OF INTEREST ON AND PRINCIPAL OF THE BONDS IF AT ANY TIME MONEYS IN THE BONDS SERVICE ACCOUNT AND RESERVE ACCOUNT ARE INSUFFICIENT FOR SUCH PURPOSE.

A SUMMARY OF THE TRANSACTIONS IN THE FUND THROUGH SEPTEMBER 30, 1962 FOLLOWS:

	FISCAL YEAR ENDED <u>SEPTEMBER 30, 1962</u>	DECEMBER 7, 1954 THROUGH <u>SEPTEMBER 30, 1962</u>
BALANCE AT BEGINNING OF PERIOD, INCLUDING CASH AND INVESTMENTS ..	\$3,723,060.11	-
RECEIPTS:		
TRANSFER FROM OPERATIONS RESERVE FUND (ESTABLISHED UNDER TRUSTEE AGREEMENT DATED OCTOBER 1, 1948)	-	\$ 852,195.80
TRANSFER FROM REVENUE FUND	286,000.00	6,519,640.00
RETURN PREMIUM - PUBLIC LIABILITY INSURANCE	-	437.29
RETURN PREMIUM - FAITHFUL PERFORMANCE BLANKET POSITION BOND ...	-	883.39
RETURN PREMIUM - USE AND OCCUPANCY INSURANCE	-	2,914.53
PROPERTY DAMAGE RECOVERY	11,744.97	49,826.01
INCOME FROM INVESTMENTS	103,460.14	711,574.51
SALE OF PROPERTY	614.66	14,385.61
REIMBURSEMENTS FOR USE OF EQUIPMENT	-	12.37
SALE OF PLANS AND SPECIFICATIONS	-	135.00
REFUNDS OF PAYMENT IN CONNECTIONS WITH ACQUISITIONS OF RIGHTS- OF-WAY	-	15,000.00
FROM PATAPSCO TUNNEL CONSTRUCTION FUND TO REFLECT DISTRIBUTION OF COSTS FOR DESIGN SECTION D-7	-	720.00
TOTAL RECEIPTS	<u>\$ 401,819.77</u>	<u>\$8,167,724.51</u>
TOTAL	<u>\$4,124,879.88</u>	<u>\$8,167,724.51</u>
DISBURSEMENTS:		
OPERATING COSTS:		
INSURANCE	\$ 93,239.03	\$1,097,039.77
EXTRAORDINARY MAINTENANCE, REPAIRS, RENEWALS AND REPLACEMENTS	433,053.86	2,354,219.87
NORTHERN APPROACH EXTENSION	2,473.05	1,120,350.93
TOTAL DISBURSEMENTS ...	<u>\$ 528,765.94</u>	<u>\$4,571,610.57</u>
BALANCE AT END OF PERIOD, INCLUDING CASH AND INVESTMENTS	<u>\$3,596,113.94</u>	<u>\$3,596,113.94</u>

PATAPSCO TUNNEL CONSTRUCTION FUND

THE ACCOMPANYING EXHIBIT I SHOWS THE TRANSACTIONS IN THE PATAPSCO TUNNEL CONSTRUCTION FUND ON THE BASIS OF DEPOSITS AND WITHDRAWALS, WHICH IS EQUIVALENT TO CASH RECEIPTS AND DISBURSEMENTS. THE FOLLOWING TABULATION SUMMARIZES THE TRANSACTIONS IN THIS FUND ON THE BASIS OF REVENUE AND EXPENDITURES:

	MONTH OF <u>SEPTEMBER 1962</u>	DECEMBER 7, 1954 THROUGH: <u>SEPTEMBER 30, 1962</u>
BALANCE AT BEGINNING OF PERIOD, INCLUDING CASH AND INVESTMENTS ...	\$5,024,387.52	-
REVENUES:		
NET PROCEEDS FROM SALE OF BRIDGE AND TUNNEL REVENUE BONDS DATED OCTOBER 1, 1954	-	\$143,857,000.00
NET INCOME FROM UNITED STATES OBLIGATIONS, AFTER DEDUCTING PREMIUM WRITTEN OFF AND OTHER NET ADJUSTMENTS	22,282.61	6,161,624.04
SALE OF PLANS AND SPECIFICATIONS	-	28,086.34
TOTAL REVENUES	<u>\$ 22,282.61</u>	<u>\$150,046,710.38</u>
TOTAL	<u>\$5,046,670.13</u>	<u>\$150,046,710.38</u>
EXPENDITURES:		
PATAPSCO TUNNEL PROJECT COSTS - NET	\$ 12,317.39	\$142,610,498.13
TRANSFER TO SINKING FUND - RESERVE ACCOUNT	-	2,401,859.51
TOTAL EXPENDITURES	<u>\$ 12,317.39</u>	<u>\$145,012,357.64</u>
BALANCE AT END OF PERIOD	<u>\$5,034,352.74</u>	<u>\$ 5,034,352.74</u>

TOLL RATES

THE TOLL RATE SCHEDULES FOR THE SUSQUEHANNA RIVER TOLL BRIDGE AND THE PATAPSCO TUNNEL WERE NOT REVISED DURING THE FISCAL YEAR ENDED SEPTEMBER 30, 1962. ON SEPTEMBER 1, 1962 A COMMUTATION RATE OF \$.35 WAS ESTABLISHED FOR PASSENGER CARS AND LIGHT COMMERCIAL VEHICLES USING THE POTOMAC RIVER TOLL BRIDGE. REVISIONS WERE MADE IN CERTAIN TOLL RATES AT THE CHESAPEAKE BAY TOLL BRIDGE EFFECTIVE JULY 1, 1962, AS FOLLOWS:

TOLL RATES.....	
	<u>JUNE 30, 1962</u>	<u>JULY 1, 1962</u>
PASSENGERS IN BUSES AND HEAVY COMMERCIAL VEHICLES	\$.25	NONE
TWO-AXLE TRUCKS, TRACTORS, BUSES	2.25	\$1.50
THREE-AXLE TRUCKS, TRACTORS, TRACTORS-SEMI TRAILERS, BUSES .	3.50	2.25
FOUR-AXLE TRUCKS, TRACTORS, TRACTOR-TRAILERS, BUSES	4.50	3.00
TWO-AXLE BUSES ON SCHEDULED RUN	1.50	COMMERCIAL VEHICLE RATES APPLICABLE
PASSENGER CAR WITH ONE-AXLE TRAILER	1.90	1.50
PASSENGER CAR WITH TWO-AXLE TRAILER	2.50	2.00

SALE OF PROPERTY

SECTION 712 OF ARTICLE VII OF THE TRUST AGREEMENT REQUIRES THE SUBMISSION OF A STATEMENT SHOWING ALL SALES OF TOLL REVENUE PROJECTS PROPERTY UNDER THE PROVISION OF SECTION 713 OF SAID ARTICLE. DURING THE YEAR ENDING SEPTEMBER 30, 1962 THE SUM OF \$614.66, WAS DEPOSITED TO THE CREDIT OF THE OPERATIONS RESERVE FUND WHICH WERE THE PROCEEDS FROM THE SALE OF SOME SCRAP MATERIALS FOR \$346.61, AN OLD TYPEWRITER FOR \$17.05 AND A WRECKER PATROL VEHICLE FOR \$251.00.

GENERAL BASIS OF ACCOUNTING

THE TOLL INCOME ACCOUNTS OF THE COMMISSION ARE MAINTAINED ON AN ACCRUAL BASIS. ALL OTHER ACCOUNTS ARE MAINTAINED GENERALLY ON A CASH BASIS; THEREFORE, ACCRUED INTEREST RECEIVABLE, EXPENSES ACCRUED AND PAYABLE, AND CONSTRUCTION EXPENDITURES PAYABLE HAVE NOT BEEN TAKEN INTO CONSIDERATION IN THE PREPARATION OF THE ACCOMPANYING FINANCIAL STATEMENTS.

VERY TRULY YOURS,



C. L. WANNAN
COMPTROLLER

STATE ROADS COMMISSION OF MARYLAND
AND
MARYLAND NATIONAL BANK, TRUSTEE

COMBINED STATEMENT OF INCOME AND EXPENSES
OF THE SUSQUEHANNA RIVER TOLL BRIDGE, POTOMAC RIVER TOLL BRIDGE
CHESAPEAKE BAY TOLL BRIDGE, AND PATAPSCO TUNNEL
FOR THE MONTH OF SEPTEMBER 1962

	TOTAL	FACILITIES			
		SUSQUEHANNA RIVER TOLL BRIDGE	POTOMAC RIVER TOLL BRIDGE	CHESAPEAKE BAY TOLL BRIDGE	PATAPSCO TUNNEL
INCOME:					
TOLL INCOME BASED ON TOLL TRANSACTIONS:					
CASH TOLLS	\$1,348,940.60	\$176,231.90	\$293,875.30	\$367,554.50	\$511,278.90
TICKET TOLLS	133,818.11	21,683.06	4,898.95	21,375.95	85,860.15
CHARGE TOLLS	5,201.95	16.85	2,022.50	1,298.75	1,863.85
TOTAL TOLL INCOME BASED ON TOLL TRANSACTIONS	\$1,487,960.66	\$197,931.81	\$300,796.75	\$390,229.20	\$599,002.90
COLLECTIONS IN EXCESS OF CALCULATED TOLLS - NET	93.93*	240.58*	173.25	24.65	51.25*
UNREDEEMED TOLL TICKETS ISSUED FROM OCTOBER 1, 1958 TO SEPTEMBER 30, 1959, LESS TOLL REFUNDS APPLICABLE TO FISCAL YEAR 1958	52,930.15	18,271.75	2,844.80	19,121.70	12,691.90
SALE OF STICKERS FOR USE WITH COMMUTATION TICKETS	759.50	253.50	43.00	50.50	412.50
MISCELLANEOUS REVENUE	86.65	13.05	2.05	6.00*	77.55
TOTAL INCOME	\$1,541,643.03	\$216,229.53	\$303,859.85	\$409,420.05	\$612,133.60
EXPENSES, EXCLUDING GENERAL AND ADMINISTRATIVE EXPENSES - SCHEDULE 1:					
MARYLAND TOLL REVENUE PROJECTS REVENUE FUND	\$ 156,729.94	\$ 21,372.39	\$ 10,530.34	\$ 18,937.78	\$105,889.43
MARYLAND TOLL REVENUE PROJECTS OPERATIONS RESERVE FUND	119,492.71	1,475.12	355.02	110,865.18	6,797.39
TOTAL EXPENSES, EXCLUDING GENERAL AND ADMINISTRATIVE EXPENSES	\$ 276,222.65	\$ 22,847.51	\$ 10,885.36	\$129,802.96	\$112,686.82
NET OPERATING INCOME	\$1,265,420.38	\$193,382.02	\$292,974.49	\$279,617.09	\$499,446.78
GENERAL AND ADMINISTRATIVE EXPENSES-SCHEDULE 2:					
MARYLAND TOLL REVENUE PROJECTS REVENUE FUND	\$ 16,561.68				
MARYLAND TOLL REVENUE PROJECTS OPERATIONS RESERVE FUND	31.50				
NET GENERAL AND ADMINISTRATIVE EXPENSES	\$ 16,593.18				
NET INCOME	\$1,248,827.20				

* INDICATES RED FIGURE.

EXHIBIT A

STATE ROADS COMMISSION OF MARYLAND
AND
MARYLAND NATIONAL BANK, TRUSTEE

EXPENSES, EXCLUDING GENERAL AND ADMINISTRATIVE EXPENSES
FOR THE MONTH OF SEPTEMBER 1962

	TOTAL	FACILITIES			
		SUSQUEHANNA RIVER TOLL BRIDGE	POTOMAC RIVER TOLL BRIDGE	CHESAPEAKE BAY TOLL BRIDGE	PATAPSCO TUNNEL
MARYLAND TOLL REVENUE PROJECTS REVENUE FUND:					
OPERATING SALARIES	\$ 98,599.89	\$15,010.28	\$ 7,508.65	\$ 12,082.04	\$ 63,998.92
OPERATING EXPENSES	26,059.20	4,552.36	1,748.46	1,068.25	18,690.13
MAINTENANCE	32,070.85	1,809.75	1,273.23	5,787.49	23,200.38
TOTAL	<u>\$156,729.94</u>	<u>\$21,372.39</u>	<u>\$10,530.34</u>	<u>\$ 18,937.78</u>	<u>\$105,889.43</u>
MARYLAND TOLL REVENUE PROJECTS OPERATIONS RESERVE FUND:					
EXTRAORDINARY MAINTENANCE, REPAIRS, RENEWALS AND REPLACEMENTS	\$119,492.71	\$ 1,475.12	\$ 355.02	\$110,865.18	\$ 6,797.39
TOTAL	<u>\$119,492.71</u>	<u>\$ 1,475.12</u>	<u>\$ 355.02</u>	<u>\$110,865.18</u>	<u>\$ 6,797.39</u>
TOTAL:					
OPERATING SALARIES	\$ 98,599.89	\$15,010.28	\$ 7,508.65	\$ 12,082.04	\$ 63,998.92
OPERATING EXPENSES	26,059.20	4,552.36	1,748.46	1,068.25	18,690.13
MAINTENANCE	32,070.85	1,809.75	1,273.23	5,787.49	23,200.38
EXTRAORDINARY MAINTENANCE, REPAIRS, RENEWALS AND REPLACEMENTS	119,492.71	1,475.12	355.02	110,865.18	6,797.39
TOTAL	<u>\$276,222.65</u>	<u>\$22,847.51</u>	<u>\$10,885.36</u>	<u>\$129,802.96</u>	<u>\$112,686.82</u>

STATE ROADS COMMISSION OF MARYLAND
AND
MARYLAND NATIONAL BANK, TRUSTEE
GENERAL AND ADMINISTRATIVE EXPENSES
FOR THE MONTH OF SEPTEMBER 1962

	<u>TOTAL</u>	<u>SALARIES</u>	<u>OTHER EXPENSES</u>
MARYLAND TOLL REVENUE PROJECTS REVENUE FUND	\$17,561.68	\$12,611.78	\$4,949.90
MARYLAND TOLL REVENUE PROJECTS OPERATIONS RESERVE FUND	<u>31.50</u>	<u>-</u>	<u>31.50</u>
	<u>\$17,593.18</u>	<u>\$12,611.78</u>	<u>\$4,981.40</u>
LESS CREDIT - MARYLAND TOLL REVENUE PROJECTS REVENUE FUND - AMOUNT RECEIVED FROM PATAPSCO TUNNEL CONSTRUCTION FUND FOR THE FISCAL YEAR ENDED SEPTEMBER 30, 1962	<u>\$ 1,000.00</u>		
	<u>\$ 1,000.00</u>		
REMAINDER:			
MARYLAND TOLL REVENUE PROJECTS REVENUE FUND	\$16,561.68		
MARYLAND TOLL REVENUE PROJECTS OPERATIONS RESERVE FUND	<u>31.50</u>		
TOTAL	<u>\$16,593.18</u>		

STATE ROADS COMMISSION OF MARYLAND
AND
MARYLAND NATIONAL BANK, TRUSTEE
COMBINED STATEMENT OF INCOME AND EXPENSES
OF THE SUSQUEHANNA RIVER TOLL BRIDGE, POTOMAC RIVER TOLL BRIDGE,
CHESAPEAKE BAY TOLL BRIDGE, AND PATAPSCO TUNNEL
FOR THE FISCAL YEAR ENDED SEPTEMBER 30, 1962

	TOTAL	FACILITIES			
		SUSQUEHANNA RIVER TOLL BRIDGE	POTOMAC RIVER TOLL BRIDGE	CHESAPEAKE BAY TOLL BRIDGE	PATAPSCO TUNNEL
INCOME:					
TOLL INCOME BASED ON TOLL TRANSACTIONS:					
CASH TOLLS	\$15,726,514.30	\$2,015,914.10	\$3,498,334.80	\$4,097,635.05	\$6,114,630.35
TICKET TOLLS	1,667,093.85	267,218.40	74,242.85	285,427.70	1,040,204.90
CHARGE TOLLS	<u>95,377.30</u>	<u>469.20</u>	<u>28,208.20</u>	<u>46,303.05</u>	<u>20,396.85</u>
TOTAL TOLL INCOME BASED ON TOLL TRANSACTIONS	\$17,488,985.45	\$2,283,601.70	\$3,600,785.85	\$4,429,365.80	\$7,175,232.10
COLLECTIONS IN EXCESS OF CALCULATED TOLLS - NET	66.64*	2,173.11*	1,763.90	81.81*	424.38
UNREDEEMED TOLL TICKETS ISSUED FROM OCTOBER 1, 1958 TO SEPTEMBER 30, 1959, LESS TOLL REFUNDS APPLICABLE TO FISCAL YEAR 1958	52,930.15	18,271.75	2,844.80	19,121.70	12,691.90
SALE OF STICKERS FOR USE WITH COMMUTATION TICKETS	8,311.50	3,143.50	43.00	827.00	4,298.00
MISCELLANEOUS REVENUE	<u>1,983.97</u>	<u>114.55</u>	<u>32.72</u>	<u>63.98*</u>	<u>1,900.68</u>
TOTAL INCOME	<u>\$17,552,144.43</u>	<u>\$2,302,958.39</u>	<u>\$3,605,470.27</u>	<u>\$4,449,168.71</u>	<u>\$7,194,547.06</u>
EXPENSES, EXCLUDING GENERAL AND ADMINISTRATIVE EXPENSES - SCHEDULE 1:					
MARYLAND TOLL REVENUE PROJECTS REVENUE FUNDS	\$ 1,855,166.70	\$ 249,830.40	\$ 128,923.69	\$ 236,606.10	\$1,239,806.51
MARYLAND TOLL REVENUE PROJECTS OPERATIONS RESERVE FUND	<u>524,060.53</u>	<u>39,278.01</u>	<u>24,641.75</u>	<u>321,561.99</u>	<u>138,578.78</u>
TOTAL EXPENSES, EXCLUDING GENERAL AND ADMINISTRATIVE EXPENSES	<u>\$ 2,379,227.23</u>	<u>\$ 289,108.41</u>	<u>\$ 153,565.44</u>	<u>\$ 558,168.09</u>	<u>\$1,378,385.29</u>
NET OPERATING INCOME	<u>\$15,172,917.20</u>	<u>\$2,013,849.98</u>	<u>\$3,451,904.83</u>	<u>\$3,891,000.62</u>	<u>\$5,816,161.77</u>
GENERAL AND ADMINISTRATIVE EXPENSES - SCHEDULE 2:					
MARYLAND TOLL REVENUE PROJECTS REVENUE FUND	\$ 296,041.34				
MARYLAND TOLL REVENUE PROJECTS OPERATIONS RESERVE FUND	<u>2,232.36</u>				
NET GENERAL AND ADMINISTRATIVE EXPENSES	<u>\$ 298,273.70</u>				
NET INCOME	<u>\$14,874,643.50</u>				

* INDICATES RED FIGURE.

EXHIBIT B

STATE ROADS COMMISSION OF MARYLAND
AND
MARYLAND NATIONAL BANK, TRUSTEE

EXPENSES, EXCLUDING GENERAL AND ADMINISTRATIVE EXPENSES
FOR THE FISCAL YEAR ENDED SEPTEMBER 30, 1962

	TOTAL	FACILITIES			
		SUSQUEHANNA RIVER TOLL BRIDGE	POTOMAC RIVER TOLL BRIDGE	CHESAPEAKE BAY TOLL BRIDGE	PATAPSCO TUNNEL
MARYLAND TOLL REVENUE PROJECTS REVENUE FUND:					
OPERATING SALARIES	\$1,198,613.82	\$189,975.94	\$ 96,404.83	\$148,211.03	\$ 764,022.02
OPERATING EXPENSES	212,401.22	33,154.96	12,351.29	19,796.52	147,098.45
INSURANCE	1,329.15	206.20	104.32	181.30	837.33
MAINTENANCE	442,822.51	26,493.30	20,063.25	68,417.25	327,848.71
TOTAL	<u>\$1,855,166.70</u>	<u>\$249,830.40</u>	<u>\$128,923.69</u>	<u>\$236,606.10</u>	<u>\$1,239,806.51</u>
MARYLAND TOLL REVENUE PROJECTS OPERATIONS RESERVE FUND:					
INSURANCE	\$ 73,470.23	\$ 14,511.05	\$ 8,992.90	\$ 10,753.95	\$ 39,212.33
EXTRAORDINARY MAINTENANCE, REPAIRS, RENEWALS AND REPLACEMENTS	450,590.30	24,766.96	15,648.85	310,808.04	99,366.45
TOTAL	<u>\$ 524,060.53</u>	<u>\$ 39,278.01</u>	<u>\$ 24,641.75</u>	<u>\$321,561.99</u>	<u>\$ 138,578.78</u>
TOTAL:					
OPERATING SALARIES	\$1,198,613.82	\$189,975.94	\$ 96,404.83	\$148,211.03	\$ 764,022.02
OPERATING EXPENSES	212,401.22	33,154.96	12,351.29	19,796.52	147,098.45
INSURANCE	74,799.38	14,717.25	9,097.22	10,935.25	40,049.66
MAINTENANCE	442,822.51	26,493.30	20,063.25	68,417.25	327,848.71
EXTRAORDINARY MAINTENANCE, REPAIRS, RENEWALS AND REPLACEMENTS	450,590.30	24,766.96	15,648.85	310,808.04	99,366.45
TOTAL	<u>\$2,379,227.23</u>	<u>\$289,108.41</u>	<u>\$153,565.44</u>	<u>\$558,168.09</u>	<u>\$1,378,385.29</u>

STATE ROADS COMMISSION OF MARYLAND
AND
MARYLAND NATIONAL BANK, TRUSTEE
GENERAL AND ADMINISTRATIVE EXPENSES
FOR THE FISCAL YEAR ENDED SEPTEMBER 30, 1962

	<u>TOTAL</u>	<u>SALARIES</u>	<u>OTHER EXPENSES</u>
MARYLAND TOLL REVENUE PROJECTS REVENUE FUND	\$297,041.34	\$157,501.83	\$139,539.51
MARYLAND TOLL REVENUE PROJECTS OPERATIONS RESERVE FUND.	<u>2,232.36</u>	<u> -</u>	<u>2,232.36</u>
	<u>\$299,273.70</u>	<u>\$157,501.83</u>	<u>\$141,771.87</u>
LESS CREDIT - MARYLAND TOLL REVENUE PROJECTS REVENUE FUND - AMOUNT RECEIVED FROM PATAPSCO TUNNEL CONSTRUCTION FUND FOR THE FISCAL YEAR ENDED SEPTEMBER 30, 1962	<u>\$ 1,000.00</u> <u>\$ 1,000.00</u>		
REMAINDER:			
MARYLAND TOLL REVENUE PROJECTS REVENUE FUND	\$296,041.34		
MARYLAND TOLL REVENUE PROJECTS OPERATIONS RESERVE FUND	<u>2,232.36</u>		
TOTAL	<u>\$298,273.70</u>		

STATE ROADS COMMISSION OF MARYLAND
AND
MARYLAND NATIONAL BANK, TRUSTEE

STATEMENT OF TRAFFIC VOLUME AND TOLL INCOME, SUSQUEHANNA RIVER TOLL BRIDGE
FOR THE MONTHS OF SEPTEMBER 1962 AND 1961, AND FOR THE TWELVE MONTHS ENDED SEPTEMBER 30, 1962 AND 1961

	RATES	TRAFFIC VOLUME											
	MONTH OF SEPTEMBER.....					TWELVE MONTHS ENDED SEPTEMBER 30.....					
	1962.....	1961.....		INCREASE ORDECREASE.....	1962.....	1961.....		INCREASE ORDECREASE.....	
NUMBER	%	NUMBER	%	NUMBER	%	NUMBER	%	NUMBER	%	NUMBER	%		
AUTOMOBILES AND LIGHT COMMERCIAL VEHICLES:													
PASSENGER, ETC.	\$.25	550,096	63.61	539,233	63.48	10,863+	2.01+	6,091,698	61.33	5,817,372	61.86	274,326+	4.72+
PASSENGER, ETC., OUT OF STATE TAGS, COMMUTATION03	18,798	2.17	15,384	1.81	3,414+	22.19+	209,944	2.11	180,508	1.92	29,436+	16.31+
PASSENGER, ETC., MARYLAND TAGS, COMMUTATION01	133,812	15.48	127,593	15.02	6,219+	4.87+	1,590,218	16.02	1,478,793	15.72	111,425+	7.53+
LOCAL BUSES ON SCHEDULED RUN, COMMUTATION15	248	.03	153	.02	95+	62.09+	2,194	.02	1,576	.02	618+	39.21+
*OFFICIAL DUTY	NONE	2,485	.29	3,975	.47	1,490-	37.48-	30,969	.31	30,974	.33	5-	.02-
TOTAL		705,439	81.58	686,338	80.80	19,101+	2.78+	7,925,023	79.79	7,509,223	79.85	415,800+	5.54+
HEAVY COMMERCIAL VEHICLES:													
TWO-AXLE30	18,074	2.09	18,955	2.23	881-	4.65-	223,057	2.25	214,403	2.28	8,654+	4.04+
THREE-AXLE40	16,604	1.92	18,265	2.15	1,661..	9.09-	201,461	2.03	203,173	2.16	1,712-	.84-
FOUR-AXLE45	56,752	6.56	59,807	7.04	3,055-	5.11-	752,416	7.57	707,563	7.53	44,853+	6.34+
TWO-AXLE, COMMUTATION20	10,580	1.22	10,678	1.26	98-	.92-	125,439	1.26	112,164	1.19	13,275+	11.84+
THREE-AXLE, COMMUTATION30	8,469	.98	7,120	.84	1,349+	18.95+	117,855	1.19	109,775	1.17	8,080+	7.36+
FOUR-AXLE, COMMUTATION30	47,055	5.44	47,400	5.58	345-	.73-	571,269	5.75	538,364	5.73	32,905+	6.11+
FIVE-AXLE AND SPECIALS55 MIN.	1,791	.21	835	.10	956+	114.49+	15,763	.16	8,957	.09	6,806+	75.99+
TOTAL		159,325	18.42	163,060	19.20	3,735-	2.29-	2,007,260	20.21	1,894,399	20.15	112,861+	5.96+
TOTAL TRAFFIC VOLUME		864,764	100.00	849,398	100.00	15,366+	1.81+	9,932,283	100.00	9,403,622	100.00	528,661+	5.62+

* DOES NOT INCLUDE PROJECT PATROL AND MAINTENANCE VEHICLES.

STATE ROADS COMMISSION OF MARYLAND
AND
MARYLAND NATIONAL BANK, TRUSTEE
STATEMENT OF TRAFFIC VOLUME AND TOLL INCOME, SUSQUEHANNA RIVER TOLL BRIDGE
FOR THE MONTHS OF SEPTEMBER 1962 AND 1961, AND FOR THE TWELVE MONTHS ENDED SEPTEMBER 30, 1962 AND 1961 (CONCLUDED)

	RATES	TOLL INCOME											
		MONTH OF SEPTEMBER				TWELVE MONTHS ENDED SEPTEMBER 30							
		1962		1961		1962		1961		INCREASE OR DECREASE			
AMOUNT	% RATIO	AMOUNT	% RATIO	AMOUNT	%	AMOUNT	RATIO	AMOUNT	RATIO	AMOUNT	%		
AUTOMOBILES AND LIGHT COMMERCIAL VEHICLES:													
PASSENGER, ETC.,	\$.25	\$137,524.00	69.48	\$134,808.25	68.58	\$2,715.75+	2.01+	\$1,522,924.50	66.69	\$1,454,343.00	67.02	\$ 68,581.50+	4.72+
PASSENGER, ETC., OUT OF STATE TAGS, COMMUTATION03	563.94	.28	461.52	.23	102.42+	22.19+	6,298.32	.28	5,415.24	.25	883.08+	16.31+
PASSENGER, ETC., MARYLAND TAGS, COMMUTATION01	1,338.12	.68	1,275.93	.66	62.19+	4.87+	15,902.18	.70	14,787.93	.68	1,114.25+	7.53+
LOCAL BUSES ON SCHEDULED RUN, COMMUTATION15	37.20	.02	22.95	.01	14.25+	62.09+	329.10	.01	236.40	.01	92.70+	39.21+
OFFICIAL DUTY	NONE	-	-	-	-	-	-	-	-	-	-	-	-
TOTAL		\$139,463.26	70.46	\$136,568.65	69.48	\$2,894.61+	2.12+	\$1,545,454.10	67.68	\$1,474,782.57	67.96	\$ 70,671.53+	4.79+
HEAVY COMMERCIAL VEHICLES:													
TWO-AXLE	\$.30	\$ 5,422.20	2.74	\$ 5,686.50	2.89	\$ 264.30-	4.65-	\$ 66,917.10	2.93	\$ 64,320.90	2.96	\$ 2,596.20+	4.04+
THREE-AXLE40	6,641.60	3.36	7,306.00	3.72	664.40-	9.09-	80,584.40	3.53	81,269.20	3.74	684.80-	.84-
FOUR-AXLE45	25,538.40	12.90	26,913.15	13.69	1,374.75-	5.11-	338,587.20	14.82	318,403.35	14.68	20,183.85+	6.34+
TWO-AXLE, COMMUTATION20	2,116.00	1.07	2,135.60	1.09	19.60-	.92-	25,087.80	1.10	22,432.80	1.03	2,655.00+	11.84+
THREE-AXLE, COMMUTATION30	2,540.70	1.28	2,136.00	1.09	404.70+	18.95+	35,356.50	1.55	32,932.50	1.52	2,424.00+	7.36+
FOUR-AXLE, COMMUTATION30	14,116.50	7.13	14,220.00	7.23	103.50-	.73-	171,380.70	7.50	161,509.20	7.44	9,871.50+	6.11+
FIVE-AXLE AND SPECIALS55 MIN.	2,093.15	1.06	1,598.50	.81	494.65+	30.94+	20,233.90	.89	14,490.30	.67	5,743.60+	39.64+
TOTAL		\$ 58,468.55	29.54	\$ 59,995.75	30.52	\$1,527.20-	2.55-	\$ 738,147.60	32.32	\$ 695,358.25	32.04	\$ 42,789.35+	6.15+
TOTAL TOLL INCOME		\$197,931.81	100.00	\$196,564.40	100.00	\$1,367.41+	.70+	\$2,283,601.70	100.00	\$2,170,140.82	100.00	\$113,460.88+	5.23+

STATE ROADS COMMISSION OF MARYLAND
AND
MARYLAND NATIONAL BANK, TRUSTEE

STATEMENT OF TRAFFIC VOLUME AND TOLL INCOME, POTOMAC RIVER TOLL BRIDGE
FOR THE MONTHS OF SEPTEMBER 1962 AND 1961, AND FOR THE TWELVE MONTHS ENDED SEPTEMBER 30, 1962 AND 1961

	RATES	TRAFFIC VOLUME											
		MONTH OF SEPTEMBER				INCREASE OR DECREASE				TWELVE MONTHS ENDED SEPTEMBER 30			
		1962	%	1961	%	NUMBER	%	NUMBER	RATIO	NUMBER	RATIO	NUMBER	%
AUTOMOBILES AND LIGHT COMMERCIAL VEHICLES:													
PASSENGER, ETC.	\$1.00	215,538	83.16	196,261	83.42	19,277+	9.82+	2,552,638	82.78	2,220,080	83.45	332,558+	14.98+
PASSENGER, ETC., COMMUTATION	.50	769	.30	2,073	.88	1,304+	62.90+	26,356	.85	24,158	.91	2,198+	9.10+
PASSENGER, ETC., COMMUTATION	.35	1,911	.74	-	-	1,911+	-	1,911	.06	-	-	1,911+	-
PASSENGER, ETC., COMMUTATION	.50	70	.03	-	-	70+	-	70	-	-	-	70+	-
PASSENGER CAR AND ONE-AXLE TRAILER	1.40	3,389	1.30	3,229	1.37	160+	4.96+	35,618	1.17	31,504	1.19	4,114+	13.06+
MOTORCYCLES	.40	376	.15	406	.17	30-	7.39-	1,608	.05	1,607	.06	1+	.06+
*OFFICIAL DUTY	NONE	260	.10	375	.16	115-	30.67-	5,824	.19	6,620	.25	796-	12.02-
TOTAL		222,313	85.78	202,344	86.00	19,969+	9.87+	2,624,025	85.10	2,283,969	85.86	340,056+	14.89+
HEAVY COMMERCIAL VEHICLES:													
TWO-AXLE	1.10	5,279	2.04	5,161	2.19	118+	2.29+	62,206	2.02	56,466	2.12	5,740+	10.17+
THREE-AXLE	1.50	5,592	2.16	5,367	2.29	225+	4.19+	75,501	2.45	62,558	2.35	12,943+	20.69+
FOUR-AXLE	2.50	23,744	9.16	20,832	8.85	2,912+	13.98+	300,919	9.75	243,075	9.13	57,844+	23.80+
FIVE-AXLE	3.00	893	.34	173	.07	720+	416.18+	4,858	.16	1,480	.06	3,378+	228.24+
BUSES	1.50	1,061	.41	1,179	.50	118-	10.01-	12,912	.42	10,250	.39	2,662+	25.97+
UNUSUAL SIZE	5.00	290	.11	229	.10	61+	26.64+	3,168	.10	2,427	.09	741+	30.53+
TOTAL		36,859	14.22	32,941	14.00	3,918+	11.89+	459,564	14.90	376,256	14.14	83,308+	22.14+
TOTAL TRAFFIC VOLUME		259,172	100.00	235,285	100.00	23,887+	10.15+	3,083,589	100.00	2,660,225	100.00	423,364+	15.91+

* DOES NOT INCLUDE PROJECT PATROL CARS AND MAINTENANCE VEHICLES.

STATE ROADS COMMISSION OF MARYLAND
AND
MARYLAND NATIONAL BANK, TRUSTEE
STATEMENT OF TRAFFIC VOLUME AND TOLL INCOME, POTOMAC RIVER TOLL BRIDGE
FOR THE MONTHS OF SEPTEMBER 1962 AND 1961, AND FOR THE TWELVE MONTHS ENDED SEPTEMBER 30, 1962 AND 1961 (CONCLUDED)

	RATES	TOLL INCOME						TOLL INCOME					
		MONTH OF SEPTEMBER				INCREASE OR DECREASE		TWELVE MONTHS ENDED SEPTEMBER 30				INCREASE OR DECREASE	
		1962	%	1961	%	AMOUNT	%	1962	%	1961	%	AMOUNT	%
AUTOMOBILES AND LIGHT COMMERCIAL VEHICLES:		AMOUNT	RATIO	AMOUNT	RATIO	AMOUNT	%	AMOUNT	RATIO	AMOUNT	RATIO	AMOUNT	%
PASSENGER, ETC.	\$1.00	\$215,538.00	71.65	\$196,261.00	72.36	\$19,277.00+	9.82+	\$2,552,638.00	70.89	\$2,220,080.00	72.26	\$332,558.00+	14.98+
PASSENGER, ETC., COMMUTATION	.50	384.50	.13	1,036.50	.38	652.00-	62.90-	13,178.00	.37	12,079.00	.39	1,099.00+	9.10+
PASSENGER, ETC., COMMUTATION	.35	668.85	.22	-	-	668.85+	-	668.85	.02	-	-	668.85+	-
PASSENGER, ETC., COMMUTATION	.50	35.00	.01	-	-	35.00+	-	35.00	-	-	-	35.00+	-
PASSENGER CAR AND ONE-AXLE TRAILER	1.40	4,744.60	1.58	4,520.60	1.67	224.00+	4.96+	49,865.20	1.38	44,105.60	1.44	5,759.60+	13.06+
MOTORCYCLES	.40	150.40	.05	162.40	.06	12.00-	7.39-	643.20	.02	642.80	.02	.40+	.06+
OFFICIAL DUTY	NONE	-	-	-	-	-	-	-	-	-	-	-	-
TOTAL		\$221,521.35	73.64	\$201,980.50	74.47	\$19,540.85+	9.67+	\$2,617,028.25	72.68	\$2,276,907.40	74.11	\$340,120.85+	14.94+
HEAVY COMMERCIAL VEHICLES:													
TWO-AXLE	\$1.10	\$ 5,806.90	1.93	\$ 5,677.10	2.09	\$ 129.80+	2.29+	\$ 68,426.60	1.90	\$ 62,112.60	2.02	\$ 6,314.00+	10.17+
THREE-AXLE	1.50	8,388.00	2.79	8,050.50	2.98	337.50+	4.19+	113,251.50	3.15	93,837.00	3.05	19,414.50+	20.69+
FOUR-AXLE	2.50	59,360.00	19.74	52,080.00	19.20	7,280.00+	13.98+	752,297.50	20.89	607,687.50	19.78	144,610.00+	23.80+
FIVE-AXLE	3.00	2,679.00	.89	519.00	.19	2,160.00+	416.18+	14,574.00	.40	4,440.00	.14	10,134.00+	228.24+
BUSES	1.50	1,591.50	.53	1,768.50	.65	177.00-	10.01-	19,368.00	.54	15,375.00	.50	3,993.00+	25.97+
UNUSUAL SIZE	5.00	1,450.00	.48	1,145.00	.42	305.00+	26.64+	15,840.00	.44	12,135.00	.40	3,705.00+	30.53+
TOTAL		\$ 79,275.40	26.36	\$ 69,240.10	25.53	\$10,035.30+	14.49+	\$ 983,757.60	27.32	\$ 795,587.10	25.89	\$188,170.50+	23.65+
TOTAL TOLL REVENUE		\$300,796.75	100.00	\$271,220.60	100.00	\$29,576.15+	10.90+	\$3,600,785.85	100.00	\$3,072,494.50	100.00	\$528,291.35+	17.19+

STATE ROADS COMMISSION OF MARYLAND
AND
MARYLAND NATIONAL BANK, TRUSTEE

STATEMENT OF TRAFFIC VOLUME AND TOLL INCOME, CHESAPEAKE BAY TOLL BRIDGE
FOR THE MONTHS OF SEPTEMBER 1962 AND 1961, AND FOR THE TWELVE MONTHS ENDED SEPTEMBER 30, 1962 AND 1961

	RATES	TRAFFIC VOLUME											
		MONTH OF SEPTEMBER						TWELVE MONTHS ENDED SEPTEMBER 30					
		1962		1961		INCREASE OR DECREASE		1962		1961		INCREASE OR DECREASE	
	NUMBER	% RATIO	NUMBER	% RATIO	NUMBER	%	NUMBER	% RATIO	NUMBER	% RATIO	NUMBER	%	
AUTOMOBILES AND LIGHT COMMERCIAL VEHICLES:													
PASSENGER, ETC.,	\$1.00	293,534	82.26	272,160	83.12	21,374+	7.85+	3,082,215	81.69	1,065,606	33.06	2,016,609+	-
PASSENGER, ETC., WITH EXTRA PASSENGERS .	1.50	-	-	-	-	-	-	-	-	1,153,937	35.80	1,153,937-	-
PASSENGER, ETC., WITH DRIVER ONLY	1.25	-	-	-	-	-	-	-	-	376,795	11.69	376,795-	-
PASSENGER, ETC., COMMUTATION35	19,087	5.35	16,967	5.18	2,120+	12.49+	216,750	5.74	134,448	4.18	82,302+	61.21+
PASSENGER, ETC., COMMUTATION, WITH EXTRA PASSENGERS45	-	-	-	-	-	-	-	-	56,828	1.76	56,828-	-
PASSENGER CARS ONLY, COMMUTATION.....	.50	1,873	.52	2,009	.62	136-	6.77-	24,601	.65	28,812	.89	4,211-	14.62-
PASSENGER AND ONE-AXLE TRAILER	1.90	-	-	3,811	1.16	3,811-	-	20,679	.55	31,926	.99	11,247-	35.23-
#PASSENGERS AND ONE-AXLE TRAILER	1.50	4,422	1.24	-	-	4,422+	-	16,991	.45	-	-	16,991+	-
PASSENGER AND TWO-AXLE TRAILER	2.50	-	-	451	.14	451-	-	3,751	.10	5,792	.18	2,041-	35.24-
#PASSENGER AND TWO-AXLE TRAILER	2.00	607	.17	-	-	607+	-	1,768	.05	-	-	1,768+	-
BUSES ON SCHEDULED RUN	1.50	-	-	666	.20	666-	-	4,929	.13	7,511	.23	2,582-	34.38-
MOTORCYCLES	1.00	-	-	-	-	-	-	-	-	597	.02	597-	-
*OFFICIAL DUTY	NONE	4,811	1.35	4,463	1.36	348+	7.80+	58,611	1.55	55,305	1.72	3,306+	5.98+
TOTAL		324,334	90.89	300,527	91.78	23,807+	7.92+	3,430,295	90.91	2,917,557	90.52	512,738+	17.57+
HEAVY COMMERCIAL VEHICLES:													
TWO-AXLE	2.25	-	-	8,616	2.63	8,616-	-	69,378	1.84	95,716	2.97	26,338-	27.52-
#TWO-AXLE	1.50	9,699	2.72	-	-	9,699+	-	32,426	.86	-	-	32,426+	-
THREE-AXLE	3.50	-	-	4,449	1.36	4,449-	-	42,087	1.11	57,800	1.79	15,713-	27.19-
#THREE-AXLE	2.25	4,859	1.36	-	-	4,859+	-	16,291	.43	-	-	16,291+	-
FOUR-AXLE	4.50	-	-	13,354	4.08	13,354-	-	120,650	3.20	146,728	4.55	26,078-	17.77-
#FOUR-AXLE	3.00	16,975	4.76	-	-	16,975+	-	54,182	1.44	-	-	54,182+	-
FIVE-AXLE	5.00	718	.20	222	.07	496+	223.42+	4,520	.12	2,344	.07	2,176+	92.83+
UNUSUAL SIZE	5.00	247	.07	264	.08	17-	6.44-	3,299	.09	3,050	.10	249+	8.16+
TOTAL		32,498	9.11	26,905	8.22	5,593+	20.79+	342,833	9.09	305,638	9.48	37,195+	12.17+
TOTAL TRAFFIC VOLUME		356,832	100.00	327,432	100.00	29,400+	8.98+	3,773,128	100.00	3,223,195	100.00	549,933+	17.06+

RATES EFFECTIVE JULY 1, 1962.

* DOES NOT INCLUDE PROJECT PATROL VEHICLES AND MAINTENANCE VEHICLES.

STATE ROADS COMMISSION OF MARYLAND
AND
MARYLAND NATIONAL BANK, TRUSTEE
STATEMENT OF TRAFFIC VOLUME AND TOLL INCOME, CHESAPEAKE BAY TOLL BRIDGE
FOR THE MONTHS OF SEPTEMBER 1962 AND 1961, AND FOR THE TWELVE MONTHS ENDED SEPTEMBER 30, 1962 AND 1961 (CONCLUDED)

	RATES	MONTH OF SEPTEMBER						TWELVE MONTHS ENDED SEPTEMBER 30					
		1962		1961		INCREASE OR DECREASE		1962		1961		INCREASE OR DECREASE	
		AMOUNT	% RATIO	AMOUNT	% RATIO	AMOUNT	%	AMOUNT	% RATIO	AMOUNT	% RATIO	AMOUNT	%
TOLL INCOME													
AUTOMOBILES AND LIGHT COMMERCIAL VEHICLES:													
PASSENGER, ETC.	\$1.00	\$293,534.00	75.22	\$272,160.00	70.52	\$21,374.00+	7.85+	\$3,082,215.00	70.23	\$1,065,606.00	23.44	\$2,016,609.00+	-
PASSENGER, ETC., WITH EXTRA PASSENGERS	1.50	-	-	-	-	-	-	-	-	1,730,905.50	38.07	1,730,905.50-	-
PASSENGER, ETC., WITH DRIVER ONLY	1.25	-	-	-	-	-	-	-	-	470,993.75	10.36	470,993.75-	-
PASSENGER, ETC., COMMUTATION	.35	6,680.45	1.71	5,938.45	1.54	742.00+	12.49+	75,862.50	1.73	47,056.80	1.04	28,805.70+	61.21+
PASSENGER, ETC., COMMUTATION, WITH EXTRA PASSENGERS	.45	-	-	-	-	-	-	-	-	25,572.60	.56	25,572.60-	-
PASSENGER CARS ONLY, COMMUTATION	.50	936.50	.24	1,004.50	.25	68.00-	6.77-	12,300.50	.28	14,406.00	.32	2,105.50-	14.62-
*PASSENGER AND ONE-AXLE TRAILER	1.90	-	-	7,240.90	1.88	7,240.90-	-	39,290.10	.90	60,659.40	1.33	21,369.30-	35.23-
#PASSENGER AND ONE-AXLE TRAILER	1.50	6,633.00	1.70	-	-	6,633.00+	-	25,486.50	.58	-	-	25,486.50+	-
*PASSENGER AND TWO-AXLE TRAILER	2.50	-	-	1,127.50	.29	1,127.50-	-	9,377.50	.21	14,480.00	.32	5,102.50-	35.24-
#PASSENGER AND TWO-AXLE TRAILER	2.00	1,214.00	.31	-	-	1,214.00+	-	3,536.00	.08	-	-	3,536.00+	-
BUSES ON SCHEDULED RUN	1.50	-	-	999.00	.26	999.00-	-	7,393.50	.17	11,266.50	.25	3,873.00-	34.38-
MOTORCYCLES	1.00	-	-	-	-	-	-	-	-	597.00	.01	597.00-	-
*OFFICIAL DUTY	NONE	-	-	-	-	-	-	-	-	-	-	-	-
TOTAL		\$308,997.95	79.18	\$288,470.35	74.74	\$20,527.60+	7.12+	\$3,255,461.60	74.18	\$3,441,543.55	75.70	\$ 186,081.95-	5.41-
**HEAVY COMMERCIAL VEHICLES:													
TWO-AXLE	\$2.25	-	-	\$ 19,386.00	5.03	\$19,386.00-	-	\$ 156,100.50	3.56	\$ 215,361.00	4.74	\$ 59,260.50-	27.52-
#TWO-AXLE	1.50	\$ 14,548.50	3.73	-	-	14,548.50+	-	48,639.00	1.11	-	-	48,639.00+	-
THREE-AXLE	3.50	-	-	15,571.50	4.03	15,571.50-	-	147,304.50	3.36	202,300.00	4.45	54,995.50-	27.19-
#THREE-AXLE	2.25	10,932.75	2.80	-	-	10,932.75+	-	36,654.75	.84	-	-	36,654.75+	-
FOUR-AXLE	4.50	-	-	60,093.00	15.57	60,093.00-	-	542,925.00	12.37	660,276.00	14.51	117,351.00-	17.77-
#FOUR-AXLE	3.00	50,925.00	13.05	-	-	50,925.00+	-	162,546.00	3.70	-	-	162,546.00+	-
FIVE-AXLE	5.00	3,590.00	.92	1,110.00	.29	2,480.00+	223.42+	22,600.00	.50	11,720.00	.26	10,880.00+	92.83+
UNUSUAL SIZE	5.00	1,235.00	.32	1,320.00	.34	85.00-	6.44-	16,495.00	.38	15,250.00	.34	1,245.00+	8.16+
TOTAL		\$ 81,231.25	20.82	\$ 97,480.50	25.26	\$16,249.25-	16.67-	\$1,133,264.75	25.82	\$1,104,907.00	24.30	\$ 28,357.75-	2.57+
TOTAL MOTOR VEHICLE INCOME		\$390,229.20	100.00	\$385,950.85	100.00	\$ 4,278.35+	1.11+	\$4,388,726.35	100.00	\$4,546,450.55	100.00	\$ 157,724.20-	3.47-
PASSENGER INCOME (SEE NOTE)	.25	-	-	\$ 4,807.50	-	\$ 4,807.50-	-	\$ 40,639.45	-	\$ 68,020.80	-	\$ 27,381.35-	40.25-
TOTAL INCOME		\$390,229.20		\$390,758.35		\$ 529.15-	.14-	\$4,429,365.80		\$4,614,471.35		\$ 185,105.55-	4.01-

RATES EFFECTIVE JULY 1, 1962.
* ADDITIONAL INCOME RESULTING FROM EXTRA PASSENGERS IN BOTH ONE-AXLE AND TWO-AXLE TRAILER IS REFLECTED IN "PASSENGER INCOME".
** EXTRA PASSENGERS IN BUSES AND HEAVY COMMERCIAL VEHICLES WERE CHARGED AT THE RATE OF \$.25 EACH.

STATE ROADS COMMISSION OF MARYLAND
AND
MARYLAND NATIONAL BANK, TRUSTEE

STATEMENT OF TRAFFIC VOLUME AND TOLL INCOME, PATAPSCO TUNNEL
FOR THE MONTHS OF SEPTEMBER 1962 AND 1961, AND FOR THE TWELVE MONTHS ENDED SEPTEMBER 30, 1962 AND 1961

	TRAFFIC VOLUME													
	MONTH OF SEPTEMBER						TWELVE MONTHS ENDED SEPTEMBER 30							
	1962		1961		INCREASE ORDECREASE.....		1962		1961		INCREASE ORDECREASE.....			
RATES	NUMBER	% RATIO	NUMBER	% RATIO	NUMBER	%	NUMBER	% RATIO	NUMBER	% RATIO	NUMBER	% RATIO	NUMBER	%
AUTOMOBILES AND LIGHT COMMERCIAL VEHICLES:														
PASSENGER CARS, ETC.	\$.40	-	-	-	-	-	-	-	-	5,069,253	38.37	5,069,253-	-	-
PASSENGER CARS, ETC.50	836,800	69.15	818,210	70.46	18,590+	2.27+	9,813,552	68.28	4,390,890	33.24	5,422,662+	-	-
PASSENGER CARS, ETC., COMMUTATION25	187,678	15.51	157,776	13.58	29,902+	18.95+	2,175,768	15.14	1,622,020	12.28	553,748+	34.14+	34.14+
*OFFICIAL DUTY	NONE	12,058	1.00	11,234	.97	824+	7.33+	146,709	1.02	145,366	1.10	1,343+	.92+	.92+
TOTAL		1,036,536	85.66	987,220	85.01	49,316+	5.00+	12,136,029	84.44	11,227,529	84.99	908,500+	8.09+	8.09+
HEAVY COMMERCIAL VEHICLES:														
TWO-AXLE60	34,399	2.84	34,397	2.96	2+	.01+	427,791	2.98	383,821	2.90	43,970+	11.46+	11.46+
THREE-AXLE70	30,572	2.52	31,216	2.69	644-	2.06-	402,729	2.80	347,696	2.63	55,033+	15.83+	15.83+
FOUR-AXLE85	100,907	8.34	101,601	8.75	694-	.68-	1,314,311	9.14	1,172,530	8.88	141,781+	12.09+	12.09+
FIVE-AXLE AND OVER95	2,121	.18	915	.08	1,206+	131.80+	17,059	.12	11,385	.09	5,674+	49.84+	49.84+
BUSES70	5,511	.46	5,952	.51	441-	7.41-	75,084	.52	67,199	.51	7,885+	11.73+	11.73+
TOTAL		173,510	14.34	174,081	14.99	571-	.33-	2,236,974	15.56	1,982,631	15.01	254,343+	12.83+	12.83+
TOTAL TRAFFIC VOLUME		1,210,046	100.00	1,161,301	100.00	48,745+	4.20+	14,373,003	100.00	13,210,160	100.00	1,162,843+	8.80+	8.80+

* DOES NOT INCLUDE PROJECT PATROL CARS AND MAINTENANCE VEHICLES.

STATE ROADS COMMISSION OF MARYLAND
AND
MARYLAND NATIONAL BANK, TRUSTEE
STATEMENT OF TRAFFIC VOLUME AND TOLL INCOME, PATAPSCO TUNNEL
FOR THE MONTHS OF SEPTEMBER 1962 AND 1961, AND FOR THE TWELVE MONTHS ENDED SEPTEMBER 30, 1962 AND 1961 (CONCLUDED)

	RATES	TOLL INCOME											
		MONTH OF SEPTEMBER				TWELVE MONTHS ENDED SEPTEMBER 30				INCREASE OR DECREASE			
		1962	%	1961	%	1962	%	1961	%	1962	%	1961	%
AMOUNT	RATIO	AMOUNT	RATIO	AMOUNT	RATIO	AMOUNT	RATIO	AMOUNT	RATIO	AMOUNT	RATIO		
AUTOMOBILES AND LIGHT COMMERCIAL VEHICLES:													
PASSENGER CARS, ETC.	\$.40	-	-	-	-	-	-	-	-	\$2,027,701.20	32.93	\$2,027,701.20	-
PASSENGER CARS, ETC.	.50	\$418,400.00	69.85	\$409,105.00	70.24	\$ 9,295.00+	2.27+	\$4,906,776.00	68.38	2,195,445.00	35.66	2,711,331.00+	-
PASSENGER CARS, ETC., COMMUTATION	.25	46,919.50	7.83	39,444.00	6.77	7,475.50+	18.95+	543,942.00	7.59	405,505.00	6.59	138,437.00+	34.14+
OFFICIAL DUTY	NONE	-	-	-	-	-	-	-	-	-	-	-	-
TOTAL		\$465,319.50	77.68	\$448,549.00	77.01	\$16,770.50+	3.74+	\$5,450,718.00	75.97	\$4,628,651.20	75.18	\$ 822,066.80+	17.76+
HEAVY COMMERCIAL VEHICLES:													
TWO-AXLE	\$.60	\$ 20,639.40	3.45	\$ 20,638.20	3.54	\$ 1.20+	.01+	\$ 256,674.60	3.58	\$ 230,292.60	3.74	\$ 26,382.00+	11.46+
THREE-AXLE	.70	21,400.40	3.57	21,851.20	3.75	450.80-	2.06-	281,910.30	3.92	243,387.20	3.95	38,523.10+	15.83+
FOUR-AXLE	.85	85,770.95	14.32	86,360.85	14.83	589.90-	.68-	1,117,164.35	15.57	996,650.50	16.19	120,513.85+	12.09+
FIVE-AXLE AND OVER	.95	2,014.95	.34	869.25	.15	1,145.70+	131.80+	16,206.05	.23	10,815.75	.18	5,390.30+	49.84+
BUSES	.70	3,857.70	.64	4,166.40	.72	308.70-	7.41-	52,558.80	.73	47,039.30	.76	5,519.50+	11.73+
TOTAL		\$133,683.40	22.32	\$133,885.90	22.99	\$ 202.50-	.15-	\$1,724,514.10	24.03	\$1,528,185.35	24.82	\$ 196,328.75+	12.85+
TOTAL TOLL INCOME		\$599,002.90	100.00	\$582,434.90	100.00	\$16,568.00+	2.84+	\$7,175,232.10	100.00	\$6,156,836.55	100.00	\$1,018,395.55+	16.54+

STATE ROADS COMMISSION OF MARYLAND
AND
MARYLAND NATIONAL BANK, TRUSTEE

STATEMENT OF RESERVES (CREATED UNDER ARTICLE V OF TRUST AGREEMENT)
FOR THE MONTH OF SEPTEMBER 1962, AND FOR THE FISCAL YEAR ENDED SEPTEMBER 30, 1962

MONTH OF SEPTEMBER 1962	MARYLAND TOLL REVENUE PROJECTS		SINKING FUND		
	REVENUE FUND	OPERATIONS RESERVE FUND	BOND SERVICE ACCOUNT	RESERVE ACCOUNT	REDEMPTION ACCOUNT
BALANCE, SEPTEMBER 1, 1962	\$ 432,881.51	\$3,715,049.86	\$3,855,199.28	\$6,911,960.00	\$1,692,385.20
ADDITIONS:					
TOLL INCOME (EXHIBIT A)	\$1,541,643.03	-	-	-	-
INCOME FROM INVESTMENTS	-	-	\$ 31,671.24	-	-
PROCEEDS FROM SALE OF PROPERTY	-	\$ 159.60	-	-	-
PROPERTY DAMAGE RECOVERY	-	428.69	-	-	-
TRANSFER FROM MARYLAND TOLL REVENUE PROJECTS REVENUE FUND	-	-	1,271,538.44	-	-
TOTAL ADDITIONS	\$1,541,643.03	\$ 588.29	\$1,303,209.68	-	-
TOTAL	\$1,974,524.54	\$3,715,638.15	\$5,158,408.96	\$6,911,960.00	\$1,692,385.20
DEDUCTIONS:					
EXPENSES, EXCLUDING GENERAL AND ADMINISTRATIVE EXPENSES (EXHIBIT A)	\$ 156,729.94	\$ 119,492.71	-	-	-
GENERAL AND ADMINISTRATIVE EXPENSES (EXHIBIT A)	16,561.68	31.50	-	-	-
TRANSFER TO SINKING FUND:					
BOND SERVICE ACCOUNT	1,271,538.44	-	-	-	-
INTEREST DUE OCTOBER 1, 1962	-	-	\$1,727,990.00	-	-
BRIDGE AND TUNNEL SERIAL BONDS DUE OCTOBER 1, 1962	-	-	2,040,000.00	-	-
TOTAL DEDUCTIONS	\$1,444,830.06	\$ 119,524.21	\$3,767,990.00	-	-
BALANCE, SEPTEMBER 30, 1962	\$ 529,694.48	\$3,596,113.94	\$1,390,418.96	\$6,911,960.00	\$1,692,385.20

STATE ROADS COMMISSION OF MARYLAND
AND
MARYLAND NATIONAL BANK, TRUSTEE
STATEMENT OF RESERVES (CREATED UNDER ARTICLE V OF TRUST AGREEMENT)
FOR THE MONTH OF SEPTEMBER 1962, AND FOR THE FISCAL YEAR ENDED SEPTEMBER 30, 1962 (CONCLUDED)

FISCAL YEAR ENDED SEPTEMBER 30, 1962	MARYLAND TOLL REVENUE PROJECTS				
	REVENUE FUND	OPERATIONS RESERVE FUND	BOND SERVICE ACCOUNT	SINKING FUND RESERVE ACCOUNT	REDEMPTION ACCOUNT
BALANCE, OCTOBER 1, 1961	\$ 476,092.20	\$3,723,060.11	\$1,356,694.77	\$7,596,320.00	\$ 1,629,551.54
ADDITIONS:					
TOTAL INCOME (EXHIBIT B)	\$17,552,144.43	-	-	-	-
INCOME FROM INVESTMENTS	-	\$ 103,460.14	\$ 87,327.12	\$ 195,758.02	-
PROCEEDS FROM SALE OF PROPERTY	-	614.66	-	-	-
PROPERTY DAMAGE RECOVERY	-	11,744.97	-	-	-
TRANSFER FROM RESERVE ACCOUNT	-	-	-	-	\$ 880,709.55
TRANSFER FROM MARYLAND TOLL REVENUE PROJECTS REVENUE FUND	-	286,000.00	5,612,810.97	591.53	9,447,931.61
TOTAL ADDITIONS	\$17,552,144.43	\$ 401,819.77	\$5,700,138.09	\$ 196,349.55	\$10,328,641.16
TOTAL	\$18,028,236.63	\$4,124,879.88	\$7,056,832.86	\$7,792,669.55	\$11,958,192.70
DEDUCTIONS:					
EXPENSES, EXCLUDING GENERAL AND ADMINISTRATIVE EXPENSES	\$ 1,855,166.70	\$ 524,060.53	-	-	-
GENERAL AND ADMINISTRATIVE EXPENSES	296,041.34	2,232.36	-	-	-
EXPENDITURES FOR PATAPSCO TUNNEL NORTHERN APPROACH EXTENSION	-	2,473.05	-	-	-
TRANSFER TO INTEREST AND SINKING FUND:					
BOND SERVICE ACCOUNT	5,612,810.97	-	-	-	-
RESERVE ACCOUNT	591.53	-	-	-	-
REDEMPTION ACCOUNT	9,447,931.61	-	-	-	-
TRANSFER TO OPERATIONS RESERVE FUND	286,000.00	-	-	-	-
TRANSFER TO REDEMPTION ACCOUNT	-	-	-	\$ 880,709.55	-
BRIDGE AND TUNNEL REVENUE TERM BONDS PURCHASED	-	-	-	-	\$10,265,807.50
ACCRUED INTEREST PAID ON BRIDGE AND TUNNEL REVENUE TERM BONDS PURCHASED	-	-	\$ 69,663.90	-	-
INTEREST DUE APRIL 1, 1962	-	-	1,828,760.00	-	-
INTEREST DUE OCTOBER 1, 1962	-	-	1,727,990.00	-	-
BRIDGE AND TUNNEL REVENUE SERIAL BONDS DUE OCTOBER 1, 1962	-	-	2,040,000.00	-	-
TOTAL DEDUCTIONS	\$17,498,542.15	\$ 528,765.94	\$5,666,413.90	\$ 880,709.55	\$10,265,807.50
BALANCE, SEPTEMBER 30, 1962	\$ 529,694.48	\$3,596,113.94	\$1,390,418.96	\$6,911,960.00	\$ 1,692,385.20

STATE ROADS COMMISSION OF MARYLAND
AND
MARYLAND NATIONAL BANK, TRUSTEE

STATEMENT SHOWING DEPOSITS AND WITHDRAWALS
FUNDS CREATED UNDER ARTICLE V OF TRUST AGREEMENT, FOR THE MONTH OF SEPTEMBER 1962

 MARYLAND TOLL REVENUE PROJECTS				
	REVENUE FUND	OPERATIONS RESERVE FUND	BOND SERVICE ACCOUNT	SINKING FUND, RESERVE ACCOUNT	REDEMPTION ACCOUNT
DEPOSITS:					
TOLL COLLECTIONS	\$1,348,846.67	-	-	-	-
TOLL TICKETS SOLD FOR FUTURE USE	140,148.10	-	-	-	-
COLLECTIONS OF ACCOUNTS RECEIVABLE	4,033.80	-	-	-	-
MISCELLANEOUS REVENUE	86.65	-	-	-	-
SALE OF STICKERS FOR USE WITH COMMUTATION TICKETS	759.50	-	-	-	-
PROPERTY DAMAGE RECOVERY	-	\$ 428.69	-	-	-
SALE OF PROPERTY	-	159.60	-	-	-
PROCEEDS FROM SALE OR REDEMPTION OF UNITED STATES OBLIGATIONS (INVESTMENT SECURITIES) ..	-	-	\$3,863,000.00	-	-
TRANSFER FROM MARYLAND TOLL REVENUE PROJECTS REVENUE FUND	-	-	1,271,538.44	-	-
TOTAL DEPOSITS	<u>\$1,493,874.72</u>	<u>\$ 588.29</u>	<u>\$5,134,538.44</u>	<u>-</u>	<u>-</u>
WITHDRAWALS:					
REQUISITION FOR OPERATIONS, MAINTENANCE AND GENERAL EXPENSES	\$ 173,291.62	\$ 119,524.21	-	-	-
REFUNDS	63.85	-	-	-	-
TRANSFER (EFFECTED BY TRUSTEE, OCTOBER 8, 1962) TO SINKING FUND-BOND SERVICE ACCOUNT ...	1,271,538.44	-	-	-	-
BRIDGE AND TUNNEL REVENUE SERIAL BONDS DUE OCTOBER 1, 1962	-	-	\$2,040,000.00	-	-
INTEREST DUE OCTOBER 1, 1962	-	-	1,727,990.00	-	-
TOTAL WITHDRAWALS	<u>\$1,444,893.91</u>	<u>\$ 119,524.21</u>	<u>\$3,767,990.00</u>	<u>-</u>	<u>-</u>
EXCESS OF DEPOSITS OVER WITHDRAWALS	\$ 48,980.81	\$ 118,935.92*	\$1,366,548.44	-	-
CASH BALANCE AT BEGINNING OF PERIOD, INCLUDING UNDEPOSITED COLLECTIONS	539,402.24	121,110.17	23,870.52	\$ 7,516.56*	\$1,692,385.20
CASH BALANCE AT END OF PERIOD, INCLUDING UNDEPOSITED COLLECTIONS	\$ 588,383.05	\$ 2,174.25	\$1,390,418.96	\$ 7,516.56*	\$1,692,385.20
INVESTMENTS IN UNITED STATES TREASURY OBLIGATIONS - AT COST:					
\$ 431,000 NOTES, DUE FEBRUARY 15, 1962	-	428,036.88	-	-	-
6,663,000 NOTES, 2 5/8% DUE FEBRUARY 15, 1963	-	3,010,195.31	-	3,626,777.34	-
3,441,000 NOTES, 3 1/4% DUE MAY 15, 1963	-	155,707.50	-	3,292,699.22	-
TOTAL CASH AND INVESTMENTS	<u>\$ 588,383.05</u>	<u>\$3,596,113.94</u>	<u>\$1,390,418.96</u>	<u>\$6,911,960.00</u>	<u>\$1,692,385.20</u>

* INDICATES RED FIGURE.

EXHIBIT H

STATE ROADS COMMISSION OF MARYLAND
AND
MARYLAND NATIONAL BANK, TRUSTEE

STATEMENT SHOWING DEPOSITS AND WITHDRAWALS, PATAPSCO TUNNEL CONSTRUCTION FUND
FOR THE MONTH OF SEPTEMBER 1962, AND FOR THE PERIOD FROM DECEMBER 7, 1954, THROUGH SEPTEMBER 30, 1962

	MONTH OF SEPTEMBER 1962	DECEMBER 7, 1954 THROUGH SEPTEMBER 30, 1962
DEPOSITS:		
PROCEEDS FROM SALE OF BRIDGE AND TUNNEL REVENUE BONDS DATED OCTOBER 1, 1954, AND SOLD DECEMBER 7, 1954, INCLUDING ACCRUED INTEREST OF \$947,866.33	-	\$178,841,866.33
LESS:		
PORTION APPLIED TOWARD REDEMPTION OF BRIDGE REVENUE BONDS (SERIES 1948)	\$34,037,000.00	
ACCRUED INTEREST FROM OCTOBER 1, 1954, THROUGH DECEMBER 7, 1954, DEPOSITED WITH THE TRUSTEE TO THE CREDIT OF BOND SERVICE	947,866.33	34,984,866.33
REMAINDER	-	\$143,857,000.00
PROCEEDS FROM SALE OR REDEMPTION OF UNITED STATES OBLIGATIONS (INVESTMENT SECURITIES)	\$4,011,250.00	331,163,234.76
INTEREST ON UNITED STATES OBLIGATIONS:		
EARNED	11,032.61	6,130,020.58
RECOVERY OF ACCRUED INTEREST PURCHASED	-	801,387.27
DISCOUNT ON RE-SUBSCRIPTION TO UNITED STATES TREASURY OBLIGATIONS	-	4,000.00
REFUND OF PAYMENT IN CONNECTION WITH ACQUISITION OF RIGHTS-OF-WAYS, ETC.	-	415,940.21
SALE OF PLANS AND SPECIFICATIONS	-	28,086.34
SALE OF LAND NOT NEEDED FOR RIGHTS-OF-WAY	-	10,256.62
SALE OF MATERIAL, ETC., NOT NEEDED	-	13,538.69
FROM OPERATIONS RESERVE FUND TO REFLECT PROPER DISTRIBUTION OF COSTS	-	36,299.72
TOTAL DEPOSITS	<u>\$4,022,282.61</u>	<u>\$482,459,764.19</u>
WITHDRAWALS:		
EXPENDITURES FOR PATAPSCO TUNNEL COSTS:		
PRELIMINARY EXPENSES	-	\$ 455,121.80
LAND AND RIGHTS-OF-WAY	\$ 5,566.09	11,296,162.70
CONSTRUCTION	1,500.14	102,937,337.04
ENGINEERING	4,251.16	9,313,809.67
ADMINISTRATIVE AND LEGAL	1,000.00	1,156,714.75
MAINTENANCE AND OFFICE EQUIPMENT AND SUPPLIES	-	558,622.04
TRANSFER TO BOND SERVICE FOR INTEREST ON OUTSTANDING TERM BONDS	-	16,726,801.28
FINANCING EXPENSES	-	165,928.85
TOTAL	<u>\$ 12,317.39</u>	<u>\$142,610,498.13</u>
PURCHASE OF UNITED STATES OBLIGATIONS (INVESTMENT SECURITIES)	\$4,022,179.52	\$335,158,304.61
ACCRUED INTEREST ON UNITED STATES OBLIGATIONS PURCHASED	-	800,893.48
EXPENDITURES MADE IN CONNECTION WITH ACQUISITION OF RIGHTS-OF-WAY, ETC., SUBSEQUENTLY REFUNDED	-	415,940.21
PURCHASE OF LAND SUBSEQUENTLY SOLD	-	10,256.62
PURCHASE OF MATERIALS, ETC., SUBSEQUENTLY SOLD	-	13,538.69
CONSTRUCTION EXPENDITURES SUBSEQUENTLY RECOVERED FROM OPERATIONS RESERVE FUND	-	36,299.72
TRANSFER TO SINKING FUND - RESERVE ACCOUNT	-	2,401,859.51
TOTAL WITHDRAWALS	<u>\$4,034,496.91</u>	<u>\$481,447,590.97</u>
EXCESS OF DEPOSITS OVER WITHDRAWALS	\$ 12,214.30*	\$ 1,012,173.22
CASH BALANCE AT BEGINNING OF PERIOD	1,024,387.52	-
CASH BALANCE AT END OF PERIOD	\$1,012,173.22	\$ 1,012,173.22
INVESTMENTS IN UNITED STATES OBLIGATIONS AT COST - \$4,126,000 TREASURY BILLS DUE JULY 15, 1963	4,022,179.52	4,022,179.52
TOTAL CASH AND INVESTMENTS	<u>\$5,034,352.74</u>	<u>\$ 5,034,352.74</u>

* INDICATES RED FIGURE.

EXHIBIT I

STATE ROADS COMMISSION OF MARYLAND
AND
MARYLAND NATIONAL BANK, TRUSTEE
BRIDGE AND TUNNEL REVENUE BONDS BALANCE SHEET, SEPTEMBER 30, 1962

ASSETS	TOTAL	MARYLAND TOLL REVENUE PROJECTS					BRIDGE CONSTRUCTION ACCOUNT	PATAPSCO TUNNEL CONSTRUCTION ACCOUNT	BONDED DEBT
		REVENUE FUND	OPERATIONS RESERVE FUND	BOND SERVICE ACCOUNT	SINKING FUND RESERVE ACCOUNT	REDEMPTION ACCOUNT			
CASH ON DEPOSIT:									
MARYLAND NATIONAL BANK - BALTIMORE ...	\$ 4,349,342.34	\$334,707.27	\$ 2,174.25	\$1,390,418.96	\$ 7,516.56	\$1,692,385.20	-	\$ 937,173.22	-
MARYLAND NATIONAL BANK - ANNAPOLIS ...	41,607.05	41,607.05	-	-	-	-	-	-	-
MARYLAND NATIONAL BANK - LA PLATA	94,197.80	44,197.80	-	-	-	-	-	50,000.00	-
NATIONAL BANK OF PERRYVILLE	30,687.88	30,687.88	-	-	-	-	-	-	-
CASH ON HAND - UNDEPOSITED COLLECTIONS .	137,183.05	137,183.05	-	-	-	-	-	-	-
REVOLVING FUND:									
FOR PAYMENT OF COSTS AND EXPENSES	25,000.00	-	-	-	-	-	-	25,000.00	-
FOR PAYMENT OF CURRENT EXPENSES	83,150.00	83,150.00	-	-	-	-	-	-	-
FOR MAKING CHANGE	41,850.00	41,850.00	-	-	-	-	-	-	-
INVESTMENTS IN UNITED STATES OBLIGATIONS AT COST	14,535,595.77	-	3,593,939.69	-	6,919,476.56	-	-	4,022,179.52	-
GUARANTY DEPOSITED WITH MARYLAND NATIONAL BANK, TRUSTEE	7,000.00	7,000.00	-	-	-	-	-	-	-
ACCOUNTS RECEIVABLE:									
TOLL TICKETS	2,902.45	2,902.45	-	-	-	-	-	-	-
TOLL CHARGES	17,249.35	17,249.35	-	-	-	-	-	-	-
CAPITAL PROPERTIES:									
SUSQUEHANNA RIVER TOLL BRIDGE	4,702,861.84	-	-	-	-	-	\$ 4,702,861.84	-	-
POTOMAC RIVER TOLL BRIDGE	5,628,250.06	-	-	-	-	-	5,628,250.06	-	-
CHESAPEAKE BAY TOLL BRIDGE	45,556,887.19	-	-	-	-	-	45,556,887.19	-	-
PATAPSCO TUNNEL PROJECT	142,610,498.13	-	-	-	-	-	-	142,610,498.13	-
NORTHERN APPROACH EXTENSION	1,119,630.93	-	-	-	-	-	-	1,119,630.93	-
FUTURE TOLL BRIDGE AND TUNNEL REVENUE ENCUMBERED AND PORTION OF EXISTING SINKING FUND AVAILABLE FOR PAYING PRINCIPAL OF BRIDGE AND TUNNEL REVENUE BONDS	119,228,000.00	-	-	-	-	-	-	-	\$119,228,000.00
TOTAL ASSETS	\$338,211,893.84	\$740,534.85	\$3,596,113.94	\$1,390,418.96	\$6,911,960.00	\$1,692,385.20	\$55,887,999.09	\$148,764,481.80	\$119,228,000.00

NOTE: THE TRUSTEE INFORMED THE COMMISSION THAT AS OF SEPTEMBER 30, 1962, THE TRUSTEE, OR CUSTODIANS APPROVED BY THE TRUSTEE, HELD AS COLLATERAL SECURITY FOR THE DEPOSITS OF FUNDS SHOWN ABOVE, SECURITIES HAVING A MARKET VALUE (EXCLUSIVE OF ACCRUED INTEREST) AT LEAST EQUAL TO THE AMOUNT OF EACH SUCH DEPOSIT. THE AFOREMENTIONED SECURITIES CONSISTED OF DIRECT OBLIGATIONS OF THE UNITED STATES GOVERNMENT, OR OBLIGATIONS, THE PRINCIPAL AND INTEREST OF WHICH ARE UNCONDITIONALLY GUARANTEED BY THE UNITED STATES GOVERNMENT, OR OTHER MARKETABLE SECURITIES ELIGIBLE AS SECURITY FOR DEPOSITS OF TRUST FUNDS UNDER REGULATION OF THE BOARD OF GOVERNORS OF THE FEDERAL RESERVE SYSTEM OR ELIGIBLE AS SECURITY FOR THE DEPOSITS OF FUNDS OF THE STATE OF MARYLAND.

* INDICATES RED FIGURE.

STATE ROADS COMMISSION OF MARYLAND

AND

MARYLAND NATIONAL BANK, TRUSTEE

BRIDGE AND TUNNEL REVENUE BONDS, BALANCE SHEET, SEPTEMBER 30, 1962 (CONCLUDED)

LIABILITIES	TOTAL	MARYLAND TOLL REVENUE PROJECTS					BRIDGE CONSTRUCTION ACCOUNT	PATAPSCO TUNNEL CONSTRUCTION ACCOUNT	BONDED DEBT
		REVENUE FUND	OPERATIONS RESERVE FUND	BOND SERVICE ACCOUNT	SINKING FUND RESERVE ACCOUNT	REDEMPTION ACCOUNT			
RESERVES CREATED UNDER ARTICLE V OF TRUST AGREEMENT:									
FOR OPERATING EXPENSES AND OTHER COSTS. \$	4,125,808.42	\$529,694.48	\$3,596,113.94	-	-	-	-	-	
FOR REQUIREMENT OF MARYLAND TOLL REVENUE PROJECTS - INTEREST & SINKING FUND	9,994,764.16	-	-	\$1,390,418.96	\$6,911,960.00	\$1,692,385.20	-	-	
RESERVES FOR PATAPSCO TUNNEL CONSTRUCTION COSTS:									
FOR ENCUMBRANCES ACCOUNT OF CONTRACT AWARDS	11,934.60	-	-	-	-	-	\$ 11,934.60	-	
FOR FURTHER COSTS	5,022,418.14	-	-	-	-	-	5,022,418.14	-	
OTHER RESERVES:									
FOR GUARANTY DEPOSITS	7,000.00	7,000.00	-	-	-	-	-	-	
FOR TOLL TICKETS SOLD FOR FUTURE USE ..	203,840.37	203,840.37	-	-	-	-	-	-	
BONDS PAYABLE ONLY FROM REVENUE OF BRIDGES AND TUNNEL	119,228,000.00	-	-	-	-	-	-	\$119,228,000.00	
STATE EQUITY REPRESENTED BY:									
PORTION OF BOND PROCEEDS, NET INVESTMENT INCOME AND PROJECT REVENUE INVESTED IN:									
SUSQUEHANNA RIVER TOLL BRIDGE	2,723,642.56	-	-	-	-	-	\$ 2,723,642.56	-	
POTOMAC RIVER TOLL BRIDGE	3,276,280.06	-	-	-	-	-	3,276,280.06	-	
CHESAPEAKE BAY TOLL BRIDGE	45,064,240.46	-	-	-	-	-	45,064,240.46	-	
PATAPSCO TUNNEL PROJECT	143,730,129.06	-	-	-	-	-	-	143,730,129.06	
FEDERAL GRANT INVESTED IN SUSQUEHANNA RIVER TOLL BRIDGE	1,979,219.28	-	-	-	-	-	1,979,219.28	-	
FEDERAL GRANT INVESTED IN POTOMAC RIVER TOLL BRIDGE	2,351,970.00	-	-	-	-	-	2,351,970.00	-	
CHESAPEAKE BAY FERRY SYSTEM FUNDS INVESTED IN CHESAPEAKE BAY TOLL BRIDGE	492,646.73	-	-	-	-	-	492,646.73	-	
TOTAL LIABILITIES	\$338,211,893.84	\$740,534.85	\$3,596,113.94	\$1,390,418.96	\$6,911,960.00	\$1,692,385.20	\$55,887,999.09	\$148,764,481.80	\$119,228,000.00

STATE ROADS COMMISSION OF MARYLAND
AND
MARYLAND NATIONAL BANK, TRUSTEE

STATEMENT SHOWING BRIDGE AND TUNNEL REVENUE BONDS DATED OCTOBER 1, 1954
ISSUED, PAID, PURCHASED, OR REDEEMED AT SEPTEMBER 30, 1962

BONDS ISSUED:

	<u>RATE OF INTEREST</u>	<u>MATURITY OCTOBER 1</u>	<u>PRINCIPAL AMOUNT</u>
SERIAL BONDS	1.75%	1960	\$ 1,920,000
	1.80%	1961	1,980,000
	1.90%	1962	2,040,000
	2.00%	1963	2,100,000
	2.10%	1964	2,170,000
	2.25%	1965	2,240,000
	2.30%	1966	2,310,000
	2.40%	1967	2,380,000
	2.50%	1968	2,450,000
	2.50%	1969	2,530,000
	2.60%	1970	2,610,000
	2.60%	1971	2,690,000
	2.70%	1972	2,770,000
	2.70%	1973	2,860,000
	2.70%	1974	<u>2,950,000</u>
TOTAL SERIAL BONDS			\$ 36,000,000
TERM BONDS	3.00%	1994	<u>144,000,000</u>
TOTAL BONDS ISSUED			<u>\$180,000,000</u>
BONDS PAID, PURCHASED OR REDEEMED:			
SERIAL BONDS PAID:			
IN CURRENT FISCAL YEAR			\$1,980,000.00
IN PRIOR YEARS			1,920,000.00
PAYMENT TO PAYING AGENT SEPTEMBER 28, 1962 FOR BONDS DUE OCTOBER 1, 1962			2,040,000.00
			\$ 5,940,000
TERM BONDS PURCHASED:			
IN CURRENT FISCAL YEAR			10,218,000.00
IN PRIOR YEARS			44,614,000.00
			<u>54,832,000</u>
TOTAL BONDS PAID, PURCHASED OR REDEEMED			<u>\$ 60,772,000</u>
BONDS OUTSTANDING, SEPTEMBER 30, 1962 (EXCLUDES OCTOBER 1, 1962 MATURITY - SEE ABOVE)			<u>\$119,228,000</u>

EXHIBIT K

CHART OF INCOME
 SUSQUEHANNA RIVER BRIDGE, POTOMAC RIVER BRIDGE, CHESAPEAKE BAY BRIDGE, AND PATAPSCO TUNNEL PAGE 1

EXHIBIT L

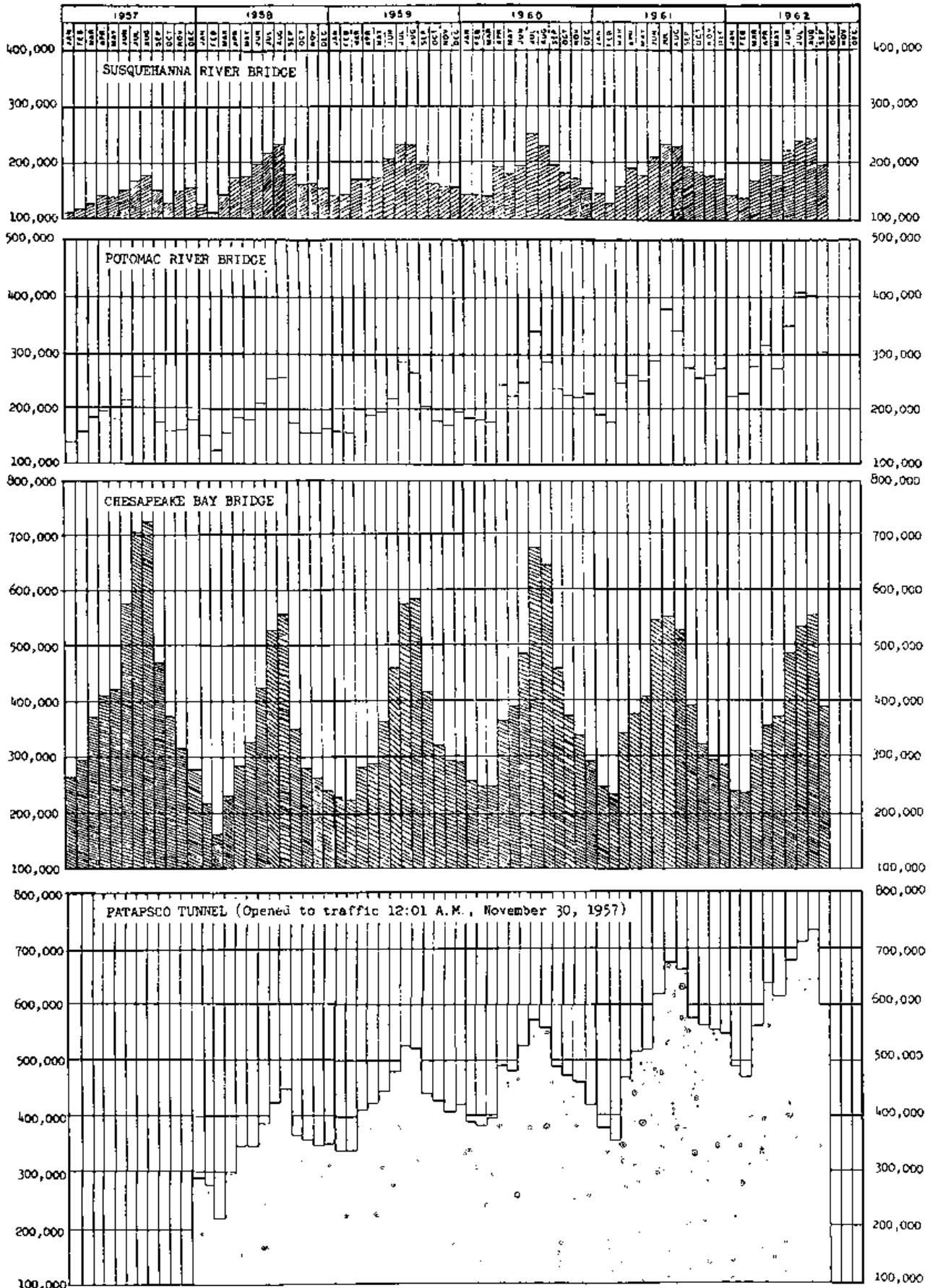
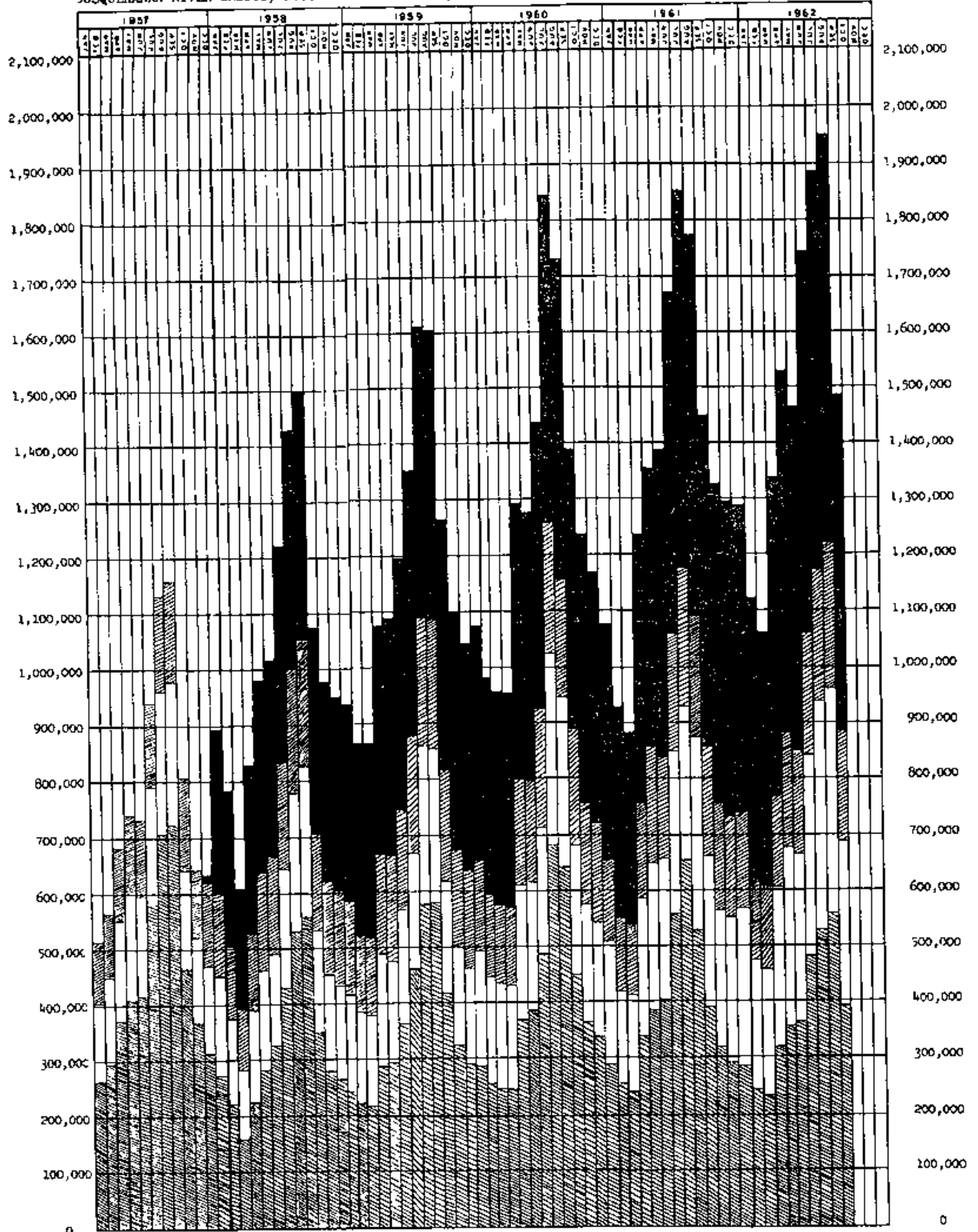


CHART OF INCOME
 SUSQUEHANNA RIVER BRIDGE, POTOMAC RIVER BRIDGE, CHESAPEAKE BAY BRIDGE, AND PATAPSCO TUNNEL

EXHIBIT L
 PAGE 2



- LEGEND
- ▨ SUSQUEHANNA RIVER BRIDGE
 - POTOMAC RIVER BRIDGE
 - ▧ CHESAPEAKE BAY BRIDGE
 - PATAPSCO TUNNEL (Opened to traffic 12:01 A.M. November 30, 1957)

STATE ROADS COMMISSION OF MARYLAND
AND

MARYLAND NATIONAL BANK, TRUSTEE

STATEMENT OF ANNUAL TOLL INCOME AND TRAFFIC VOLUME AND RESULTING PERCENTAGES
SUSQUEHANNA RIVER, POTOMAC RIVER AND CHESAPEAKE BAY TOLL BRIDGES AND PATAPSCO TUNNEL

SUSQUEHANNA RIVER TOLL BRIDGE

(OPENED AUGUST 28, 1940)

..... TRAFFIC VOLUME

FISCAL YEAR ENDED SEPTEMBER 30	VEHICULAR LIGHT COMMERCIAL.....	 HEAVY COMMERCIAL.....	
		VEHICLES	% RATIO	VEHICLES	% RATIO
1940	344,141	287,657	83.59	56,484	16.41
1941	3,695,333	3,035,502	82.14	659,831	17.86
1942	3,215,016	2,523,885	78.50	691,131	21.50
1943	2,306,633	1,683,089	72.97	623,544	27.03
1944	2,295,034	1,717,714	74.84	577,320	25.16
1945	2,292,967	1,746,516	76.17	546,451	23.83
1946	3,524,859	2,903,628	82.38	621,231	17.62
1947	3,695,828	2,975,458	80.51	720,370	19.49
1948	4,037,167	3,203,708	79.36	833,459	20.64
1949	4,589,131	3,660,407	79.76	928,724	20.24
1950	5,493,089	4,295,453	78.20	1,197,636	21.80
1951	6,771,269	5,412,922	79.94	1,358,347	20.06
1952	8,024,307	6,609,570	82.37	1,414,737	17.63
1953	8,368,222	6,770,209	80.90	1,598,013	19.10
1954	8,409,349	6,778,060	80.60	1,631,289	19.40
1955	8,706,358	6,980,010	80.17	1,726,348	19.83
1956	8,894,603	7,128,314	80.14	1,766,289	19.86
1957	8,684,679	6,982,498	80.40	1,702,181	19.60
1958	8,583,570	6,922,601	80.65	1,660,969	19.35
1959	9,269,418	7,421,812	80.07	1,847,606	19.93
1960	9,415,824	7,540,125	80.08	1,875,699	19.92
1961	9,403,622	7,509,223	79.85	1,894,399	20.15
1962	9,932,283	7,925,023	79.79	2,007,260	20.21

STATE ROADS COMMISSION OF MARYLAND
AND

MARYLAND NATIONAL BANK, TRUSTEE

STATEMENT OF ANNUAL TOLL INCOME AND TRAFFIC VOLUME AND RESULTING PERCENTAGES

SUSQUEHANNA RIVER, POTOMAC RIVER AND CHESAPEAKE BAY TOLL BRIDGES AND PATAPSCO TUNNEL (CONTINUED)

SUSQUEHANNA RIVER TOLL BRIDGE

(OPENED AUGUST 28, 1940)

FISCAL YEAR ENDED SEPTEMBER 30	TOLL INCOME				
	PASSENGER CARS AND				
	VEHICULARLIGHT COMMERCIAL.....	HEAVY COMMERCIAL.....	
	VEHICLES	VEHICLES	% RATIO	VEHICLES	% RATIO
1940	\$ 75,787.75	\$ 56,214.05	74.17	\$ 19,573.70	25.83
1941	739,126.97	512,526.74	69.34	226,600.50	30.66
1942	592,173.83	367,732.63	62.10	224,441.20	37.90
1943	409,287.07	206,645.77	50.49	202,641.30	49.51
1944	429,215.12	242,016.62	56.39	187,198.50	43.61
1945	430,803.47	252,012.32	58.50	178,791.51	41.50
1946	658,400.71	453,269.81	68.86	205,130.90	31.15
1947	713,650.62	476,516.67	66.77	237,133.95	33.23
1948	795,046.51	519,227.06	65.31	275,819.45	34.69
1949	910,754.00	599,435.35	65.82	311,318.65	34.18
1950	1,123,444.33	716,762.83	63.80	406,681.51	36.20
1951	1,356,555.63	896,389.68	66.08	460,165.95	33.92
1952	1,594,640.13	1,113,305.48	69.82	481,334.65	30.18
1953	1,679,033.61	1,133,909.61	67.53	545,124.00	32.47
1954	1,695,623.66	1,131,954.16	66.76	563,669.50	33.24
1955	1,718,186.98	1,125,633.03	65.51	592,553.95	34.49
1956	1,750,265.06	1,143,935.91	65.36	606,329.15	34.64
1957	1,699,847.14	1,110,929.74	63.35	588,917.40	34.65
1958	1,976,851.95	1,368,088.05	69.21	608,763.90	30.79
1959	2,158,336.35	1,476,718.80	68.42	681,617.55	31.58
1960	2,173,369.01	1,483,574.71	68.26	689,794.30	31.74
1961	2,170,140.82	1,474,782.57	67.96	695,358.25	32.04
1962	2,283,601.70	1,545,454.10	67.68	738,147.60	32.32

STATE ROADS COMMISSION OF MARYLAND AND
MARYLAND NATIONAL BANK, TRUSTEE

STATEMENT OF ANNUAL TOLL INCOME AND TRAFFIC VOLUME AND RESULTING PERCENTAGES

SUSQUEHANNA RIVER, POTOMAC RIVER AND CHESAPEAKE BAY TOLL BRIDGES AND PATAPSCO TUNNEL (CONTINUED)

POTOMAC RIVER TOLL BRIDGE		TRAFFIC VOLUME					
(OPENED DECEMBER 15, 1940)		PASSENGER CARS AND					
FISCAL YEAR ENDED		TOTAL	..LIGHT COMMERCIAL..		..HEAVY COMMERCIAL.		PASSENGERS
SEPTEMBER 30		VEHICULAR	VEHICLES	% RATIO	VEHICLES	% RATIO	
1941		116,143	99,693	85.84	16,450	14.16	13,685
1942		171,647	136,558	79.56	35,089	20.44	9,798
1943		182,573	137,236	75.17	45,337	24.83	11,802
1944		220,759	176,374	79.89	44,385	20.11	10,847
1945		256,783	206,992	80.61	49,791	19.39	12,881
1946		453,897	386,138	85.07	67,759	14.93	12,392
1947		581,365	478,929	82.38	102,436	17.62	12,732
1948		681,353	571,780	83.92	109,573	16.08	22,749
1949		836,134	732,427	87.60	103,707	12.40	36,436
1950		964,971	848,917	87.97	116,054	12.03	43,927
1951		1,262,756	1,124,844	89.08	137,912	10.92	59,716
1952		1,503,103	1,372,014	91.28	131,089	8.72	51,722
1953		1,822,765	1,674,992	91.89	147,773	8.11	16,303
1954		1,863,019	1,718,798	92.26	144,221	7.74	-
1955		1,867,221	1,711,791	91.68	155,430	8.32	-
1956		1,958,509	1,802,038	92.01	156,471	7.99	-
1957		2,084,971	1,921,874	92.18	163,097	7.82	-
1958		2,004,936	1,835,888	91.57	169,048	8.43	-
1959		2,175,593	1,968,287	90.47	207,306	9.53	-
1960		2,391,176	2,115,116	88.46	276,060	11.54	-
1961		2,660,225	2,283,969	85.86	376,256	14.14	-
1962		3,083,589	2,624,025	85.10	459,564	14.90	-

		TOLL INCOME						
FISCAL YEAR ENDED		TOTAL	PASSENGER CARS AND		..HEAVY COMMERCIAL.		PASSENGERS	
SEPTEMBER 30		VEHICULAR AND PASSENGERS	VEHICULAR	VEHICLES	% RATIO	VEHICLES	% RATIO	
1941		\$ 120,057.15	\$ 118,005.75	\$ 97,677.80	82.77	\$ 20,327.95	17.23	\$2,051.40
1942		176,749.90	175,280.20	131,348.00	74.94	43,932.20	25.06	1,469.70
1943		191,442.20	189,671.90	133,172.40	70.21	56,499.50	29.79	1,770.30
1944		232,996.65	231,369.60	176,112.05	76.12	55,257.55	23.88	1,627.05
1945		271,871.05	269,938.90	206,530.70	76.51	63,408.20	23.49	1,932.15
1946		469,092.05	467,233.10	377,627.95	80.82	89,605.15	19.18	1,858.95
1947		606,398.50	604,488.79	463,181.90	76.62	141,306.80	23.38	1,909.80
1948		701,678.70	698,266.35	550,555.85	78.85	147,710.50	21.15	3,412.35
1949		849,768.85	844,288.45	707,594.34	83.81	136,694.10	16.19	5,480.40
1950		988,453.00	981,863.95	821,573.55	83.67	160,290.40	16.33	6,589.05
1951		1,313,456.85	1,304,499.45	1,104,090.60	84.64	200,408.85	15.36	8,957.40
1952		1,549,853.95	1,542,095.65	1,348,450.05	87.44	193,645.60	12.56	7,758.30
1953		1,871,385.10	1,868,939.65	1,647,683.75	88.16	221,255.90	11.84	2,445.45
1954		1,919,981.80	1,919,981.80	1,697,444.10	88.41	222,537.70	11.59	-
1955		1,934,390.10	1,934,390.10	1,688,209.70	87.27	246,180.40	12.73	-
1956		2,072,939.95	2,072,939.95	1,803,341.40	86.99	269,598.55	13.01	-
1957		2,234,931.40	2,234,931.40	1,923,937.80	86.08	310,993.60	13.92	-
1958		2,171,323.50	2,171,323.50	1,837,246.20	84.61	334,077.30	15.39	-
1959		2,380,336.10	2,380,336.10	1,965,214.80	82.56	415,121.30	17.44	-
1960		2,679,501.10	2,679,501.10	2,109,831.00	78.74	569,670.10	21.26	-
1961		3,072,494.50	3,072,494.50	2,276,907.40	74.11	795,587.10	25.89	-
1962		3,600,785.85	3,600,785.85	2,617,028.25	72.68	983,757.60	27.32	-

STATE ROADS COMMISSION OF MARYLAND AND
 MARYLAND NATIONAL BANK, TRUSTEE
 STATEMENT OF ANNUAL TOLL INCOME AND TRAFFIC VOLUME AND RESULTING PERCENTAGES
 SUSQUEHANNA RIVER, POTOMAC RIVER AND CHESAPEAKE BAY TOLL BRIDGES AND PATAPSCO TUNNEL (CONCLUDED)
CHESAPEAKE BAY TOLL BRIDGE TRAFFIC VOLUME
 (OPENED JULY 30, 1952)

FISCAL YEAR ENDED SEPTEMBER 30	TOTAL VEHICULAR	PASSENGER CARS AND .. LIGHT COMMERCIAL HEAVY COMMERCIAL ..	
		VEHICLES	% RATIO	VEHICLES	% RATIO	PASSENGERS
1952	433,851	403,775	93.07	30,076	6.93	1,048,957
1953	1,919,077	1,748,058	91.09	171,019	8.91	2,762,995
1954	2,031,818	1,843,726	90.74	188,092	9.26	2,763,950
1955	2,185,181	1,985,693	90.87	199,488	9.13	2,971,141
1956	2,448,557	2,231,489	91.13	217,068	8.87	3,319,386
1957	2,836,256	2,597,106	91.57	239,150	8.43	3,886,395
1958	2,528,404	2,286,383	90.43	242,021	9.57	8,270*
1959	2,671,528	2,414,504	90.38	257,024	9.62	-*
1960	2,966,072	2,693,489	90.81	272,583	9.19	-*
1961	3,223,195	2,917,557	90.52	305,638	9.48	-*
1962	3,773,128	3,430,295	90.91	342,833	9.09	-*

FISCAL YEAR ENDED SEPTEMBER 30	TOTAL VEHICULAR AND PASSENGERS	PASSENGER CARS AND .. LIGHT COMMERCIAL HEAVY COMMERCIAL ..		PASSENGERS
		TOTAL VEHICULAR	VEHICLES	% RATIO	VEHICLES	% RATIO	
1952	\$ 911,628.75	\$ 649,806.95	\$ 554,168.70	85.28	\$ 95,638.25	14.72	\$261,821.80
1953	3,634,110.55	2,946,096.30	2,394,857.30	81.29	551,239.00	18.71	688,014.25
1954	3,820,732.10	3,132,661.50	2,517,998.25	80.38	614,663.25	19.62	688,070.60
1955	4,030,049.70	3,296,157.65	2,632,672.40	79.87	663,485.25	20.13	733,892.05
1956	4,490,960.40	3,672,618.90	2,946,929.90	80.24	725,689.00	19.76	818,341.50
1957	5,204,438.85	4,246,665.30	3,429,817.80	80.76	816,847.50	19.24	957,773.55
1958	4,049,204.90	3,931,014.00	3,092,455.25	78.67	838,557.75	21.33	118,190.90
1959	4,219,393.75	4,150,049.85	3,245,283.10	78.20	904,766.75	21.80	69,343.90
1960	4,675,985.50	4,602,788.65	3,627,264.90	78.81	975,523.75	21.19	73,196.85
1961	4,614,471.35	4,546,450.55	3,441,543.55	75.70	1,104,907.00	24.30	68,020.80
1962	4,429,365.80	4,388,726.35	3,255,461.60	74.18	1,133,264.75	25.82	40,639.45

PATAPSCO TUNNEL

(OPENED NOVEMBER 30, 1957)

FISCAL YEAR ENDED SEPTEMBER 30	TOTAL VEHICULAR	PASSENGER CARS AND .. LIGHT COMMERCIAL HEAVY COMMERCIAL ..	
		VEHICLES	% RATIO	VEHICLES	% RATIO	
1958	7,955,600	6,924,932	87.04	1,030,668	12.96	
1959	11,583,085	9,914,433	85.59	1,668,652	14.41	
1960	12,806,390	10,942,693	85.45	1,863,697	14.55	
1961	13,210,160	11,227,529	84.99	1,982,631	15.01	
1962	14,373,003	12,136,029	84.44	2,236,974	15.56	

FISCAL YEAR ENDED SEPTEMBER 30	TOTAL VEHICULAR	PASSENGER CARS AND .. LIGHT COMMERCIAL HEAVY COMMERCIAL ..	
		VEHICLES	% RATIO	VEHICLES	% RATIO	
1958	\$3,405,091.90	\$2,613,165.25	76.74	\$ 791,926.65	23.26	
1959	5,037,020.40	3,755,317.95	74.55	1,281,702.45	25.45	
1960	5,555,263.95	4,121,013.20	74.18	1,434,250.75	25.82	
1961	6,156,836.55	4,628,651.20	75.18	1,528,185.35	24.82	
1962	7,175,232.10	5,450,718.00	75.97	1,724,514.10	24.03	

* FIGURE INDETERMINATE FOLLOWING RATE CHANGE EFFECTIVE NOVEMBER 1, 1957.