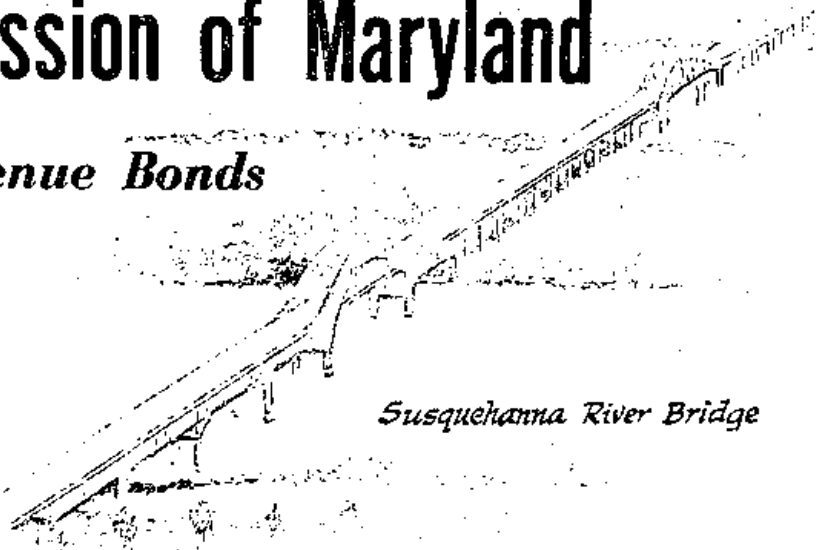



# State Roads Commission of Maryland

## *Bridge and Tunnel Revenue Bonds*



*Susquehanna River Bridge*




BALTIMORE HARBOR TUNNEL

# *Financial Report*


SEPTEMBER 1961



*Patapsco Tunnel*



*Potomac River Bridge*



*Chesapeake Bay Bridge*



COMMISSION MEMBERS

JOHN B. FUNK  
CHAIRMAN OF COMMISSION  
AND DIRECTOR OF HIGHWAYS

PAUL J. BAILEY  
HARLEY P. BRINSFIELD  
LANSDALE G. CLAGETT  
THOMAS N. KAY  
JOHN J. McMULLEN  
WILLIAM B. OWINGS

TOLL FACILITIES DIVISION

L. J. O'DONNELL  
DIVISION CHIEF  
J. M. WEBSTER  
CHIEF, BUREAU OF MAINTENANCE

BALTIMORE HARBOR TUNNEL  
CHESAPEAKE BAY BRIDGE  
POTOMAC RIVER BRIDGE  
SUSQUEHANNA RIVER BRIDGE

STATE OF MARYLAND

STATE ROADS COMMISSION  
TOLL FACILITIES DIVISION  
HARBOR TUNNEL PLAZA  
P. O. BOX 1593, BALTIMORE 3, MD.

OCTOBER 19, 1961

BALTIMORE NATIONAL BANK, TRUSTEE  
J.E. GREINER COMPANY, CONSULTING ENGINEER  
ALEX. BROWN & SONS ET AL  
BALTIMORE, MARYLAND

GENTLEMEN:

THIS REPORT IS SUBMITTED IN CONFORMITY WITH THE PROVISIONS OF SECTION 712 OF ARTICLE VII OF THE TRUST AGREEMENT, DATED OCTOBER 1, 1954, BY AND BETWEEN THE STATE ROADS COMMISSION OF MARYLAND AND THE BALTIMORE NATIONAL BANK, TRUSTEE. INCOME, EXPENSES, AND OTHER INFORMATION RELATING TO THE SUSQUEHANNA RIVER TOLL BRIDGE, THE POTOMAC RIVER TOLL BRIDGE, THE CHESAPEAKE BAY TOLL BRIDGE AND THE PATAPSCO TUNNEL ARE SHOWN FOR THE MONTH OF SEPTEMBER 1961 AND FOR THE FISCAL YEAR ENDED SEPTEMBER 30, 1961. THE REPORT ALSO INCLUDES A STATEMENT SHOWING THE APPLICATION OF FUNDS DERIVED FROM SALE OF \$180,000,000 PAR VALUE BRIDGE AND TUNNEL REVENUE BONDS ISSUED TO PROVIDE FUNDS FOR THE REDEMPTION OF OUTSTANDING STATE OF MARYLAND BRIDGE REVENUE BONDS (SERIES 1948) AND FOR THE COST OF CONSTRUCTING THE PATAPSCO TUNNEL PROJECT, INCLUDING FINANCING COSTS.

THE EXHIBITS CONTAINED IN THE REPORT ARE:

COMBINED STATEMENT OF INCOME AND EXPENSES OF THE SUSQUEHANNA RIVER TOLL BRIDGE, POTOMAC RIVER TOLL BRIDGE, CHESAPEAKE BAY TOLL BRIDGE AND PATAPSCO TUNNEL FOR THE MONTH OF SEPTEMBER 1961 ..... EXHIBIT A  
EXPENSES, EXCLUDING GENERAL AND ADMINISTRATIVE EXPENSES ..... SCHEDULE 1  
GENERAL AND ADMINISTRATIVE EXPENSES ..... SCHEDULE 2

COMBINED STATEMENT OF INCOME AND EXPENSES, OF THE SUSQUEHANNA RIVER TOLL BRIDGE, POTOMAC RIVER TOLL BRIDGE, CHESAPEAKE BAY TOLL BRIDGE AND PATAPSCO TUNNEL FOR THE FISCAL YEAR ENDED SEPTEMBER 30, 1961 ..... EXHIBIT B  
EXPENSES, EXCLUDING GENERAL AND ADMINISTRATIVE EXPENSES ..... SCHEDULE 1  
GENERAL AND ADMINISTRATIVE EXPENSES ..... SCHEDULE 2

STATEMENT OF TRAFFIC VOLUME AND TOLL INCOME, SUSQUEHANNA RIVER TOLL BRIDGE, FOR THE MONTHS OF SEPTEMBER 1961 AND 1960, AND FOR THE FISCAL YEARS ENDED SEPTEMBER 30, 1961 AND 1960 ..... EXHIBIT C

STATEMENT OF TRAFFIC VOLUME AND TOLL INCOME, POTOMAC RIVER TOLL BRIDGE, FOR THE MONTHS OF SEPTEMBER 1961 AND 1960, AND FOR THE FISCAL YEARS ENDED SEPTEMBER 30, 1961 AND 1960 ..... EXHIBIT D

STATEMENT OF TRAFFIC VOLUME AND TOLL INCOME, CHESAPEAKE BAY TOLL BRIDGE, FOR THE MONTHS OF SEPTEMBER 1961 AND 1960, AND FOR THE FISCAL YEARS ENDED SEPTEMBER 30, 1961 AND 1960 .....	EXHIBIT E
STATEMENT OF TRAFFIC VOLUME AND TOLL INCOME, PATAPSCO TUNNEL, FOR THE MONTHS OF SEPTEMBER 1961 AND 1960, AND FOR THE FISCAL YEARS ENDED SEPTEMBER 30, 1961 AND 1960..	EXHIBIT F
STATEMENT OF RESERVES (CREATED UNDER ARTICLE V OF TRUST AGREEMENT) FOR THE MONTH OF SEPTEMBER 1961, AND FOR THE FISCAL YEAR ENDED SEPTEMBER 30, 1961 .....	EXHIBIT G
STATEMENT SHOWING DEPOSITS AND WITHDRAWALS, FUNDS CREATED UNDER ARTICLE V OF THE TRUST AGREEMENT, FOR THE MONTH OF SEPTEMBER 1961 .....	EXHIBIT H
STATEMENT SHOWING DEPOSITS AND WITHDRAWALS, PATAPSCO TUNNEL CONSTRUCTION FUND FOR THE MONTH OF SEPTEMBER 1961 AND FOR THE PERIOD FROM DECEMBER 7, 1954, THROUGH SEPTEMBER 30, 1961 .....	EXHIBIT I
BRIDGE AND TUNNEL REVENUE BONDS - BALANCE SHEET, SEPTEMBER 30, 1961 .....	EXHIBIT J
STATEMENT SHOWING BRIDGE AND TUNNEL REVENUE BONDS DATED OCTOBER 1, 1954, ISSUED, PAID, PURCHASED OR REDEEMED AT SEPTEMBER 30, 1961 .....	EXHIBIT K
CHART OF INCOME, SUSQUEHANNA RIVER TOLL BRIDGE, POTOMAC RIVER TOLL BRIDGE, CHESAPEAKE BAY TOLL BRIDGE AND PATAPSCO TUNNEL .....	EXHIBIT L
STATEMENT OF ANNUAL TOLL INCOME AND TRAFFIC VOLUME, WITH RESULTING PERCENTAGES, FOR THE SUSQUEHANNA RIVER TOLL BRIDGE, AUGUST 28, 1940, TO SEPTEMBER 30, 1961; THE POTOMAC RIVER TOLL BRIDGE, DECEMBER 15, 1940, TO SEPTEMBER 30, 1961; THE CHESAPEAKE BAY TOLL BRIDGE, JULY 30, 1952, TO SEPTEMBER 30, 1961; AND THE PATAPSCO TUNNEL, NOVEMBER 30, 1957, TO SEPTEMBER 30, 1961 .....	EXHIBIT M

THE FOLLOWING COMMENTS ALSO ARE SUBMITTED:

INCOME AND EXPENSES

INCOME

A SUMMARY OF THE INCOME FROM THE PROJECTS REFLECTED IN THE REVENUE FUND FOR THE MONTHS OF SEPTEMBER 1961 AND 1960, AND FOR THE FISCAL YEARS ENDED SEPTEMBER 30, 1961 AND 1960, AND COMPARISONS IS AS FOLLOWS:

	.....FACILITIES .....				TOTAL
	SUSQUEHANNA RIVER	POTOMAC RIVER	CHESAPEAKE BAY	PATAPSCO TUNNEL	
MONTH OF SEPTEMBER, 1961 ..	\$ 209,819.27	\$ 271,695.10	\$ 407,787.74	\$ 632,588.85	\$ 1,521,890.96
MONTH OF SEPTEMBER, 1960 ..	209,058.48	244,137.95	472,471.70	495,123.85	1,420,791.98
INCREASE .....	\$ 760.79	\$ 27,557.15	\$ 64,683.96*	\$ 137,465.00	\$ 101,098.98
FISCAL YEAR ENDED SEPTEMBER 30, 1961 .....	\$2,184,235.93	\$3,073,374.31	\$4,632,098.04	\$6,212,105.59	\$16,101,813.87
FISCAL YEAR ENDED SEPTEMBER 30, 1960 .....	2,184,533.32	2,682,425.51	4,700,458.45	5,559,820.66	15,127,237.94
INCREASE .....	\$ 297.39*	\$ 390,948.80	\$ 68,360.41*	\$ 652,284.93	\$ 974,575.93

EXPENSES

A SUMMARY OF THE EXPENSES OF ALL PROJECTS PAID FROM THE REVENUE FUND AND FROM THE OPERATIONS RESERVE FUND IS AS FOLLOWS:

\* INDICATES RED FIGURE.

	REVENUE	OPERATIONS	
	FUND	RESERVE	TOTAL
MONTH OF SEPTEMBER 1961 .....	\$ 156,661.75	\$ 14,422.67	\$ 171,084.41
MONTH OF SEPTEMBER 1960 .....	149,215.68	188,636.28	323,063.92
INCREASE .....	\$ 7,446.06	\$174,213.61*	\$ 151,979.51*
FISCAL YEAR ENDED SEPTEMBER 30, 1961 .....	\$2,082,209.08	\$521,028.90	\$2,603,237.98
FISCAL YEAR ENDED SEPTEMBER 30, 1960 .....	1,960,277.24	456,456.52	2,416,733.76
INCREASE .....	\$ 121,931.84	\$ 64,572.38	\$ 186,504.22

NET INCOME

NET INCOME OF \$1,350,806.55 FOR SEPTEMBER 1961, COMPARED WITH \$1,254,889.95 FOR SEPTEMBER 1960, SHOWS AN INCREASE OF \$95,916.60. NET INCOME OF \$13,498,575.89 FOR THE FISCAL YEAR ENDED SEPTEMBER 30, 1961 COMPARED WITH \$12,710,504.18 FOR THE FISCAL YEAR ENDED SEPTEMBER 30, 1960, REFLECTS AN INCREASE OF \$788,071.71.

INCOME FROM THE FACILITIES IS DETERMINED ON AN ACCRUAL BASIS, WHILE EXPENSES OF OPERATIONS AND MAINTENANCE ARE RECORDED ON A CASH BASIS. FUND TRANSFERS MADE TO ESTABLISH SINKING FUND AND OPERATIONS RESERVES REQUIRED UNDER TRUST AGREEMENT PROVISIONS ARE NOT REFLECTED IN NET INCOME.

MARYLAND TOLL REVENUE PROJECTS REVENUE FUND

ALL TOLLS AND OTHER REVENUE DERIVED THROUGH THE OPERATIONS OF THE TOLL PROJECTS ARE DEPOSITED IN THIS FUND, WHICH LIKEWISE IS CHARGED WITH CURRENT EXPENSES INCURRED IN THE MAINTENANCE, REPAIR AND OPERATIONS OF THE TOLL PROJECTS.

AT SEPTEMBER 30, 1961, CASH ON DEPOSIT OF \$442,760.00 IN THE MARYLAND TOLL REVENUE PROJECTS REVENUE FUND PROVIDED A RESERVE EQUAL TO 20% OF THE ANNUAL BUDGET FOR CURRENT EXPENSES.

UNDER THE PROVISIONS OF ARTICLE V OF THE TRUST AGREEMENT OF OCTOBER 1, 1954, THE TRUSTEE IS REQUIRED, ON OR BEFORE THE 20TH DAY OF EACH MONTH, TO EFFECT CERTAIN TRANSFERS FROM THE MARYLAND TOLL REVENUE PROJECTS REVENUE FUND TO OTHER DESIGNATED FUNDS. THE TRUSTEE REPORTED THAT ON OCTOBER 9, 1961, TRANSFER WAS MADE TO THE MARYLAND TOLL REVENUE PROJECTS INTEREST AND SINKING FUND - BOND SERVICE ACCOUNT IN THE AMOUNT OF \$1,268,002.15. THIS TRANSFER WAS RECORDED BY THE COMMISSION AS OF SEPTEMBER 30, 1961, AND IS SO REPORTED IN THE ACCOMPANYING EXHIBITS.

INTEREST AND SINKING FUND

BOND SERVICE ACCOUNT

CASH TRANSFER IS MADE TO THIS ACCOUNT FROM THE MARYLAND TOLL REVENUE PROJECTS REVENUE FUND AFTER PROVIDING A RESERVE EQUAL TO 20% OF THE ANNUAL BUDGET FOR CURRENT EXPENSES. AT SEPTEMBER 30, 1961, THERE WAS A CASH BALANCE OF \$1,356,694.77 IN THIS ACCOUNT. THE CURRENT MAXIMUM REQUIREMENT IS \$3,921,260.00 OF WHICH \$1,881,260.00 IS FOR INTEREST PAYABLE APRIL 1, 1962 ON BONDS OUTSTANDING AT SEPTEMBER 30, 1961 AND \$2,040,000.00 FOR SERIAL BONDS MATURING OCTOBER 1, 1962.

FUNDS FOR THE PAYMENT OF \$1,980,000.00 OF SERIAL BONDS MATURING OCTOBER 1, 1961, AND \$1,899,080.00 OF INTEREST PAYABLE OCTOBER 1, 1961, WERE PAID TO THE PAYING AGENTS ON SEPTEMBER 29, 1961. THESE FUNDS AND THE CORRESPONDING LIABILITIES ARE NOT REFLECTED IN EXHIBIT J AND K OF THE REPORT.

RESERVE ACCOUNT

AT SEPTEMBER 30, 1961, THERE WAS A BALANCE OF \$7,596,320.00 IN THIS ACCOUNT, COMPRISING CASH OF \$17,913.51 AND INVESTMENTS IN UNITED STATES OBLIGATIONS OF \$7,578,406.49. THE CURRENT MAXIMUM REQUIREMENT IN THE RESERVE ACCOUNT IS \$7,525,040.00, THE EQUIVALENT OF TWO YEARS INTEREST ON ALL BONDS OUTSTANDING AT SEPTEMBER 30, 1961.

\* INDICATES RED FIGURE.

REDEMPTION ACCOUNT

THIS ACCOUNT IS CREDITED WITH ANY BALANCE IN THE REVENUE FUND AFTER PROVISION IS MADE FOR REQUIREMENTS OF THE REVENUE FUND, THE BOND SERVICE ACCOUNT, THE RESERVE ACCOUNT AND THE OPERATIONS RESERVE FUND. AT SEPTEMBER 30, 1961, THERE WAS A CASH BALANCE IN THE ACCOUNT OF \$1,629,551.54.

OPERATIONS RESERVE FUND

AFTER MAKING PROVISION IN THE REVENUE FUND, THE BOND SERVICE ACCOUNT AND THE RESERVE ACCOUNT FOR THE MAXIMUM REQUIREMENT OF SUCH FUND OR ACCOUNT, ANY BALANCE REMAINING IN THE REVENUE FUND SHALL BE WITHDRAWN AND PLACED IN THE OPERATIONS RESERVE FUND UNTIL THE SUM OF \$281,000.00 HAS BEEN DEPOSITED FOR THE FISCAL YEAR 1960-1961, AND AS MAY THEREAFTER BE REQUIRED IN CONFORMITY WITH THE PROVISION OF SECTION 514 OF THE TRUST AGREEMENT.

MONEYS IN THE OPERATIONS RESERVE FUND ARE USED FOR PAYING THE COST OF UNUSUAL OR EXTRAORDINARY MAINTENANCE OR REPAIRS, MAINTENANCE OR REPAIRS NOT RECURRING ANNUALLY, AND RENEWALS AND REPLACEMENTS, THE COST OF REPLACING EQUIPMENT, THE COST OF REPAIRS OR REPLACEMENTS RESULTING FROM AN EMERGENCY CAUSED BY SOME EXTRAORDINARY OCCURRENCE, CERTAIN ENGINEERING EXPENSES AND PREMIUMS ON INSURANCE.

MONEYS IN THE OPERATIONS RESERVE FUND ARE TO BE USED FOR THE PAYMENT OF INTEREST ON AND PRINCIPAL OF THE BONDS IF AT ANY TIME MONEYS IN THE BOND SERVICE ACCOUNT AND RESERVE ACCOUNT ARE INSUFFICIENT FOR SUCH PURPOSE.

A SUMMARY OF THE TRANSACTIONS IN THE FUND THROUGH SEPTEMBER 30, 1961 FOLLOWS:

	FISCAL YEAR ENDED <u>SEPTEMBER 30, 1961</u>	DECEMBER 7, 1954 THROUGH <u>SEPTEMBER 30, 1961</u>
BALANCE AT BEGINNING OF PERIOD, INCLUDING CASH AND INVESTMENTS ..	\$3,744,119.75	-
<b>RECEIPTS:</b>		
TRANSFER FROM OPERATIONS RESERVE FUND (ESTABLISHED UNDER TRUSTEE AGREEMENT DATED OCTOBER 1, 1948) .....	-	\$ 852,195.80
TRANSFER FROM REVENUE FUND .....	281,000.00	6,233,640.00
RETURN PREMIUM - PUBLIC LIABILITY INSURANCE .....	-	437.29
RETURN PREMIUM - FAITHFUL PERFORMANCE BLANKET POSITION BOND ...	-	883.39
RETURN PREMIUM - USE AND OCCUPANCY INSURANCE .....	-	2,914.53
PROPERTY DAMAGE RECOVERY .....	12,637.72	38,081.04
INCOME FROM INVESTMENTS .....	185,928.93	608,114.37
SALE OF PROPERTY .....	5,402.61	13,770.95
REIMBURSEMENTS FOR USE OF EQUIPMENT .....	-	12.37
SALE OF PLANS AND SPECIFICATIONS .....	-	135.00
REFUNDS OF PAYMENT IN CONNECTIONS WITH ACQUISITION OF RIGHTS- OF-WAY .....	15,000.00	15,000.00
FROM PATAPSCO TUNNEL CONSTRUCTION FUND TO REFLECT DISTRIBUTION OF COSTS FOR DESIGN SECTION D-7 .....	-	720.00
TOTAL RECEIPTS .....	<u>\$ 499,969.26</u>	<u>\$7,765,904.74</u>
TOTAL .....	<u>\$4,244,089.01</u>	<u>\$7,765,904.74</u>
<b>DISBURSEMENTS:</b>		
<b>OPERATING COSTS:</b>		
INSURANCE .....	\$ 77,357.94	\$1,003,800.74
EXTRAORDINARY MAINTENANCE, REPAIRS, RENEWALS AND REPLACEMENTS	443,670.96	1,921,166.01
NORTHERN APPROACH EXTENSION .....	-	1,117,877.88
TOTAL DISBURSEMENTS ..	<u>\$ 521,028.90</u>	<u>\$4,042,844.63</u>
BALANCE AT END OF PERIOD, INCLUDING CASH AND INVESTMENTS ...	<u>\$3,723,060.11</u>	<u>\$3,723,060.11</u>

PATAPSCO TUNNEL CONSTRUCTION FUND

THE ACCOMPANYING EXHIBIT 1 SHOWS THE TRANSACTIONS IN THE PATAPSCO TUNNEL CONSTRUCTION FUND ON THE BASIS OF DEPOSITS AND WITHDRAWALS, WHICH IS EQUIVALENT TO CASH RECEIPTS AND DISBURSEMENTS. THE FOLLOWING TABULATION SUMMARIZES THE TRANSACTIONS IN THIS FUND ON THE BASIS OF REVENUE AND EXPENDITURES:

	MONTH OF <u>SEPTEMBER 1961</u>	DECEMBER 7, 1954 THROUGH <u>SEPTEMBER 30, 1961</u>
BALANCE AT BEGINNING OF PERIOD, INCLUDING CASH AND INVESTMENTS ....	\$5,998,430.57	-
REVENUES:		
NET PROCEEDS FROM SALE OF BRIDGE AND TUNNEL REVENUE BONDS DATED OCTOBER 1, 1954 .....	-	\$143,857,000.00
NET INCOME FROM UNITED STATES OBLIGATIONS, AFTER DEDUCTING PREMIUM WRITTEN OFF AND OTHER NET ADJUSTMENTS .....	881.61	5,990,164.44
SALE OF PLANS AND SPECIFICATIONS .....	-	28,086.34
TOTAL REVENUES .....	<u>\$ 881.61</u>	<u>\$149,875,250.78</u>
TOTAL .....	<u>\$5,999,312.18</u>	<u>\$149,875,250.78</u>
EXPENDITURES:		
PATAPSCO TUNNEL PROJECT COSTS - NET .....	\$ 490,415.24	\$141,964,494.33
TRANSFER TO SINKING FUND - RESERVE ACCOUNT .....	-	2,401,859.51
TOTAL EXPENDITURES .....	<u>\$ 490,415.24</u>	<u>\$144,366,353.84</u>
BALANCE AT END OF PERIOD .....	<u>\$5,508,896.94</u>	<u>\$ 5,508,896.94</u>

TOLL RATES

THE TOLL RATE SCHEDULES FOR THE SUSQUEHANNA RIVER TOLL BRIDGE AND THE POTOMAC RIVER TOLL BRIDGE WERE NOT REVISED DURING THE FISCAL YEAR ENDED SEPTEMBER 30, 1961. ON MAY 1, 1961, THE TOLL FOR CLASS #1 VEHICLES AT THE PATAPSCO TUNNEL WAS INCREASED FROM 40 CENTS TO 50 CENTS. THE CASH RATE AT THE CHESAPEAKE BAY TOLL BRIDGE WAS ADJUSTED ON JULY 1, 1961. FOR PASSENGER CARS AND LIGHT COMMERCIAL VEHICLES, ELIMINATING THE CHARGE FOR EXTRA PASSENGERS AND ESTABLISHING A FLAT RATE OF \$1.00 FOR VEHICLES IN THIS CLASSIFICATION. THE COMMUTATION RATE FOR PASSENGER CARS AND LIGHT COMMERCIAL VEHICLES WITH EXTRA PASSENGERS WAS ELIMINATED. FOR DETAILS SEE EXHIBIT E AND F.

SALE OF PROPERTY

SECTION 712 OF ARTICLE VII OF THE TRUST AGREEMENT REQUIRES THE SUBMISSION OF A STATEMENT SHOWING ALL SALES OF TOLL REVENUE PROJECTS PROPERTY UNDER THE PROVISION OF SECTION 713 OF SAID ARTICLE. DURING THE FISCAL YEAR ENDED SEPTEMBER 30, 1961, SOME LAND NOT NEEDED FOR THE PATAPSCO TUNNEL PROJECT WAS SOLD FOR THE SUM OF \$3,396.62 AND THIS SUM WAS DEPOSITED IN THE PATAPSCO TUNNEL CONSTRUCTION FUND. THE SUM OF \$5,402.61 WAS RECEIVED FROM THE SALE OF TWO USED ACCOUNTING MACHINES FOR \$4,269.00, A USED TRUCK FOR \$855.00 AND SCRAP MATERIAL FOR \$278.61 AND THE PROCEEDS OF THESE SALES WERE DEPOSITED IN THE OPERATIONS RESERVE FUND.

GENERAL BASIS OF ACCOUNTING

THE TOLL INCOME ACCOUNT OF THE COMMISSION ARE MAINTAINED ON AN ACCRUAL BASIS. ALL OTHER ACCOUNTS ARE MAINTAINED GENERALLY ON A CASH BASIS; THEREFORE, ACCRUED INTEREST RECEIVABLE, EXPENSES ACCRUED AND PAYABLE, AND CONSTRUCTION EXPENDITURES PAYABLE HAVE NOT BEEN TAKEN INTO CONSIDERATION IN THE PREPARATION OF THE ACCOMPANYING FINANCIAL STATEMENTS.

VERY TRULY YOURS,

*C. L. Wannan*

C. L. WANNAN  
COMPTROLLER

## STATE ROADS COMMISSION OF MARYLAND

AND

BALTIMORE NATIONAL BANK, TRUSTEE

COMBINED STATEMENT OF INCOME AND EXPENSES  
 OF THE SUSQUEHANNA RIVER TOLL BRIDGE, POTOMAC RIVER TOLL BRIDGE  
 CHESAPEAKE BAY TOLL BRIDGE, AND PATAPSCO TUNNEL  
 FOR THE MONTH OF SEPTEMBER 1961

	TOTAL	FACILITIES			
		SUSQUEHANNA RIVER TOLL BRIDGE	POTOMAC RIVER TOLL BRIDGE	CHESAPEAKE BAY TOLL BRIDGE	PATAPSCO TUNNEL
<b>INCOME:</b>					
TOLL INCOME BASED ON TOLL TRANSACTIONS:					
CASH TOLLS .....	\$1,304,386.30	\$174,947.65	\$263,722.90	\$360,315.40	\$505,400.35
TICKET TOLLS .....	128,963.50	21,415.75	5,438.20	25,428.55	76,681.00
CHARGE TOLLS .....	7,628.45	201.00	2,059.50	5,014.40	353.55
TOTAL TOLL INCOME BASED ON TOLL TRANSACTIONS .....	\$1,440,978.25	\$196,564.40	\$271,220.60	\$390,758.35	\$582,434.90
COLLECTIONS IN EXCESS OF CALCULATED TOLLS - NET .....	203.34*	148.88*	31.85	55.41*	30.90*
UNREDEEMED TOLL TICKETS ISSUED FROM OCTOBER 1, 1957 TO SEPTEMBER 30, 1958 .....	80,380.30	13,162.00	441.65	17,020.55	49,756.10
SALE OF STICKERS FOR USE WITH COMMUTATION TICKETS .....	580.00	231.00	-	60.50	288.50
MISCELLANEOUS REVENUE .....	155.75	10.75	1.00	3.75	140.25
TOTAL INCOME .....	\$1,521,890.96	\$209,819.27	\$271,695.10	\$407,787.74	\$632,588.85
<b>EXPENSES, EXCLUDING GENERAL AND ADMINISTRATIVE EXPENSES - SCHEDULE 1:</b>					
MARYLAND TOLL REVENUE PROJECTS REVENUE FUND .....	\$ 139,783.86	\$ 21,235.22	\$ 8,911.09	\$ 17,707.18	\$ 91,930.37
MARYLAND TOLL REVENUE PROJECTS OPERATIONS RESERVE FUND .....	14,388.22	1,024.69	344.86	11,561.79	1,456.88
TOTAL EXPENSES, EXCLUDING GENERAL AND ADMINISTRATIVE EXPENSES .....	\$ 154,172.08	\$ 22,259.91	\$ 9,255.95	\$ 29,268.97	\$ 93,387.25
NET OPERATING INCOME .....	\$1,367,718.88	\$187,559.36	\$262,439.15	\$378,518.77	\$539,201.60
<b>GENERAL AND ADMINISTRATIVE EXPENSES-SCHEDULE 2:</b>					
MARYLAND TOLL REVENUE PROJECTS REVENUE FUND .....	\$ 16,877.88				
MARYLAND TOLL REVENUE PROJECTS OPERATIONS RESERVE FUND .....	34.45				
NET GENERAL AND ADMINISTRATIVE EXPENSES .....	\$ 16,912.33				
NET INCOME .....	\$1,350,806.55				

\* INDICATES RED FIGURE.

STATE ROADS COMMISSION OF MARYLAND  
AND  
BALTIMORE NATIONAL BANK, TRUSTEE

EXPENSES, EXCLUDING GENERAL AND ADMINISTRATIVE EXPENSES  
FOR THE MONTH OF SEPTEMBER 1961

	TOTAL	FACILITIES			
		SUSQUEHANNA RIVER TOLL BRIDGE	POTOMAC RIVER TOLL BRIDGE	CHESAPEAKE BAY TOLL BRIDGE	PATAPSCO TUNNEL
<b>MARYLAND TOLL REVENUE PROJECTS REVENUE FUND:</b>					
OPERATING SALARIES .....	\$ 94,565.16	\$15,014.91	\$7,181.85	\$11,839.33	\$60,529.07
OPERATING EXPENSES .....	15,074.51	4,347.10	443.02	1,058.43	9,225.96
MAINTENANCE .....	30,144.19	1,873.21	1,286.22	4,809.42	22,175.34
TOTAL .....	<u>\$139,783.86</u>	<u>\$21,235.22</u>	<u>\$8,911.09</u>	<u>\$17,707.18</u>	<u>\$91,930.37</u>
<b>MARYLAND TOLL REVENUE PROJECTS OPERATIONS RESERVE FUND:</b>					
EXTRAORDINARY MAINTENANCE, REPAIRS, RENEWALS AND REPLACEMENTS .....	\$ 14,388.22	\$ 1,024.69	\$ 344.86	\$11,561.79	\$ 1,456.88
TOTAL .....	<u>\$ 14,388.22</u>	<u>\$ 1,024.69</u>	<u>\$ 344.86</u>	<u>\$11,561.79</u>	<u>\$ 1,456.88</u>
<b>TOTAL:</b>					
OPERATING SALARIES .....	\$ 94,565.16	\$15,014.91	\$7,181.85	\$11,839.33	\$60,529.07
OPERATING EXPENSES .....	15,074.51	4,347.10	443.02	1,058.43	9,225.96
MAINTENANCE .....	30,144.19	1,873.21	1,286.22	4,809.42	22,175.34
EXTRAORDINARY MAINTENANCE, REPAIRS, RENEWALS AND REPLACEMENTS .....	14,388.22	1,024.69	344.86	11,561.79	1,456.88
TOTAL .....	<u>\$154,172.08</u>	<u>\$22,259.91</u>	<u>\$9,255.95</u>	<u>\$29,268.97</u>	<u>\$93,387.25</u>



STATE ROADS COMMISSION OF MARYLAND  
AND  
BALTIMORE NATIONAL BANK, TRUSTEE  
GENERAL AND ADMINISTRATIVE EXPENSES  
FOR THE MONTH OF SEPTEMBER 1961

	<u>TOTAL</u>	<u>SALARIES</u>	<u>OTHER EXPENSES</u>
MARYLAND TOLL REVENUE PROJECTS REVENUE FUND .....	\$17,877.88	\$10,969.70	\$6,908.18
MARYLAND TOLL REVENUE PROJECTS OPERATIONS RESERVE FUND .....	<u>34.45</u>	<u>-</u>	<u>34.45</u>
	<u>\$17,912.33</u>	<u>\$10,969.70</u>	<u>\$6,942.63</u>
LESS CREDIT - MARYLAND TOLL REVENUE PROJECTS REVENUE FUND - AMOUNT RECEIVED FROM PATAPSCO TUNNEL CONSTRUCTION FUND FOR THE FISCAL YEAR ENDED SEPTEMBER 30, 1961 .....	\$ 1,000.00		
	<u>\$ 1,000.00</u>		
REMAINDER:			
MARYLAND TOLL REVENUE PROJECTS REVENUE FUND .....	\$16,877.88		
MARYLAND TOLL REVENUE PROJECTS OPERATIONS RESERVE FUND .....	<u>34.45</u>		
TOTAL ....	<u>\$16,912.33</u>		

STATE ROADS COMMISSION OF MARYLAND  
AND  
BALTIMORE NATIONAL BANK, TRUSTEE  
COMBINED STATEMENT OF INCOME AND EXPENSES  
OF THE SUSQUEHANNA RIVER TOLL BRIDGE, POTOMAC RIVER TOLL BRIDGE,  
CHESAPEAKE BAY TOLL BRIDGE, AND PATAPSCO TUNNEL  
FOR THE FISCAL YEAR ENDED SEPTEMBER 30, 1961

	TOTAL	FACILITIES			
		SUSQUEHANNA RIVER TOLL BRIDGE	POTOMAC RIVER TOLL BRIDGE	CHESAPEAKE BAY TOLL BRIDGE	PATAPSCO TUNNEL
<b>INCOME:</b>					
TOLL INCOME BASED ON TOLL TRANSACTIONS:					
CASH TOLLS .....	\$14,501,059.20	\$1,918,611.75	\$2,986,688.50	\$4,252,447.05	\$5,343,311.90
TICKET TOLLS .....	1,429,947.07	251,037.02	63,196.40	303,223.15	812,490.50
CHARGE TOLLS .....	82,936.95	492.05	22,609.60	58,801.15	1,034.15
TOTAL TOLL INCOME BASED ON TOLL TRANSACTIONS .....	\$16,013,943.22	\$2,170,140.82	\$3,072,494.50	\$4,614,471.35	\$6,156,836.55
COLLECTIONS IN EXCESS OF CALCULATED TOLLS - NET .....	1,225.44*	1,806.84*	415.48	271.66*	437.58
UNREDEEMED TOLL TICKETS ISSUED FROM OCTOBER 1, 1957 TO SEPTEMBER 30, 1958 .....	80,380.30	13,162.00	441.65	17,020.55	49,756.10
SALE OF STICKERS FOR USE WITH COMMUTATION TICKETS .....	6,875.00	2,680.00	-	868.50	3,326.50
MISCELLANEOUS REVENUE .....	1,840.79	59.95	22.68	9.30	1,748.86
<b>TOTAL INCOME .....</b>	<b>\$16,101,813.87</b>	<b>\$2,184,235.93</b>	<b>\$3,073,374.31</b>	<b>\$4,632,098.04</b>	<b>\$6,212,105.59</b>
<b>EXPENSES, EXCLUDING GENERAL AND ADMINISTRATIVE EXPENSES - SCHEDULE 1:</b>					
MARYLAND TOLL REVENUE PROJECTS REVENUE FUND .....	\$ 1,791,665.54	\$ 255,326.14	\$ 123,239.89	\$ 235,019.11	\$1,178,080.40
MARYLAND TOLL REVENUE PROJECTS OPERATIONS RESERVE FUND .....	480,924.40	37,486.54	53,563.45	211,079.68	178,794.73
<b>TOTAL EXPENSES, EXCLUDING GENERAL AND ADMINISTRATIVE EXPENSES .....</b>	<b>\$2,272,589.94</b>	<b>\$ 292,812.68</b>	<b>\$ 176,803.34</b>	<b>\$ 446,098.79</b>	<b>\$1,356,875.13</b>
<b>NET OPERATING INCOME .....</b>	<b>\$13,829,223.93</b>	<b>\$1,891,423.25</b>	<b>\$2,896,570.97</b>	<b>\$4,185,999.25</b>	<b>\$4,855,230.46</b>
<b>GENERAL AND ADMINISTRATIVE EXPENSES - SCHEDULE 2:</b>					
MARYLAND TOLL REVENUE PROJECTS REVENUE FUND .....	\$ 290,543.54				
MARYLAND TOLL REVENUE PROJECTS OPERATIONS RESERVE FUND .....	40,104.50				
<b>NET GENERAL AND ADMINISTRATIVE EXPENSES .....</b>	<b>\$ 330,648.04</b>				
<b>NET INCOME .....</b>	<b>\$13,498,575.89</b>				

\* INDICATES RED FIGURE.

STATE ROADS COMMISSION OF MARYLAND  
AND  
BALTIMORE NATIONAL BANK, TRUSTEE

EXPENSES, EXCLUDING GENERAL AND ADMINISTRATIVE EXPENSES  
FOR THE FISCAL YEAR ENDED SEPTEMBER 30, 1961

	TOTAL	FACILITIES			
		SUSQUEHANNA RIVER TOLL BRIDGE	POTOMAC RIVER TOLL BRIDGE	CHESAPEAKE BAY TOLL BRIDGE	PATAPSCO TUNNEL
<b>MARYLAND TOLL REVENUE PROJECTS REVENUE FUND:</b>					
OPERATING SALARIES .....	\$1,187,234.30	\$196,001.12	\$ 94,016.05	\$151,122.55	\$ 746,094.58
OPERATING EXPENSES .....	183,319.29	30,035.57	8,519.61	15,654.26	129,109.85
INSURANCE .....	690.16	101.73	51.86	111.70	424.87
MAINTENANCE .....	420,421.79	29,187.72	20,652.37	68,130.60	302,451.10
TOTAL .....	<u>\$1,791,665.54</u>	<u>\$255,326.14</u>	<u>\$123,239.89</u>	<u>\$235,019.11</u>	<u>\$1,178,080.40</u>
<b>MARYLAND TOLL REVENUE PROJECTS OPERATIONS RESERVE FUND:</b>					
INSURANCE .....	\$ 74,985.62	\$ 6,206.37	\$ 2,051.32	\$ 4,130.83	\$ 62,597.10
EXTRAORDINARY MAINTENANCE, REPAIRS, RENEWALS AND REPLACEMENTS .....	405,938.78	31,280.17	51,512.13	206,948.85	116,197.63
TOTAL .....	<u>\$ 480,924.40</u>	<u>\$ 37,486.54</u>	<u>\$ 53,563.45</u>	<u>\$211,079.68</u>	<u>\$ 178,794.73</u>
<b>TOTAL:</b>					
OPERATING SALARIES .....	\$1,187,234.30	\$196,001.12	\$ 94,016.15	\$151,122.55	\$ 746,094.58
OPERATING EXPENSES .....	183,319.29	30,035.57	8,519.61	15,654.26	129,109.85
INSURANCE .....	75,675.78	6,308.10	2,103.18	4,242.53	63,021.97
MAINTENANCE .....	420,421.79	29,187.72	20,652.37	68,130.60	302,451.10
EXTRAORDINARY MAINTENANCE, REPAIRS, RENEWALS AND REPLACEMENTS .....	405,938.78	31,280.17	51,512.13	206,948.85	116,197.63
TOTAL .....	<u>\$2,272,589.94</u>	<u>\$292,812.68</u>	<u>\$176,803.34</u>	<u>\$446,098.79</u>	<u>\$1,356,875.13</u>

STATE ROADS COMMISSION OF MARYLAND  
AND  
BALTIMORE NATIONAL BANK, TRUSTEE  
GENERAL AND ADMINISTRATIVE EXPENSES  
FOR THE FISCAL YEAR ENDED SEPTEMBER 30, 1961

	<u>TOTAL</u>	<u>SALARIES</u>	<u>OTHER EXPENSES</u>
MARYLAND TOLL REVENUE PROJECTS REVENUE FUND .....	\$291,543.54	\$151,664.36	\$139,879.18
MARYLAND TOLL REVENUE PROJECTS OPERATIONS RESERVE FUND.	<u>40,104.50</u>	<u>-</u>	<u>40,104.50</u>
	<u>\$331,648.04</u>	<u>\$151,664.36</u>	<u>\$179,983.68</u>
LESS CREDIT - MARYLAND TOLL REVENUE PROJECTS REVENUE FUND - AMOUNT RECEIVED FROM PATAPSCO TUNNEL CONSTRUCTION FUND FOR THE FISCAL YEAR ENDED SEPTEMBER 30, 1961 .....	<u>\$ 1,000.00</u>		
	<u>\$ 1,000.00</u>		
REMAINDER:			
MARYLAND TOLL REVENUE PROJECTS REVENUE FUND .....	\$290,543.54		
MARYLAND TOLL REVENUE PROJECTS OPERATIONS RESERVE FUND .....	<u>40,104.50</u>		
TOTAL .....	<u>\$330,648.04</u>		

STATE ROADS COMMISSION OF MARYLAND  
AND  
BALTIMORE NATIONAL BANK, TRUSTEE

STATEMENT OF TRAFFIC VOLUME AND TOLL INCOME, SUSQUEHANNA RIVER TOLL BRIDGE  
FOR THE MONTHS OF SEPTEMBER 1961 AND 1960, AND FOR THE FISCAL YEARS ENDED SEPTEMBER 30, 1961 AND 1960

	RATES	TRAFFIC VOLUME						TRAFFIC VOLUME					
		MONTH OF SEPTEMBER				INCREASE OR DECREASE		FISCAL YEAR ENDED SEPTEMBER 30				INCREASE OR DECREASE	
		1961	%	1960	%	NUMBER	%	1961	%	1960	%	NUMBER	%
<b>AUTOMOBILES AND LIGHT COMMERCIAL VEHICLES:</b>													
PASSENGER, ETC.	\$ .25	539,233	63.48	543,578	63.98	4,345-	.80-	5,817,372	61.86	5,851,795	62.15	34,423-	.59-
PASSENGER, ETC., OUT OF STATE TAGS, COMMUTATION	.03	15,384	1.81	16,351	1.92	967-	5.91-	180,508	1.92	190,080	2.02	9,572-	5.04-
PASSENGER, ETC., MARYLAND TAGS, COMMUTATION	.01	127,593	15.02	123,929	14.59	3,664+	2.96+	1,478,793	15.72	1,468,146	15.59	10,647+	.73+
LOCAL BUSES ON SCHEDULED RUN, COMMUTATION	.15	153	.02	144	.01	9+	6.25+	1,576	.02	1,614	.02	38-	2.35-
OFFICIAL DUTY	NONE	3,975	.47	2,119	.25	1,856+	87.59+	30,974	.33	28,490	.30	2,484+	8.72+
<b>TOTAL</b>		<b>686,338</b>	<b>80.80</b>	<b>686,121</b>	<b>80.75</b>	<b>217+</b>	<b>.03+</b>	<b>7,509,223</b>	<b>79.85</b>	<b>7,540,125</b>	<b>80.08</b>	<b>30,902-</b>	<b>.41-</b>
<b>HEAVY COMMERCIAL VEHICLES:</b>													
TWO-AXLE	\$ .30	18,955	2.23	19,728	2.32	773-	3.92-	214,403	2.28	212,089	2.25	2,314+	1.09+
THREE-AXLE	.40	18,265	2.15	20,128	2.37	1,863-	9.26-	203,173	2.16	218,283	2.32	15,110-	6.92-
FOUR-AXLE	.45	59,807	7.04	58,650	6.90	1,157+	1.97+	707,563	7.53	684,560	7.27	23,003+	3.36+
TWO-AXLE, COMMUTATION	.20	10,678	1.26	10,021	1.18	657+	6.56+	112,164	1.19	97,668	1.04	14,496+	14.84+
THREE-AXLE, COMMUTATION	.30	7,120	.84	9,162	1.08	2,042-	22.29-	109,775	1.17	117,904	1.25	8,129-	6.89-
FOUR-AXLE, COMMUTATION	.30	47,400	5.58	45,114	5.31	2,286+	5.07+	538,364	5.73	537,979	5.71	385+	.07+
FIVE-AXLE AND SPECIALS	.55 MIN.	835	.10	734	.09	101+	13.76+	8,957	.09	7,216	.08	1,741+	24.13+
<b>TOTAL</b>		<b>163,060</b>	<b>19.20</b>	<b>163,537</b>	<b>19.25</b>	<b>477-</b>	<b>.29-</b>	<b>1,894,399</b>	<b>20.15</b>	<b>1,875,699</b>	<b>19.92</b>	<b>18,700+</b>	<b>1.00+</b>
<b>TOTAL TRAFFIC VOLUME</b>		<b>849,398</b>	<b>100.00</b>	<b>849,658</b>	<b>100.00</b>	<b>260-</b>	<b>.03-</b>	<b>9,403,622</b>	<b>100.00</b>	<b>9,415,824</b>	<b>100.00</b>	<b>12,202-</b>	<b>.13-</b>

STATE ROADS COMMISSION OF MARYLAND  
AND  
BALTIMORE NATIONAL BANK, TRUSTEE  
STATEMENT OF TRAFFIC VOLUME AND TOLL INCOME, SUSQUEHANNA RIVER TOLL BRIDGE  
FOR THE MONTHS OF SEPTEMBER 1961 AND 1960, AND FOR THE FISCAL YEARS ENDED SEPTEMBER 30, 1961 AND 1960 (CONCLUDED)

	RATES	MONTH OF SEPTEMBER						FISCAL YEAR ENDED SEPTEMBER 30					
		1961		1960		INCREASE OR DECREASE		1961		1960		INCREASE OR DECREASE	
		AMOUNT	% RATIO	AMOUNT	% RATIO	AMOUNT	%	AMOUNT	% RATIO	AMOUNT	% RATIO	AMOUNT	%
TOLL INCOME													
AUTOMOBILES AND LIGHT COMMERCIAL VEHICLES:													
PASSENGER, ETC.	\$ .25	\$134,808.25	68.58	\$135,894.50	68.79	\$1,086.25-	.80-	\$1,454,343.00	67.02	\$1,452,948.75	67.31	\$8,605.75-	.59-
PASSENGER, ETC., OUT OF STATE TAGS, COMMUTATION	.03	461.52	.23	490.53	.25	29.01-	5.91-	5,415.24	.25	5,702.40	.26	287.16-	5.04-
PASSENGER, ETC., MARYLAND TAGS, COMMUTATION	.01	1,275.93	.66	1,239.29	.63	36.64+	2.96+	14,787.93	.68	14,681.46	.68	106.47+	.73+
LOCAL BUSES ON SCHEDULED RUN, COMMUTATION	.15	22.95	.01	21.60	.01	1.35+	6.25+	236.40	.01	242.10	.01	5.70-	2.35-
OFFICIAL DUTY	NONE	-	-	-	-	-	-	-	-	-	-	-	-
TOTAL		\$136,568.65	69.48	\$137,645.92	69.68	\$1,077.27-	.78	\$1,474,782.57	67.96	\$1,483,574.71	68.26	\$8,792.14-	.59-
HEAVY COMMERCIAL VEHICLES:													
TWO-AXLE	\$ .30	\$ 5,686.50	2.89	\$ 5,918.40	3.00	231.90-	3.92-	\$ 64,320.90	2.96	\$ 63,626.70	2.93	\$ 694.20+	1.09+
THREE-AXLE	.40	7,306.00	3.72	8,051.20	4.08	745.20-	9.26-	81,269.20	3.74	87,313.20	4.02	6,044.00-	6.92-
FOUR-AXLE	.45	26,913.15	13.69	26,392.50	13.36	520.65+	1.97+	318,403.35	14.68	308,052.00	14.17	10,351.35+	3.36+
TWO-AXLE, COMMUTATION	.20	2,135.60	1.09	2,004.20	1.01	131.40+	6.55+	22,432.80	1.03	19,533.60	.90	2,899.20+	14.84+
THREE-AXLE, COMMUTATION	.30	2,136.00	1.09	2,748.60	1.39	612.60-	22.29-	32,932.50	1.52	35,371.20	1.63	2,438.70-	6.89-
FOUR-AXLE, COMMUTATION	.30	14,220.00	7.23	13,534.20	6.85	685.80+	5.07+	161,509.20	7.44	161,393.70	7.43	115.50+	.07+
FIVE-AXLE AND SPECIALS	.55 MIN.	1,598.50	.81	1,249.65	.63	348.85+	27.92+	14,490.30	.67	14,503.90	.66	13.60-	.94-
TOTAL		\$ 59,995.75	30.52	\$ 59,898.75	30.32	97.00+	.16+	695,358.25	32.04	689,794.30	31.74	5,563.95+	.81+
TOTAL TOLL INCOME		\$196,564.40	100.00	\$197,544.67	100.00	980.27-	.50-	\$2,170,140.82	100.00	\$2,173,369.01	100.00	\$3,228.19-	.15-

STATE ROADS COMMISSION OF MARYLAND  
AND  
BALTIMORE NATIONAL BANK, TRUSTEE

STATEMENT OF TRAFFIC VOLUME AND TOLL INCOME, POTOMAC RIVER TOLL BRIDGE  
FOR THE MONTHS OF SEPTEMBER 1961 AND 1960, AND FOR THE FISCAL YEARS ENDED SEPTEMBER 30, 1961 AND 1960

	RATES	TRAFFIC VOLUME						TRAFFIC VOLUME					
		MONTH OF SEPTEMBER				INCREASE OR DECREASE		FISCAL YEAR ENDED SEPTEMBER 30				INCREASE OR DECREASE	
		1961	1960	%		NUMBER	%	1961	1960	%		NUMBER	%
	NUMBER	RATIO	NUMBER	RATIO	NUMBER	%	NUMBER	RATIO	NUMBER	RATIO	NUMBER	%	
<b>AUTOMOBILES AND LIGHT COMMERCIAL VEHICLES:</b>													
PASSENGER, ETC.	\$1.00	196,261	83.42	181,755	84.96	14,506+	7.98+	2,220,080	83.45	2,055,744	85.97	164,336+	7.99+
PASSENGER, ETC., COMMUTATION	.50	2,073	.88	2,176	1.02	103-	4.73-	24,158	.91	23,176	.97	982+	4.24+
PASSENGER, AND ONE-AXLE TRAILER	1.10	3,229	1.37	3,022	1.41	207+	6.85+	31,504	1.19	29,815	1.25	1,689+	5.66+
MOTORCYCLES	.40	406	.17	485	.23	79-	16.29-	1,607	.06	1,895	.08	288-	15.20-
OFFICIAL DUTY	NONE	375	.16	364	.17	11+	3.02+	6,620	.25	4,486	.19	2,134+	47.57+
<b>TOTAL</b>		<b>202,344</b>	<b>86.00</b>	<b>187,802</b>	<b>87.79</b>	<b>14,542+</b>	<b>7.74+</b>	<b>2,283,969</b>	<b>85.86</b>	<b>2,115,116</b>	<b>88.46</b>	<b>168,853+</b>	<b>7.98+</b>
<b>HEAVY COMMERCIAL VEHICLES:</b>													
TWO-AXLE	\$1.10	5,161	2.19	4,220	1.97	941+	22.30+	56,466	2.12	48,321	2.02	8,145+	16.86+
THREE-AXLE	1.50	5,367	2.29	4,877	2.28	490+	10.05+	62,558	2.35	52,064	2.18	10,494+	20.16+
FOUR-AXLE	2.50	20,832	8.85	16,070	7.51	4,762+	29.63+	243,075	9.13	165,790	6.93	77,285+	46.62+
FIVE-AXLE	3.00	173	.07	74	.04	99+	133.78+	1,480	.06	829	.04	651+	78.53+
BUSES	1.50	1,179	.50	708	.33	471+	66.53+	10,250	.39	6,806	.28	3,444+	50.60+
UNUSUAL SIZE	5.00	229	.10	181	.08	48+	26.52+	2,427	.09	2,250	.09	177+	7.87+
<b>TOTAL</b>		<b>32,941</b>	<b>14.00</b>	<b>26,130</b>	<b>12.21</b>	<b>6,811+</b>	<b>26.07+</b>	<b>376,256</b>	<b>14.14</b>	<b>276,060</b>	<b>11.54</b>	<b>100,196+</b>	<b>36.30+</b>
<b>TOTAL TRAFFIC VOLUME</b>		<b>235,285</b>	<b>100.00</b>	<b>213,932</b>	<b>100.00</b>	<b>21,353+</b>	<b>9.98+</b>	<b>2,660,225</b>	<b>100.00</b>	<b>2,391,176</b>	<b>100.00</b>	<b>269,049+</b>	<b>11.25+</b>

STATE ROADS COMMISSION OF MARYLAND  
AND  
BALTIMORE NATIONAL BANK, TRUSTEE  
STATEMENT OF TRAFFIC VOLUME AND TOLL INCOME, POTOMAC RIVER TOLL BRIDGE  
FOR THE MONTHS OF SEPTEMBER 1961 AND 1960, AND FOR THE FISCAL YEARS ENDED SEPTEMBER 30, 1961 AND 1960 (CONCLUDED)

	RATES	TOLL INCOME						FISCAL YEAR ENDED SEPTEMBER 30					
		MONTH OF SEPTEMBER				INCREASE OR		1961		1960		INCREASE OR	
		1961	%	1960	%	DECREASE	AMOUNT	%	AMOUNT	RATIO	AMOUNT	RATIO	DECREASE
AUTOMOBILES AND LIGHT COMMERCIAL VEHICLES:		AMOUNT	RATIO	AMOUNT	RATIO	AMOUNT	%	AMOUNT	RATIO	AMOUNT	RATIO	AMOUNT	%
PASSENGER, ETC. ....	\$1.00	\$196,261.00	72.36	\$181,755.00	75.23	\$14,506.00+	7.98+	\$2,220,080.00	72.26	\$2,055,744.00	76.72	\$164,336.00+	7.99+
PASSENGER, ETC., COMMUTATION .....	.50	1,036.50	.38	1,088.00	.45	51.50-	4.73-	12,079.00	.39	11,588.00	.43	491.00+	4.24+
PASSENGER AND ONE-AXLE TRAILER ...	1.40	4,520.60	1.67	4,230.80	1.75	289.80+	6.85+	44,105.60	1.44	41,747.00	1.56	2,364.60+	5.66+
MOTORCYCLES .....	.40	162.40	.06	194.00	.08	31.60-	16.29-	642.80	.02	758.00	.03	115.20-	15.20-
OFFICIAL DUTY .....	NONE	-	-	-	-	-	-	-	-	-	-	-	-
TOTAL .....		\$201,980.50	74.47	\$187,267.80	77.51	\$14,712.70+	7.86+	\$2,276,907.40	74.11	\$2,109,831.00	78.74	\$167,076.40+	7.92+
HEAVY COMMERCIAL VEHICLES:													
TWO-AXLE .....	\$1.10	\$ 5,677.10	2.09	\$ 4,642.00	1.92	\$ 1,035.10+	22.30+	\$ 62,112.60	2.02	\$ 53,153.10	1.98	\$ 8,959.50+	16.86+
THREE-AXLE .....	1.50	8,050.50	2.98	7,315.50	3.03	735.00+	10.05+	93,837.00	3.05	78,096.00	2.91	15,741.00+	20.16+
FOUR-AXLE .....	2.50	52,080.00	19.20	40,175.00	16.63	11,905.00+	29.63+	607,687.50	19.78	414,475.00	15.47	193,212.50+	46.62+
FIVE-AXLE .....	3.00	519.00	.19	222.00	.10	297.00+	133.78+	4,440.00	.14	2,487.00	.10	1,953.00+	78.53+
BUSES .....	1.50	1,768.50	.65	1,062.00	.44	706.50+	66.53+	15,375.00	.50	10,209.00	.38	5,166.00+	50.60+
UNUSUAL SIZE .....	5.00	1,145.00	.42	905.00	.37	240.00+	26.52+	12,135.00	.40	11,250.00	.42	885.00+	7.87+
TOTAL .....		\$ 69,240.10	25.53	\$ 54,321.50	22.49	\$14,918.60+	27.46+	\$ 795,587.10	25.89	\$ 569,670.10	21.26	\$225,917.00+	39.66+
TOTAL TOLL INCOME .....		\$271,220.60	100.00	\$241,589.30	100.00	\$29,631.30+	12.27+	\$3,072,494.50	100.00	\$2,679,501.10	100.00	\$392,993.40+	14.67+



STATE ROADS COMMISSION OF MARYLAND  
AND  
BALTIMORE NATIONAL BANK, TRUSTEE

STATEMENT OF TRAFFIC VOLUME AND TOLL INCOME, CHESAPEAKE BAY TOLL BRIDGE  
FOR THE MONTHS OF SEPTEMBER 1961 AND 1960, AND FOR THE FISCAL YEARS ENDED SEPTEMBER 30, 1961 AND 1960

	RATES	TRAFFIC VOLUME											
		MONTH OF SEPTEMBER						FISCAL YEAR ENDED SEPTEMBER 30					
		1961		1960		INCREASE OR DECREASE		1961		1960		INCREASE OR DECREASE	
	NUMBER	%	NUMBER	%	NUMBER	%	NUMBER	%	NUMBER	%	NUMBER	%	
<b>AUTOMOBILES AND LIGHT COMMERCIAL VEHICLES:</b>													
PASSENGER, ETC.	\$1.00	272,160	83.12	-	-	272,160+	-	1,065,606	33.06	-	-	1,065,606+	-
PASSENGER, ETC., WITH EXTRA PASSENGERS	1.50	-	-	182,814	64.14	182,814-	-	1,153,937	35.80	1,878,902	63.35	724,965-	38.58-
PASSENGER, ETC., WITH DRIVER ONLY	1.25	-	-	49,151	17.25	49,151-	-	376,795	11.69	515,041	17.36	138,246-	26.84-
PASSENGER, ETC., COMMUTATION	.35	16,967	5.18	9,517	3.34	7,450+	78.28+	134,448	4.18	105,523	3.56	28,925+	27.41+
PASSENGER, ETC., COMMUTATION, WITH EXTRA PASSENGERS	.45	-	-	7,159	2.51	7,159-	-	56,828	1.76	83,102	2.80	26,274-	31.62-
PASSENGER, ETC., COMMUTATION, WITH EXTRA PASSENGER	.50	2,009	.62	2,362	.83	353-	14.94-	28,812	.89	19,285	.65	9,527+	49.40+
PASSENGER AND ONE-AXLE TRAILER	1.90	3,811	1.16	3,195	1.12	616+	19.28+	31,926	.99	28,158	.95	3,768+	13.38+
PASSENGER AND TWO-AXLE TRAILER	2.50	451	.14	496	.17	45-	9.07-	5,792	.18	5,914	.20	122-	2.06-
BUSES ON SCHEDULED RUN	1.50	666	.20	689	.24	23-	3.34-	7,511	.23	7,662	.26	151-	1.97-
MOTORCYCLES	1.00	-	-	330	.12	330-	-	597	.02	1,361	.04	764-	56.14-
OFFICIAL DUTY	NONE	4,463	1.36	4,293	1.51	170+	3.96+	55,305	1.72	48,541	1.64	6,764+	13.93+
<b>TOTAL</b>		<b>300,527</b>	<b>91.78</b>	<b>260,006</b>	<b>91.23</b>	<b>40,521+</b>	<b>15.58+</b>	<b>2,917,557</b>	<b>90.52</b>	<b>2,693,489</b>	<b>90.81</b>	<b>224,068+</b>	<b>8.32+</b>
<b>HEAVY COMMERCIAL VEHICLES:</b>													
TWO-AXLE	\$2.25	8,616	2.63	7,958	2.79	658+	8.27+	95,716	2.97	87,065	2.93	8,651+	9.94+
THREE-AXLE	3.50	4,449	1.36	4,546	1.60	97-	2.13-	57,800	1.79	57,161	1.93	639+	1.12+
FOUR-AXLE	4.50	13,354	4.08	11,966	4.20	1,388+	11.60+	146,728	4.55	124,442	4.20	22,286+	17.91+
FIVE-AXLE	5.00	222	.07	170	.05	52+	30.59+	2,344	.07	1,411	.05	933+	66.12+
UNUSUAL SIZE	5.00	264	.08	360	.13	96-	26.67-	3,050	.10	2,504	.08	546+	21.81+
<b>TOTAL</b>		<b>26,905</b>	<b>8.22</b>	<b>25,000</b>	<b>8.77</b>	<b>1,905+</b>	<b>7.62+</b>	<b>305,638</b>	<b>9.48</b>	<b>272,583</b>	<b>9.19</b>	<b>33,055+</b>	<b>12.13+</b>
<b>TOTAL TRAFFIC VOLUME</b>		<b>327,432</b>	<b>100.00</b>	<b>285,006</b>	<b>100.00</b>	<b>42,426+</b>	<b>14.89+</b>	<b>3,223,195</b>	<b>100.00</b>	<b>2,966,072</b>	<b>100.00</b>	<b>257,123+</b>	<b>8.67+</b>

STATE ROADS COMMISSION OF MARYLAND  
AND  
BALTIMORE NATIONAL BANK, TRUSTEE  
STATEMENT OF TRAFFIC VOLUME AND TOLL INCOME, CHESAPEAKE BAY TOLL BRIDGE  
FOR THE MONTHS OF SEPTEMBER 1961 AND 1960, AND FOR THE FISCAL YEARS ENDED SEPTEMBER 30, 1961 AND 1960 (CONCLUDED)

	RATES	MONTH OF SEPTEMBER						FISCAL YEAR ENDED SEPTEMBER 30					
		1961		1960		INCREASE OR DECREASE		1961		1960		INCREASE OR DECREASE	
		AMOUNT	% RATIO	AMOUNT	% RATIO	AMOUNT	%	AMOUNT	RATIO	AMOUNT	RATIO	AMOUNT	%
TOLL INCOME													
AUTOMOBILES AND LIGHT COMMERCIAL VEHICLES:													
PASSENGER, ETC.	\$1.00	\$272,160.00	70.52	-	-	\$272,160.00+	-	\$1,065,606.00	23.44	-	-	\$1,065,606.00+	-
PASSENGER, ETC., WITH EXTRA PASSENGERS	1.50	-	-	274,221.00	61.99	274,221.00-	-	1,730,905.50	38.07	\$2,818,353.00	61.23	1,087,447.50-	38.58-
PASSENGER, ETC., WITH DRIVER ONLY	1.25	-	-	61,438.75	13.89	61,438.75-	-	470,993.75	10.36	643,801.25	13.99	172,807.50-	26.84-
PASSENGER, ETC., COMMUTATION	.35	5,938.45	1.54	3,330.95	.75	2,607.50+	78.28+	47,056.80	1.04	36,933.05	.80	10,123.75+	27.41+
PASSENGER, ETC., COMMUTATION, WITH EXTRA PASSENGER	.45	-	-	3,221.55	.73	3,221.55-	-	25,572.60	.56	37,395.90	.81	11,823.30-	31.62-
PASSENGER, ETC., COMMUTATION, WITH EXTRA PASSENGERS	.50	1,004.50	.25	1,181.00	.27	176.50-	14.94-	14,406.00	.32	9,642.50	.21	4,763.50+	49.40+
*PASSENGER AND ONE-AXLE TRAILER	1.90	7,240.90	1.88	6,070.50	1.37	1,170.40+	19.28+	60,659.40	1.33	53,500.20	1.16	7,159.20+	13.38+
*PASSENGER AND TWO-AXLE TRAILER	2.50	1,127.50	.29	1,240.00	.28	112.50-	9.07-	14,480.00	.32	14,785.00	.32	305.00-	2.06-
BUSES ON SCHEDULED RUN	1.50	999.00	.26	1,033.50	.23	34.50-	3.34-	11,266.50	.25	11,493.00	.25	226.50-	1.97-
MOTORCYCLES	1.00	-	-	330.00	.07	330.00-	-	597.00	.01	1,361.00	.04	764.00-	56.14-
OFFICIAL DUTY	NONE	-	-	-	-	-	-	-	-	-	-	-	-
TOTAL		\$288,470.35	74.74	\$352,067.25	79.58	\$63,596.90-	18.06-	\$3,441,543.55	75.70	\$3,627,264.90	78.81	\$185,721.35-	5.12-
**HEAVY COMMERCIAL VEHICLES:													
TWO-AXLE	\$2.25	\$19,386.00	5.03	\$17,905.50	4.05	\$1,480.50+	8.27+	\$215,361.00	4.74	\$195,896.25	4.26	19,464.75+	9.94+
THREE-AXLE	3.50	15,571.50	4.03	15,911.00	3.60	339.50-	2.13-	202,300.00	4.45	200,063.50	4.35	2,236.50+	1.12+
FOUR-AXLE	4.50	60,093.00	15.57	53,847.00	12.17	6,246.00+	11.60+	660,276.00	14.51	559,989.00	12.17	100,287.00+	17.91+
FIVE-AXLE	5.00	1,110.00	.29	850.00	.19	260.00+	30.59+	11,720.00	.26	7,055.00	.14	4,665.00+	66.12+
UNUSUAL SIZE	5.00	1,320.00	.34	1,800.00	.41	480.00-	26.67-	15,250.00	.34	12,520.00	.27	2,730.00+	21.81+
TOTAL		\$97,480.50	25.26	\$90,313.50	20.42	\$7,167.00+	7.94+	\$1,104,907.00	24.30	\$975,523.75	21.19	\$129,383.25+	13.26+
TOTAL MOTOR VEHICLE INCOME		\$385,950.85	100.00	\$442,380.75	100.00	\$56,429.90-	12.76-	\$4,546,450.55	100.00	\$4,602,788.65	100.00	\$56,338.10-	1.22+
PASSENGER INCOME (SEE NOTES)	\$.25-\$.40	\$4,807.50		\$6,936.40		\$2,128.90-	30.69-	\$68,020.80		\$73,196.85		\$5,176.05-	7.07-
TOTAL TOLL INCOME		\$390,758.35		\$449,317.15		\$58,558.80-	13.13-	\$4,614,471.35		\$4,675,985.50		\$61,514.15-	1.32-

\* ADDITIONAL INCOME RESULTING FROM EXTRA PASSENGERS IN BOTH ONE-AXLE AND TWO-AXLE TRAILERS IS REFLECTED IN "PASSENGER INCOME".  
\*\* EXTRA PASSENGERS IN BUSES AND HEAVY COMMERCIAL VEHICLES ARE CHARGED AT THE RATE OF \$.25 EACH.

STATE ROADS COMMISSION OF MARYLAND  
AND  
BALTIMORE NATIONAL BANK, TRUSTEE

STATEMENT OF TRAFFIC VOLUME AND TOLL INCOME, PATAPSCO TUNNEL  
FOR THE MONTHS OF SEPTEMBER 1961 AND 1960, AND FOR THE FISCAL YEARS ENDED SEPTEMBER 30, 1961 AND 1960

	TRAFFIC VOLUME												
	MONTH OF SEPTEMBER						FISCAL YEAR ENDED SEPTEMBER 30						
	1961		1960		INCREASE OR DECREASE		1961		1960		INCREASE OR DECREASE		
RATES	NUMBER	RATIO	NUMBER	RATIO	NUMBER	%	NUMBER	RATIO	NUMBER	RATIO	NUMBER	%	
AUTOMOBILES AND LIGHT COMMERCIAL VEHICLES:													
PASSENGER CARS, ETC.	\$ .40	-	-	851,918	74.57	851,918-	-	5,069,253	38.37	9,469,073	73.94	4,399,820-	46.47-
PASSENGER CARS, ETC.	.50	818,210	70.46	-	-	818,210+	-	4,390,890	33.24	-	-	4,390,890+	-
PASSENGER CARS, ETC., COMMUTATION	.25	157,776	13.58	115,319	10.09	42,457+	36.82+	1,622,020	12.28	1,333,536	10.41	288,484+	21.63+
*OFFICIAL DUTY	NONE	11,234	.97	11,862	1.04	628-	5.29-	145,366	1.10	140,084	1.10	5,282+	3.77+
TOTAL		987,220	85.01	979,099	85.70	8,121+	.83+	11,227,529	84.99	10,942,693	85.45	284,836+	2.60+
HEAVY COMMERCIAL VEHICLES:													
TWO-AXLE	\$ .60	34,397	2.96	32,614	2.85	1,783+	5.47+	383,821	2.90	357,578	2.79	26,243+	7.34+
THREE-AXLE	.70	31,216	2.69	31,086	2.72	130+	.42+	347,696	2.63	354,472	2.77	6,776-	1.91-
FOUR-AXLE	.85	101,601	8.75	93,139	8.15	8,462+	9.09+	1,172,530	8.88	1,087,191	8.49	85,339+	7.85+
FIVE-AXLE AND OVER	.95	915	.08	982	.09	67-	6.82-	11,385	.09	9,368	.07	2,017+	21.53+
BUSES	.70	5,952	.51	5,594	.49	358+	6.40+	67,199	.51	55,088	.43	12,111+	21.98+
TOTAL		174,081	14.99	163,415	14.30	10,666+	6.53+	1,982,631	15.01	1,863,697	14.55	118,934+	6.38+
TOTAL TRAFFIC VOLUME		1,161,301	100.00	1,142,514	100.00	18,787+	1.64+	13,210,160	100.00	12,806,390	100.00	403,770+	3.15+

\* DOES NOT INCLUDE PROJECT PATROL CARS AND MAINTENANCE VEHICLES.

STATE ROADS COMMISSION OF MARYLAND  
AND  
BALTIMORE NATIONAL BANK, TRUSTEE

STATEMENT OF RESERVES (CREATED UNDER ARTICLE V OF TRUST AGREEMENT)  
FOR THE MONTH OF SEPTEMBER 1961, AND FOR THE FISCAL YEAR ENDED SEPTEMBER 30, 1961

	..... MARYLAND TOLL REVENUE PROJECTS .....				
	REVENUE FUND	OPERATIONS RESERVE FUND	BOND SERVICE ACCOUNT	RESERVE ACCOUNT	SINKING FUND REDEMPTION ACCOUNT
MONTH OF SEPTEMBER 1961					
BALANCE, SEPTEMBER 1, 1961 .....	\$ 378,865.13	\$3,737,312.46	\$3,920,880.08	\$7,596,320.00	\$1,629,551.54
ADDITIONS:					
TOLL INCOME (EXHIBIT A) .....	\$1,521,890.96	-	-	-	-
INCOME FROM INVESTMENTS .....	-	-	\$ 46,892.54	-	-
PROPERTY DAMAGE RECOVERY .....	-	\$ 170.32	-	-	-
TRANSFER FROM MARYLAND TOLL REVENUE PROJECTS REVENUE FUND .....	-	-	1,268,002.15	-	-
TOTAL ADDITIONS .....	\$1,521,890.96	\$ 170.32	\$1,314,894.69	-	-
TOTAL .....	\$1,900,756.09	\$3,737,482.78	\$5,235,774.77	\$7,596,320.00	\$1,629,551.54
DEDUCTIONS:					
EXPENSES, EXCLUDING GENERAL AND ADMINISTRATIVE EXPENSES (EXHIBIT A) .....	\$ 139,783.86	\$ 14,388.22	-	-	-
GENERAL AND ADMINISTRATIVE EXPENSES (EXHIBIT A) .....	16,877.88	34.45	-	-	-
TRANSFER TO SINKING FUND:					
BOND SERVICE ACCOUNT .....	1,268,002.15	-	-	-	-
INTEREST DUE OCTOBER 1, 1961 .....	-	-	\$1,899,080.00	-	-
BRIDGE AND TUNNEL SERIAL BONDS DUE OCTOBER 1, 1961 .....	-	-	1,980,000.00	-	-
TOTAL DEDUCTIONS .....	\$1,424,663.89	\$ 14,422.67	\$3,879,080.00	-	-
BALANCE, SEPTEMBER 30, 1961 .....	\$ 476,092.20	\$3,723,060.11	\$1,356,694.77	\$7,596,320.00	\$1,629,551.54

STATE ROADS COMMISSION OF MARYLAND  
AND  
BALTIMORE NATIONAL BANK, TRUSTEE  
STATEMENT OF RESERVES (CREATED UNDER ARTICLE V OF TRUST AGREEMENT)  
FOR THE MONTH OF SEPTEMBER 1961, AND FOR THE FISCAL YEAR ENDED SEPTEMBER 30, 1961 (CONCLUDED)

FISCAL YEAR ENDED SEPTEMBER 30, 1961	MARYLAND TOLL REVENUE PROJECTS				
	REVENUE FUND	OPERATIONS RESERVE FUND	BOND SERVICE ACCOUNT	SINKING FUND RESERVE ACCOUNT	REDEMPTION ACCOUNT
BALANCE, OCTOBER 1, 1960	\$ 429,353.62	\$3,744,119.75	\$1,380,400.84	\$8,202,708.67	\$1,636,866.58
ADDITIONS:					
TOTAL INCOME (EXHIBIT B)	\$16,101,813.87	-	-	-	-
INCOME FROM INVESTMENTS	-	\$ 185,928.93	\$ 83,331.33	\$ 376,119.54	-
PROCEEDS FROM SALE OF PROPERTY	-	5,402.61	-	-	-
PROPERTY DAMAGE RECOVERY	-	12,637.72	-	-	-
REFUND OF PAYMENT IN CONNECTIONS WITH ACQUISITION OF RIGHTS-OF-WAY	-	15,000.00	-	-	-
TRANSFER FROM RESERVE ACCOUNT	-	-	-	-	\$ 984,301.96
TRANSFER FROM MARYLAND TOLL REVENUE PROJECTS REVENUE FUND	-	281,000.00	5,823,344.86	1,793.75	7,866,727.60
TOTAL ADDITIONS	\$16,101,813.87	\$ 499,969.26	\$5,906,676.19	\$ 377,913.29	\$ 8,851,029.56
TOTAL	\$16,531,167.49	\$4,244,089.01	\$7,287,077.03	\$8,580,621.96	\$10,487,896.14
DEDUCTIONS:					
EXPENSES, EXCLUDING GENERAL AND ADMINISTRATIVE EXPENSES	\$ 1,791,665.54	\$ 480,924.40	-	-	-
GENERAL AND ADMINISTRATIVE EXPENSES	290,543.54	40,104.50	-	-	-
TRANSFER TO INTEREST AND SINKING FUND:					
BOND SERVICE ACCOUNT	5,823,344.86	-	-	-	-
RESERVE ACCOUNT	1,793.75	-	-	-	-
REDEMPTION ACCOUNT	7,866,727.60	-	-	-	-
TRANSFER TO OPERATIONS RESERVE FUND	281,000.00	-	-	-	-
TRANSFER TO REDEMPTION ACCOUNT	-	-	-	\$ 984,301.96	-
BRIDGE AND TUNNEL REVENUE TERM BONDS PURCHASED	-	-	-	-	\$ 8,858,344.60
ACCRUED INTEREST PAID ON BRIDGE AND TUNNEL REVENUE TERM BONDS PURCHASED	-	-	63,152.26	-	-
INTEREST DUE APRIL 1, 1961	-	-	1,988,150.00	-	-
INTEREST DUE OCTOBER 1, 1961	-	-	1,899,080.00	-	-
BRIDGE AND TUNNEL REVENUE SERIAL BONDS DUE OCTOBER 1, 1961	-	-	1,980,000.00	-	-
TOTAL DEDUCTIONS	\$16,055,075.29	\$ 521,028.90	\$5,930,382.26	\$ 984,301.96	\$ 8,858,344.60
BALANCE, SEPTEMBER 30, 1961	\$ 476,092.20	\$3,723,060.11	\$1,356,694.77	\$7,596,320.00	\$ 1,629,551.54

STATE ROADS COMMISSION OF MARYLAND  
AND  
BALTIMORE NATIONAL BANK, TRUSTEE

STATEMENT SHOWING DEPOSITS AND WITHDRAWALS  
FUNDS CREATED UNDER ARTICLE V OF TRUST AGREEMENT, FOR THE MONTH OF SEPTEMBER 1961

	..... MARYLAND TOLL REVENUE PROJECTS .....				
	REVENUE FUND	OPERATIONS RESERVE FUND	BOND SERVICE ACCOUNT	SINKING FUND RESERVE ACCOUNT	REDEMPTION ACCOUNT
<b>DEPOSITS:</b>					
TOLL COLLECTIONS .....	\$1,304,182.96	-	-	-	-
TOLL TICKETS SOLD FOR FUTURE USE .....	129,890.00	-	-	-	-
COLLECTIONS OF ACCOUNTS RECEIVABLE .....	14,289.75	-	-	-	-
MISCELLANEOUS REVENUE .....	155.75	-	-	-	-
SALE OF STICKERS FOR USE WITH COMMUTATION TICKETS .....	580.00	-	-	-	-
PROPERTY DAMAGE RECOVERY .....	-	\$ 170.32	-	-	-
PROCEEDS FROM SALE OR REDEMPTION OF UNITED STATES OBLIGATIONS (INVESTMENT SECURITIES) ..	-	-	\$3,859,763.86	-	-
<b>INTEREST ON UNITED STATES OBLIGATIONS:</b>					
EARNED .....	-	-	26,922.50	-	-
TRANSFER FROM MARYLAND TOLL REVENUE PROJECTS REVENUE FUND .....	-	-	1,268,002.15	-	-
TOTAL DEPOSITS .....	<u>\$1,449,098.46</u>	<u>\$ 170.32</u>	<u>\$5,154,688.51</u>	<u>-</u>	<u>-</u>
<b>WITHDRAWALS:</b>					
REQUISITION FOR OPERATIONS, MAINTENANCE AND GENERAL EXPENSES .....	\$ 156,661.74	\$ 14,422.67	-	-	-
REFUNDS .....	329.40	-	-	-	-
TRANSFER (EFFECTED BY TRUSTEE, OCTOBER 9, 1961) TO SINKING FUND-BOND SERVICE ACCOUNT ...	1,268,002.15	-	-	-	-
BRIDGE AND TUNNEL REVENUE SERIAL BONDS DUE OCTOBER 1, 1961 .....	-	-	\$1,980,000.00	-	-
INTEREST DUE OCTOBER 1, 1961 .....	-	-	1,899,080.00	-	-
TOTAL WITHDRAWALS .....	<u>\$1,424,993.29</u>	<u>\$ 14,422.67</u>	<u>\$3,879,080.00</u>	<u>-</u>	<u>-</u>
EXCESS OF DEPOSITS OVER WITHDRAWALS .....	\$ 24,105.17	\$ 14,252.35*	\$1,275,608.51	-	-
CASH BALANCE AT BEGINNING OF PERIOD, INCLUDING UNDEPOSITED COLLECTIONS .....	507,230.55	121,302.14	81,086.26	\$ 17,913.51	\$1,629,551.54
CASH BALANCE AT END OF PERIOD, INCLUDING UNDEPOSITED COLLECTIONS .....	\$ 531,335.72	\$ 107,049.79	\$1,356,694.77	\$ 17,913.51	\$1,629,551.54
<b>INVESTMENTS IN UNITED STATES TREASURY OBLIGATIONS - AT COST:</b>					
\$ 431,000 NOTES, DUE FEBRUARY 15, 1962 .....	-	428,036.88	-	-	-
180,000 BONDS, 2 1/4% DUE DECEMBER 15, 1962 .....	-	177,778.13	-	-	-
7,305,000 NOTES, 2 5/8% DUE FEBRUARY 15, 1963 .....	-	3,010,195.31	-	4,266,269.53	-
3,285,000 NOTES, 3 1/4% DUE MAY 15, 1963 - PLUS ACCRUED INTEREST \$19,437.74 .....	-	-	-	3,312,136.96	-
TOTAL CASH AND INVESTMENTS .....	<u>\$ 531,335.72</u>	<u>\$3,723,060.11</u>	<u>\$1,356,694.77</u>	<u>\$7,596,320.00</u>	<u>\$1,629,551.54</u>

\* INDICATES RED FIGURE.

STATE ROADS COMMISSION OF MARYLAND  
AND  
BALTIMORE NATIONAL BANK, TRUSTEE

STATEMENT SHOWING DEPOSITS AND WITHDRAWALS, PATAPSCO TUNNEL CONSTRUCTION FUND  
FOR THE MONTH OF SEPTEMBER 1961, AND FOR THE PERIOD FROM DECEMBER 7, 1954, THROUGH SEPTEMBER 30, 1961

	MONTH OF SEPTEMBER 1961	DECEMBER 7, 1954 THROUGH SEPTEMBER 30, 1961
<b>DEPOSITS:</b>		
PROCEEDS FROM SALE OF BRIDGE AND TUNNEL REVENUE BONDS DATED OCTOBER 1, 1954, AND SOLD DECEMBER 7, 1954, INCLUDING ACCRUED INTEREST OF \$947,866.33 .....	-	\$178,841,866.33
<b>LESS:</b>		
PORTION APPLIED TOWARD REDEMPTION OF BRIDGE REVENUE BONDS (SERIES 1948) .....	\$34,037,000.00	
ACCRUED INTEREST FROM OCTOBER 1, 1954, THROUGH DECEMBER 7, 1954, DEPOSITED WITH THE TRUSTEE TO THE CREDIT OF BOND SERVICE .....	<u>947,866.33</u>	<u>34,984,866.33</u>
REMAINDER .....	-	\$143,857,000.00
PROCEEDS FROM SALE OR REDEMPTION OF UNITED STATES OBLIGATIONS (INVESTMENT SECURITIES) .....	\$ 500,937.50	321,150,422.26
<b>INTEREST ON UNITED STATES OBLIGATIONS:</b>		
EARNED .....	1,854.62	5,952,268.36
RECOVERY OF ACCRUED INTEREST PURCHASED .....	-	801,387.27
DISCOUNT ON RE-SUBSCRIPTION TO UNITED STATES TREASURY OBLIGATIONS .....	-	4,000.00
REFUNDS OF PAYMENT IN CONNECTION WITH ACQUISITION OF RIGHTS-OF-WAY, ETC. ....	-	405,789.21
SALE OF PLANS AND SPECIFICATIONS .....	-	28,086.34
SALE OF LAND NOT NEEDED FOR RIGHTS-OF-WAY .....	-	10,256.62
SALE OF MATERIAL, ETC., NOT NEEDED .....	-	13,538.69
FROM OPERATIONS RESERVE FUND TO REFLECT PROPER DISTRIBUTION OF COSTS .....	-	<u>36,299.72</u>
TOTAL DEPOSITS .....	<u>\$ 502,792.12</u>	<u>\$472,259,048.47</u>
<b>WITHDRAWALS:</b>		
<b>EXPENDITURES FOR PATAPSCO TUNNEL COSTS:</b>		
PRELIMINARY EXPENSES .....	-	\$ 455,121.80
LAND AND RIGHTS-OF-WAY .....	\$ 1,926.25	11,251,169.23
CONSTRUCTION .....	35,920.91	102,375,446.13
ENGINEERING .....	325.78	9,286,829.66
ADMINISTRATIVE AND LEGAL .....	452,164.68	1,153,532.46
MAINTENANCE AND OFFICE EQUIPMENT AND SUPPLIES .....	77.62	549,664.92
TRANSFER TO BOND SERVICE FOR INTEREST ON OUTSTANDING TERM BONDS .....	-	16,726,801.28
FINANCING EXPENSES .....	-	<u>165,928.85</u>
TOTAL .....	<u>\$ 490,415.24</u>	<u>\$141,964,494.33</u>
PURCHASE OF UNITED STATES OBLIGATIONS (INVESTMENT SECURITIES) .....	-	326,136,125.09
ACCRUED INTEREST ON UNITED STATES OBLIGATIONS PURCHASED .....	-	800,893.48
EXPENDITURES MADE IN CONNECTION WITH ACQUISITION OF RIGHTS-OF-WAY, ETC., SUBSEQUENTLY REFUNDED .....	-	405,789.21
PURCHASE OF LAND SUBSEQUENTLY SOLD .....	-	10,256.62
PURCHASE OF MATERIAL, ETC., SUBSEQUENTLY SOLD .....	-	13,538.69
CONSTRUCTION EXPENDITURES SUBSEQUENTLY RECOVERED FROM OPERATIONS RESERVE FUND .....	-	36,299.72
TRANSFER TO SINKING FUND - RESERVE ACCOUNT .....	-	<u>2,401,859.51</u>
TOTAL WITHDRAWALS .....	<u>\$ 490,415.24</u>	<u>\$471,769,256.65</u>
EXCESS OF DEPOSITS OVER WITHDRAWALS .....	\$ 12,376.88	\$ 489,791.82
CASH BALANCE AT BEGINNING OF PERIOD .....	477,414.94	-
CASH BALANCE AT END OF PERIOD .....	\$ 489,791.82	\$ 489,791.82
INVESTMENT IN UNITED STATES OBLIGATIONS - AT COST - \$5,500,000 NOTES 3 1/4% DUE FEBRUARY 15, 1962 .....	<u>5,019,105.12</u>	<u>5,019,105.12</u>
TOTAL CASH AND INVESTMENTS .....	<u>\$5,508,896.94</u>	<u>\$ 5,508,896.94</u>

EXHIBIT 1

STATE ROADS COMMISSION OF MARYLAND  
AND  
BALTIMORE NATIONAL BANK, TRUSTEE

STATEMENT SHOWING BRIDGE AND TUNNEL REVENUE BONDS DATED OCTOBER 1, 1954  
ISSUED, PAID, PURCHASED, OR REDEEMED AT SEPTEMBER 30, 1961

BONDS ISSUED:

	<u>RATE OF INTEREST</u>	<u>MATURITY OCTOBER 1</u>	<u>PRINCIPAL AMOUNT</u>
SERIAL BONDS	1.75%	1960	\$ 1,920,000
	1.80%	1961	1,980,000
	1.90%	1962	2,040,000
	2.00%	1963	2,100,000
	2.10%	1964	2,170,000
	2.25%	1965	2,240,000
	2.30%	1966	2,310,000
	2.40%	1967	2,380,000
	2.50%	1968	2,450,000
	2.50%	1969	2,530,000
	2.60%	1970	2,610,000
	2.60%	1971	2,690,000
	2.70%	1972	2,770,000
	2.70%	1973	2,860,000
	2.70%	1974	<u>2,950,000</u>
TOTAL SERIAL BONDS .....			\$ 36,000,000
TERM BONDS	3.00%	1994	<u>144,000,000</u>
TOTAL BONDS ISSUED .....			<u>\$180,000,000</u>
BONDS PAID, PURCHASED OR REDEEMED:			
SERIAL BONDS PAID:			
IN CURRENT FISCAL YEAR .....		\$1,920,000.00	
PAYMENT TO PAYING AGENT SEPTEMBER 29, 1961 FOR BONDS DUE OCTOBER 1, 1961 .....		1,980,000.00	\$ 3,900,000
TERM BONDS PURCHASED:			
IN CURRENT FISCAL YEAR .....		8,926,000.00	
IN PRIOR YEARS .....		35,688,000.00	<u>44,614,000</u>
TOTAL BONDS PAID, PURCHASED OR REDEEMED .....			<u>\$ 48,514,000</u>
BONDS OUTSTANDING, SEPTEMBER 30, 1961 (EXCLUDES OCTOBER 1, 1961 MATURITY - SEE ABOVE) .....			<u>\$131,486,000</u>

EXHIBIT K



CHART OF INCOME

SUSQUEHANNA RIVER BRIDGE, POTOMAC RIVER BRIDGE, CHESAPEAKE BAY BRIDGE, AND PATAPSCO TUNNEL
EXHIBIT L  
PAGE 1

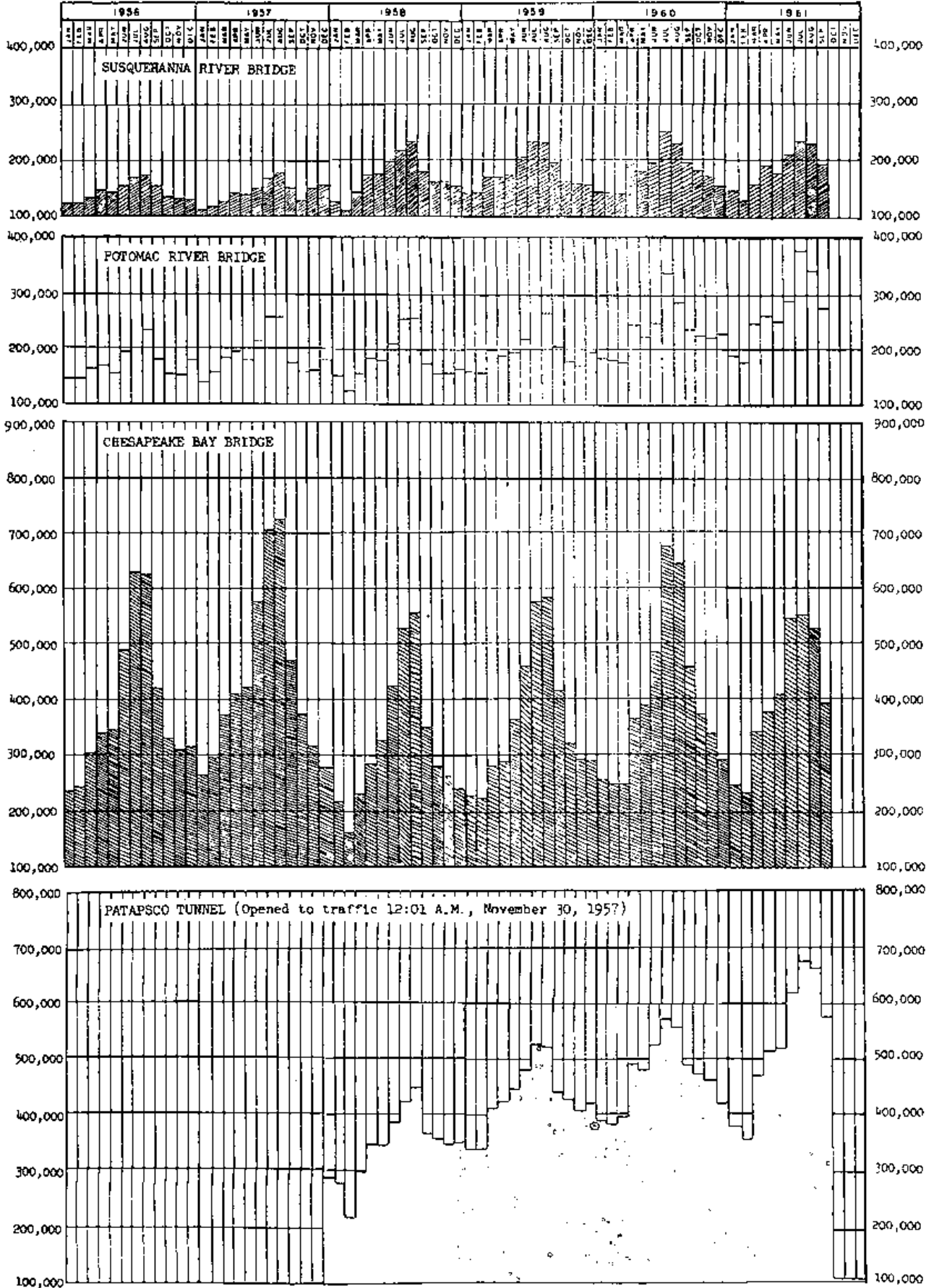
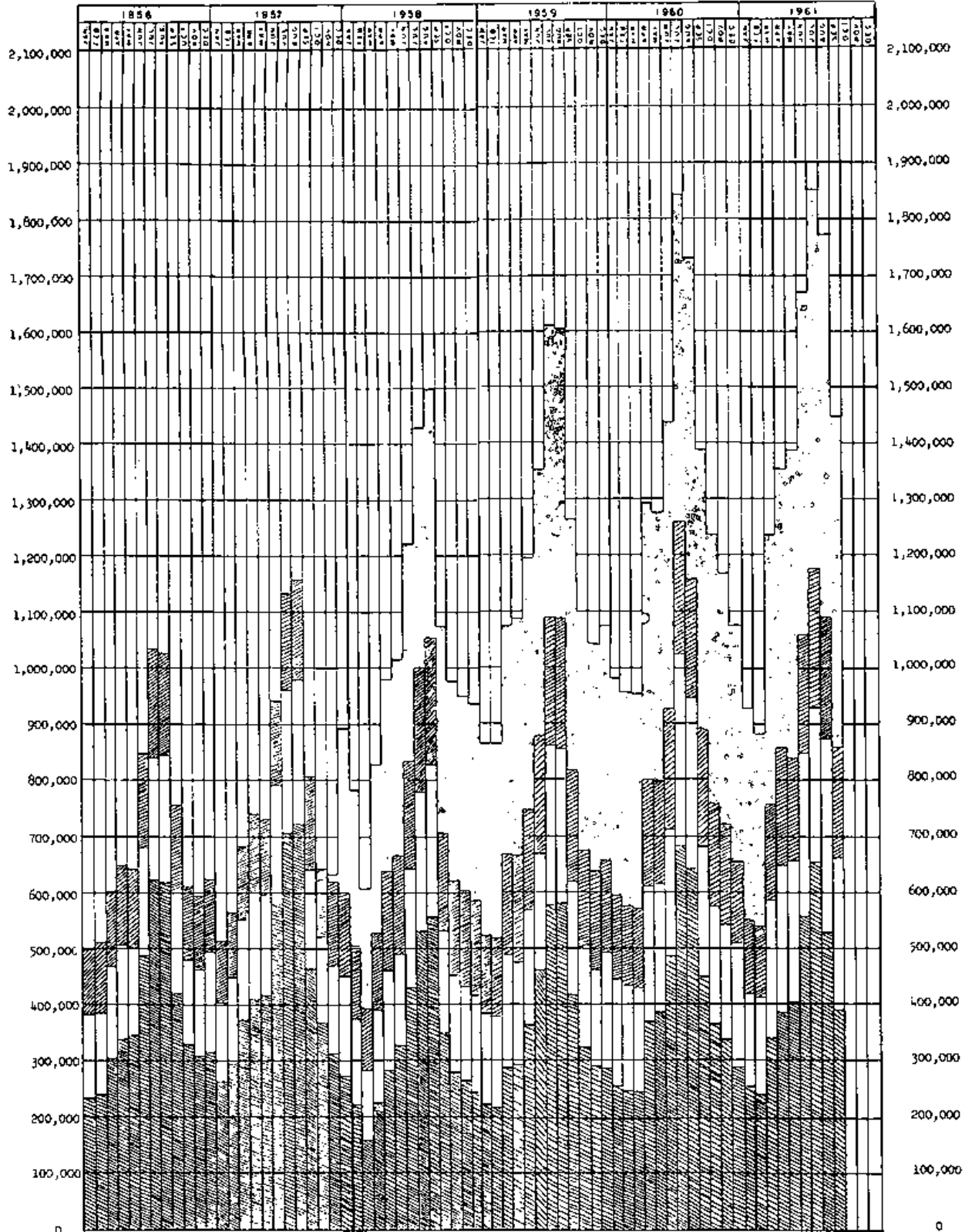






CHART OF INCOME  
 SUSQUEHANNA RIVER BRIDGE, POTOMAC RIVER BRIDGE, CHESAPEAKE BAY BRIDGE, AND PATAPSCO TUNNEL

EXHIBIT L  
 PAGE 2



LEGEND

-  SUSQUEHANNA RIVER BRIDGE
-  POTOMAC RIVER BRIDGE
-  CHESAPEAKE BAY BRIDGE
-  PATAPSCO TUNNEL (Opened to traffic 12:01 A.M. November 30, 1957)

STATE ROADS COMMISSION OF MARYLAND  
AND

BALTIMORE NATIONAL BANK, TRUSTEE

STATEMENT OF ANNUAL TOLL INCOME AND TRAFFIC VOLUME AND RESULTING PERCENTAGES

SUSQUEHANNA RIVER, POTOMAC RIVER AND CHESAPEAKE BAY TOLL BRIDGES AND PATAPSCO TUNNEL

SUSQUEHANNA RIVER TOLL BRIDGE

(OPENED AUGUST 28, 1940)

.....TRAFFIC VOLUME .....

FISCAL YEAR ENDED <u>SEPTEMBER 30</u>	PASSENGER CARS AND				
	VEHICULAR	.....LIGHT COMMERCIAL..... VEHICLES	% RATIO	.....HEAVY COMMERCIAL..... VEHICLES	% RATIO
1940	344,141	287,657	83.59	56,484	16.41
1941	3,695,333	3,035,502	82.14	659,831	17.86
1942	3,215,016	2,523,885	78.50	691,131	21.50
1943	2,306,633	1,683,089	72.97	623,544	27.03
1944	2,295,034	1,717,714	74.84	577,320	25.16
1945	2,292,967	1,746,516	76.17	546,451	23.83
1946	3,524,859	2,903,628	82.38	621,231	17.62
1947	3,695,828	2,975,458	80.51	720,370	19.49
1948	4,037,167	3,203,708	79.36	833,459	20.64
1949	4,589,131	3,660,407	79.76	928,724	20.24
1950	5,493,089	4,295,453	78.20	1,197,636	21.80
1951	6,771,269	5,412,922	79.94	1,358,347	20.06
1952	8,024,307	6,609,570	82.37	1,414,737	17.63
1953	8,368,222	6,770,209	80.90	1,598,013	19.10
1954	8,409,349	6,778,060	80.60	1,631,289	19.40
1955	8,706,358	6,980,010	80.17	1,726,348	19.83
1956	8,894,603	7,128,314	80.14	1,766,289	19.86
1957	8,684,679	6,982,498	80.40	1,702,181	19.60
1958	8,583,570	6,922,601	80.65	1,660,969	19.35
1959	9,269,418	7,421,812	80.07	1,847,606	19.93
1960	9,415,824	7,540,125	80.08	1,875,699	19.92
1961	9,403,622	7,509,223	79.85	1,894,399	20.15

STATE ROADS COMMISSION OF MARYLAND

AND

BALTIMORE NATIONAL BANK, TRUSTEE

STATEMENT OF ANNUAL TOLL INCOME AND TRAFFIC VOLUME AND RESULTING PERCENTAGES

SUSQUEHANNA RIVER, POTOMAC RIVER AND CHESAPEAKE BAY TOLL BRIDGES AND PATAPSCO TUNNEL (CONTINUED)

SUSQUEHANNA RIVER TOLL BRIDGE

(OPENED AUGUST 28, 1940)

FISCAL YEAR ENDED SEPTEMBER 30	..... TOLL INCOME .....				
	PASSENGER CARS AND			.....HEAVY COMMERCIAL.....	
	VEHICULAR	.....LIGHT COMMERCIAL.....	% RATIO	VEHICLES	% RATIO
1940	\$ 75,787.75	\$ 56,214.05	74.17	\$ 19,573.70	25.83
1941	739,126.97	512,526.74	69.34	226,600.50	30.66
1942	592,173.83	367,732.63	62.10	224,441.20	37.90
1943	409,287.07	206,645.77	50.49	202,641.30	49.51
1944	429,215.12	242,016.62	56.39	187,198.50	43.61
1945	430,803.47	252,012.32	58.50	178,791.51	41.50
1946	658,400.71	453,269.81	68.86	205,130.90	31.15
1947	713,650.62	476,516.67	66.77	237,133.95	33.23
1948	795,046.51	519,227.06	65.31	275,819.45	34.69
1949	910,754.00	599,435.35	65.82	311,318.65	34.18
1950	1,123,444.33	716,762.83	63.80	406,681.51	36.20
1951	1,356,555.63	896,389.68	66.08	460,165.95	33.92
1952	1,594,640.13	1,113,305.48	69.82	481,334.65	30.18
1953	1,679,033.61	1,133,909.61	67.53	545,124.00	32.47
1954	1,695,623.66	1,131,954.16	66.76	563,669.50	33.24
1955	1,718,186.98	1,125,633.03	65.51	592,553.95	34.49
1956	1,750,265.06	1,143,935.91	65.36	606,329.15	34.64
1957	1,699,847.14	1,110,929.74	63.35	588,917.40	34.65
1958	1,976,851.95	1,368,088.05	69.21	608,763.90	30.79
1959	2,158,336.35	1,476,718.80	68.42	681,617.55	31.58
1960	2,173,369.01	1,483,574.71	68.26	689,794.30	31.74
1961	2,170,140.82	1,474,782.57	67.96	695,358.25	32.04

STATE ROADS COMMISSION OF MARYLAND AND  
 BALTIMORE NATIONAL BANK, TRUSTEE  
 STATEMENT OF ANNUAL TOLL INCOME AND TRAFFIC VOLUME AND RESULTING PERCENTAGES  
 SUSQUEHANNA RIVER, POTOMAC RIVER AND CHESAPEAKE BAY TOLL BRIDGES AND PATAPSCO TUNNEL (CONTINUED)

FISCAL YEAR ENDED SEPTEMBER 30	TRAFFIC VOLUME					
	TOTAL VEHICULAR	PASSENGER CARS AND ..LIGHT COMMERCIAL..		..HEAVY COMMERCIAL..		PASSENGERS
		VEHICLES	% RATIO	VEHICLES	% RATIO	
1941	116,143	99,693	85.84	16,450	14.16	13,685
1942	171,647	136,558	79.56	35,089	20.44	9,798
1943	182,573	137,236	75.17	45,337	24.83	11,802
1944	220,759	176,374	79.89	44,385	20.11	10,847
1945	256,783	206,992	80.61	49,791	19.39	12,881
1946	453,897	386,138	85.07	67,759	14.93	12,392
1947	581,365	478,929	82.38	102,436	17.62	12,732
1948	681,353	571,780	83.92	109,573	16.08	22,749
1949	836,134	732,427	87.60	103,707	12.40	36,436
1950	964,971	848,917	87.97	116,054	12.03	43,927
1951	1,262,756	1,124,844	89.08	137,912	10.92	59,716
1952	1,503,103	1,372,014	91.28	131,089	8.72	51,722
1953	1,822,765	1,674,992	91.89	147,773	8.11	16,303
1954	1,863,019	1,718,798	92.26	144,221	7.74	-
1955	1,867,221	1,711,791	91.68	155,430	8.32	-
1956	1,958,509	1,802,038	92.01	156,471	7.99	-
1957	2,084,971	1,921,874	92.18	163,097	7.82	-
1958	2,004,936	1,835,888	91.57	169,048	8.43	-
1959	2,175,593	1,968,287	90.47	207,306	9.53	-
1960	2,391,176	2,115,116	88.46	276,060	11.54	-
1961	2,660,225	2,283,969	85.86	376,256	14.14	-

FISCAL YEAR ENDED SEPTEMBER 30	TOLL INCOME						
	TOTAL VEHICULAR AND PASSENGERS	TOTAL VEHICULAR	PASSENGER CARS AND ..LIGHT COMMERCIAL..		..HEAVY COMMERCIAL..		PASSENGERS
			VEHICLES	% RATIO	VEHICLES	% RATIO	
1941	\$ 120,057.15	\$ 118,005.75	\$ 97,677.80	82.77	\$ 20,327.95	17.23	\$2,051.40
1942	176,749.90	175,280.20	131,348.00	74.94	43,932.20	25.06	1,469.70
1943	191,442.20	189,671.90	133,172.40	70.21	56,499.50	29.79	1,770.30
1944	232,996.65	231,369.60	176,112.05	76.12	55,257.55	23.88	1,627.05
1945	271,871.05	269,938.90	206,530.70	76.51	63,408.20	23.49	1,932.15
1946	469,092.05	467,233.10	377,627.95	80.82	89,605.15	19.18	1,858.95
1947	606,398.50	604,488.70	463,181.90	76.62	141,306.80	23.38	1,909.80
1948	701,678.70	698,266.35	550,555.85	78.85	147,710.50	21.15	3,412.35
1949	849,768.85	844,288.45	707,594.34	83.81	136,694.10	16.19	5,480.40
1950	988,453.00	981,863.95	821,573.55	83.67	160,290.40	16.33	6,589.05
1951	1,313,456.85	1,304,499.45	1,104,090.60	84.64	200,408.85	15.36	8,957.40
1952	1,549,853.95	1,542,095.65	1,348,450.05	87.44	193,645.60	12.56	7,758.30
1953	1,871,385.10	1,868,939.65	1,647,683.75	88.16	221,255.90	11.84	2,445.45
1954	1,919,981.80	1,919,981.80	1,697,444.10	88.41	222,537.70	11.59	-
1955	1,934,390.10	1,934,390.10	1,688,209.70	87.27	246,180.40	12.73	-
1956	2,072,939.95	2,072,939.95	1,803,341.40	86.99	269,598.55	13.01	-
1957	2,234,931.40	2,234,931.40	1,923,937.80	86.08	310,993.60	13.92	-
1958	2,171,323.50	2,171,323.50	1,837,246.20	84.61	334,077.30	15.39	-
1959	2,380,336.10	2,380,336.10	1,965,214.80	82.56	415,121.30	17.44	-
1960	2,679,501.10	2,679,501.10	2,109,831.00	78.74	569,670.10	21.26	-
1961	3,072,494.50	3,072,494.50	2,276,907.40	74.11	795,587.10	25.89	-

STATE ROADS COMMISSION OF MARYLAND AND  
 BALTIMORE NATIONAL BANK, TRUSTEE  
 STATEMENT OF ANNUAL TOLL INCOME AND TRAFFIC VOLUME AND RESULTING PERCENTAGES  
SUSQUEHANNA RIVER, POTOMAC RIVER AND CHESAPEAKE BAY TOLL BRIDGES AND PATAPSCO TUNNEL (CONCLUDED)

CHESAPEAKE BAY TOLL BRIDGE  
 (OPENED JULY 30, 1952)

FISCAL YEAR ENDED

<u>SEPTEMBER 30</u>	<u>VEHICULAR</u>	<u>VEHICLES</u>	<u>%RATIO</u>	<u>VEHICLES</u>	<u>%RATIO</u>	<u>PASSENGERS</u>
1952	433,851	403,775	93.07	30,076	6.93	1,048,957
1953	1,919,077	1,748,058	91.09	171,019	8.91	2,762,995
1954	2,031,818	1,843,726	90.74	188,092	9.26	2,763,950
1955	2,185,181	1,985,693	90.87	199,488	9.13	2,971,141
1956	2,448,557	2,231,489	91.13	217,068	8.87	3,319,386
1957	2,836,256	2,597,106	91.57	239,150	8.43	3,886,395
1958	2,528,404	2,286,383	90.43	242,021	9.57	8,270*
1959	2,671,528	2,414,504	90.38	257,024	9.62	-*
1960	2,966,072	2,693,489	90.81	272,583	9.19	-*
1961	3,223,195	2,917,557	90.52	305,638	9.48	-*

..... TOLL INCOME .....

<u>FISCAL YEAR ENDED</u> <u>SEPTEMBER 30</u>	TOTAL		PASSENGER CARS AND ..LIGHT COMMERCIAL..		..HEAVY COMMERCIAL..		<u>PASSENGERS</u>
	<u>VEHICULAR AND PASSENGERS</u>	<u>TOTAL VEHICULAR</u>	<u>VEHICLES</u>	<u>%RATIO</u>	<u>VEHICLES</u>	<u>%RATIO</u>	
1952	\$ 911,628.75	\$ 649,806.95	\$ 554,168.70	85.28	\$ 95,638.25	14.72	\$261,821.80
1953	3,634,110.55	2,946,096.30	2,394,857.30	81.29	551,239.00	18.71	688,014.25
1954	3,820,732.10	3,132,661.50	2,517,998.25	80.38	614,663.25	19.62	688,070.60
1955	4,030,049.70	3,296,157.65	2,632,672.40	79.87	663,485.25	20.13	733,892.05
1956	4,490,960.40	3,672,618.90	2,946,929.90	80.24	725,689.00	19.76	818,341.50
1957	5,204,438.85	4,246,665.30	3,429,817.80	80.76	816,847.50	19.24	957,773.55
1958	4,049,204.90	3,931,014.00	3,092,456.25	78.67	838,557.75	21.33	118,190.90
1959	4,219,393.75	4,150,049.85	3,245,283.10	78.20	904,766.75	21.80	69,343.90
1960	4,675,985.50	4,602,788.65	3,627,264.90	78.81	975,523.75	21.19	73,196.85
1961	4,614,471.35	4,546,450.55	3,441,543.55	75.70	1,104,907.00	24.30	68,020.80

PATAPSCO TUNNEL

(OPENED NOVEMBER 30, 1957)

FISCAL YEAR ENDED

<u>SEPTEMBER 30</u>	TOTAL		PASSENGER CARS AND ..LIGHT COMMERCIAL..		..HEAVY COMMERCIAL..	
	<u>VEHICULAR</u>	<u>VEHICLES</u>	<u>%RATIO</u>	<u>VEHICLES</u>	<u>%RATIO</u>	
1958	7,955,600	6,924,932	87.04	1,030,668	12.96	
1959	11,583,085	9,914,433	85.59	1,688,652	14.41	
1960	12,806,390	10,942,693	85.45	1,863,697	14.55	
1961	13,210,160	11,227,529	84.99	1,982,631	15.01	

..... TOLL INCOME .....

<u>FISCAL YEAR ENDED</u> <u>SEPTEMBER 30</u>	TOTAL		PASSENGER CARS AND ..LIGHT COMMERCIAL..		..HEAVY COMMERCIAL..	
	<u>VEHICULAR</u>	<u>VEHICLES</u>	<u>%RATIO</u>	<u>VEHICLES</u>	<u>%RATIO</u>	
1958	\$3,405,091.90	\$2,613,165.25	76.74	\$ 791,926.65	23.26	
1959	5,037,020.40	3,755,317.95	74.55	1,281,702.45	25.45	
1960	5,555,263.95	4,121,013.20	74.18	1,434,250.75	25.82	
1961	6,156,836.55	4,628,651.20	75.18	1,528,185.35	24.82	

\* FIGURE INDETERMINATE FOLLOWING RATE CHANGE EFFECTIVE NOVEMBER 1, 1957.