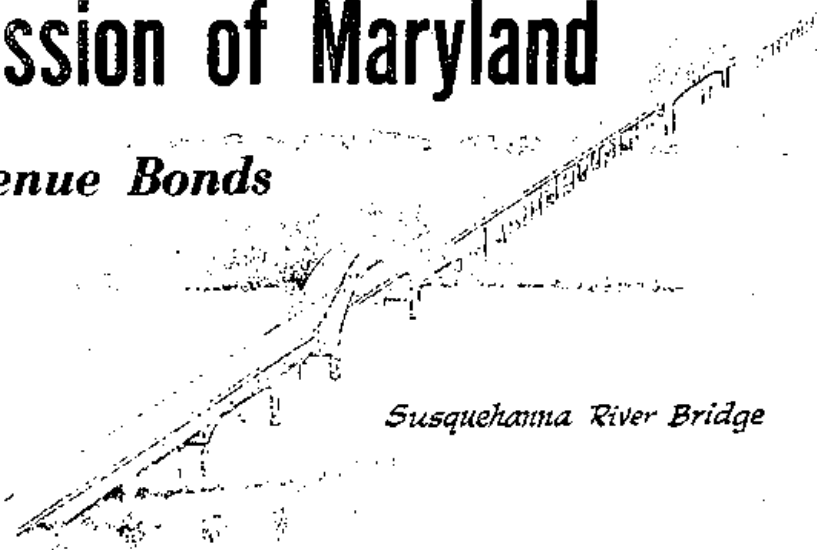



State Roads Commission of Maryland

Bridge and Tunnel Revenue Bonds



Susquehanna River Bridge




BALTIMORE HARBOR TUNNEL

Financial Report


SEPTEMBER 1959



Patapsco Tunnel



Potomac River Bridge



Chesapeake Bay Bridge



COMMISSION MEMBERS

JOHN B. FUNK, CHAIRMAN OF COMMISSION AND DIRECTOR OF HIGHWAYS
PAUL J. BAILEY
HARLEY P. BRINSFIELD
LANSDALE G. CLAGETT
THOMAS N. KAY
JOHN J. McMULLEN
WILLIAM B. OWINGS

STATE OF MARYLAND
STATE ROADS COMMISSION

C. R. PEASE, SECRETARY
A. S. DORRAN, EX. ASST. TO CHM.
C. L. WANNEN, COMPTROLLER
JOSEPH D. BUSCHER, SPEC. ASST. ATTY. GEN.

LOUIS J. O'DONNELL
CHIEF ADMINISTRATIVE OFFICER

TOLL FACILITIES DEPARTMENT
P. O. BOX 1593
BALTIMORE 3, MARYLAND

OCTOBER 30, 1959

FIDELITY-BALTIMORE NATIONAL BANK, TRUSTEE
J. E. GREINER COMPANY, CONSULTING ENGINEER
ALEX. BROWN & SONS, ET AL
BALTIMORE, MARYLAND

GENTLEMEN:

THIS REPORT IS SUBMITTED IN CONFORMITY WITH THE PROVISIONS OF SECTION 712 OF ARTICLE VII OF THE TRUST AGREEMENT, DATED OCTOBER 7, 1954, BY AND BETWEEN THE STATE ROADS COMMISSION OF MARYLAND AND THE FIDELITY-BALTIMORE NATIONAL BANK, TRUSTEE. INCOME, EXPENSES AND OTHER INFORMATION RELATING TO THE SUSQUEHANNA RIVER TOLL BRIDGE, THE POTOMAC RIVER TOLL BRIDGE, THE CHESAPEAKE BAY TOLL BRIDGE AND THE PATAPSCO TUNNEL ARE SHOWN FOR THE MONTH OF SEPTEMBER 1959, AND FOR THE FISCAL YEAR ENDED SEPTEMBER 30, 1959. THE REPORT ALSO INCLUDES A STATEMENT SHOWING THE APPLICATION OF FUNDS DERIVED FROM SALE OF \$180,000,000 PAR VALUE BRIDGE AND TUNNEL REVENUE BONDS ISSUED TO PROVIDE FUNDS FOR THE REDEMPTION OF OUTSTANDING STATE OF MARYLAND BRIDGE REVENUE BONDS (SERIES 1948) AND FOR THE COST OF CONSTRUCTING THE PATAPSCO TUNNEL PROJECT, INCLUDING FINANCING COSTS.

THE EXHIBITS CONTAINED IN THE REPORT ARE:

Table listing exhibits: COMBINED STATEMENT OF INCOME AND EXPENSES OF THE SUSQUEHANNA RIVER TOLL BRIDGE, POTOMAC RIVER TOLL BRIDGE, CHESAPEAKE BAY TOLL BRIDGE AND PATAPSCO TUNNEL FOR THE MONTH OF SEPTEMBER 1959 (EXHIBIT A); COMBINED STATEMENT OF INCOME AND EXPENSES OF THE SUSQUEHANNA RIVER TOLL BRIDGE, POTOMAC RIVER TOLL BRIDGE, CHESAPEAKE BAY TOLL BRIDGE AND THE PATAPSCO TUNNEL FOR THE FISCAL YEAR ENDED SEPTEMBER 30, 1959 (EXHIBIT B); STATEMENT OF TRAFFIC VOLUME AND TOLL INCOME, SUSQUEHANNA RIVER TOLL BRIDGE, FOR THE MONTHS OF SEPTEMBER 1959 AND 1958, AND FOR THE FISCAL YEARS ENDED SEPTEMBER 30, 1959 AND 1958 (EXHIBIT C).

STATEMENT OF TRAFFIC VOLUME AND TOLL INCOME, POTOMAC RIVER TOLL BRIDGE, FOR THE MONTHS OF SEPTEMBER 1959 AND 1958, AND FOR THE FISCAL YEARS ENDED SEPTEMBER 30, 1959 AND 1958	EXHIBIT D
STATEMENT OF TRAFFIC VOLUME AND TOLL INCOME, CHESAPEAKE BAY TOLL BRIDGE, FOR THE MONTHS OF SEPTEMBER 1959 AND 1958, AND FOR THE FISCAL YEARS ENDED SEPTEMBER 30, 1959 AND 1958	EXHIBIT E
STATEMENT OF TRAFFIC VOLUME AND TOLL INCOME, PATAPSCO TUNNEL, FOR THE MONTHS OF SEPTEMBER 1959 AND 1958, AND FOR THE FISCAL YEAR ENDED SEPTEMBER 30, 1959	EXHIBIT F
STATEMENT OF RESERVES (CREATED UNDER ARTICLE V OF TRUST AGREEMENT) FOR THE MONTH OF SEPTEMBER 1959, AND FOR THE FISCAL YEAR ENDED SEPTEMBER 30, 1959	EXHIBIT G
STATEMENT SHOWING DEPOSITS AND WITHDRAWALS, FUNDS CREATED UNDER ARTICLE V OF THE TRUST AGREEMENT, FOR THE MONTH OF SEPTEMBER 1959	EXHIBIT H
STATEMENT SHOWING DEPOSITS AND WITHDRAWALS, PATAPSCO TUNNEL CONSTRUCTION FUND FOR THE MONTH OF SEPTEMBER 1959 AND FOR THE PERIOD FROM DECEMBER 7, 1954, THROUGH SEPTEMBER 30, 1959	EXHIBIT I
DETAILS OF INVESTMENTS OF PATAPSCO TUNNEL CONSTRUCTION FUND	SCHEDULE 1
BRIDGE AND TUNNEL REVENUE BONDS - BALANCE SHEET, SEPTEMBER 30, 1959	EXHIBIT J
STATEMENT SHOWING BRIDGE AND TUNNEL REVENUE BONDS DATED OCTOBER 1, 1954, ISSUED, PAID, PURCHASED OR REDEEMED AT SEPTEMBER 30, 1959	EXHIBIT K
CHART OF INCOME, SUSQUEHANNA RIVER TOLL BRIDGE, POTOMAC RIVER TOLL BRIDGE, CHESAPEAKE BAY TOLL BRIDGE AND PATAPSCO TUNNEL	EXHIBIT L
STATEMENT OF ANNUAL TOLL INCOME AND TRAFFIC VOLUME, WITH RESULTING PERCENTAGES, FOR THE SUSQUEHANNA RIVER TOLL BRIDGE, AUGUST 28, 1940, TO SEPTEMBER 30, 1959; THE POTOMAC RIVER TOLL BRIDGE, DECEMBER 15, 1940, TO SEPTEMBER 30, 1959; THE CHESAPEAKE BAY TOLL BRIDGE, JULY 30, 1952, TO SEPTEMBER 30, 1959; AND THE PATAPSCO TUNNEL, NOVEMBER 30, 1957, TO SEPTEMBER 30, 1959	EXHIBIT M

THE FOLLOWING COMMENTS ALSO ARE SUBMITTED:

INCOME AND EXPENSES

INCOME

A SUMMARY OF THE INCOME FROM THE PROJECTS REFLECTED IN THE REVENUE FUND FOR THE MONTHS OF SEPTEMBER 1959 AND 1958, AND FOR THE FISCAL YEARS ENDED SEPTEMBER 30, 1959 AND 1958 AND COMPARISONS, IS AS FOLLOWS:

.....FACILITIES					
	SUSQUEHANNA RIVER	POTOMAC RIVER	CHESAPEAKE BAY	PATAPSCO TUNNEL#	TOTAL
MONTH OF SEPTEMBER 1959	\$ 197,831.70	\$ 204,392.40	\$ 413,546.20	\$ 447,655.28	\$ 1,263,425.58
MONTH OF SEPTEMBER 1958	194,503.38	181,336.40	368,912.57	367,510.28	1,112,262.63
INCREASE	\$ 3,328.32	\$ 23,056.00	\$ 44,633.63	\$ 80,145.00	\$ 151,162.95
FISCAL YEAR ENDED SEPTEMBER 30, 1959	\$2,172,865.89	\$2,379,610.43	\$4,239,209.70	\$5,041,605.54	\$13,833,291.56
FISCAL YEAR ENDED SEPTEMBER 30, 1958	1,998,574.94	2,173,638.32	4,069,062.94	3,409,654.03	11,651,030.23
INCREASE	\$ 174,190.95	\$ 205,972.11	\$ 170,146.76	\$1,631,951.51	\$ 2,182,261.33

EXPENSES

A SUMMARY OF THE EXPENSES OF ALL PROJECTS PAID FROM THE REVENUE FUND AND FROM THE OPERATIONS RESERVE FUND IS AS FOLLOWS:

	REVENUE FUND	OPERATIONS RESERVE FUND	TOTAL
MONTH OF SEPTEMBER 1959	\$ 134,427.64	\$188,636.28	\$ 323,063.92
MONTH OF SEPTEMBER 1958	174,449.98	11,544.50	185,994.48
INCREASE	\$ 40,022.34*	\$177,091.78	\$ 137,069.44
FISCAL YEAR ENDED SEPTEMBER 30, 1959	\$1,824,228.90	\$312,922.16	\$2,137,151.06
FISCAL YEAR ENDED SEPTEMBER 30, 1958	1,500,317.06	544,200.82	2,044,517.88
INCREASE	\$ 323,911.84	\$231,278.66*	\$ 555,190.50

NET INCOME

NET INCOME OF \$940,361.66 FOR SEPTEMBER 1959, COMPARED WITH \$926,268.15 FOR SEPTEMBER 1958, SHOWS AN INCREASE OF \$14,093.51. NET INCOME FOR THE FISCAL YEAR ENDED SEPTEMBER 30, 1959 WAS \$11,696,140.50 REPRESENTING OPERATIONS OF ALL FOUR FACILITIES DURING THE ENTIRE PERIOD. NET INCOME FOR THE FISCAL YEAR ENDED SEPTEMBER 30, 1958, WAS \$9,606,512.35 AND INCLUDED OPERATIONS OF THE TUNNEL FOR A PERIOD OF TEN MONTHS AND ONE DAY AND OPERATIONS OF THE THREE BRIDGES FOR THE FULL FISCAL YEAR.

INCOME FROM THE FACILITIES IS DETERMINED ON AN ACCRUAL BASIS, WHILE EXPENSES OF OPERATIONS AND MAINTENANCE ARE RECORDED ON A CASH BASIS. FUND TRANSFERS MADE TO ESTABLISH SINKING FUND AND OPERATIONS RESERVES REQUIRED UNDER TRUST AGREEMENT PROVISIONS ARE NOT REFLECTED IN NET INCOME.

MARYLAND TOLL REVENUE PROJECTS REVENUE FUND

ALL TOLLS AND OTHER REVENUE DERIVED THROUGH THE OPERATION OF THE TOLL PROJECTS ARE DEPOSITED IN THIS FUND, WHICH LIKEWISE IS CHARGED WITH CURRENT EXPENSES INCURRED IN THE MAINTENANCE, REPAIR AND OPERATIONS OF THE TOLL PROJECTS.

AT SEPTEMBER 30, 1959, CASH ON DEPOSIT OF \$418,220.00 IN THE MARYLAND TOLL REVENUE PROJECTS REVENUE FUND PROVIDED A RESERVE EQUAL TO 20% OF THE ANNUAL BUDGET FOR CURRENT EXPENSES.

UNDER THE PROVISIONS OF ARTICLE V OF THE TRUST AGREEMENT OF OCTOBER 1, 1954, THE TRUSTEE IS REQUIRED, ON OR BEFORE THE 20TH DAY OF EACH MONTH TO EFFECT CERTAIN TRANSFERS FROM THE MARYLAND TOLL REVENUE PROJECTS REVENUE FUND TO OTHER DESIGNATED FUNDS. THE TRUSTEE REPORTED THAT ON OCTOBER 9, 1959, TRANSFER WAS MADE TO THE MARYLAND TOLL REVENUE PROJECTS INTEREST AND SINKING FUND - BOND SERVICE ACCOUNT IN THE AMOUNT OF \$1,177,424.06. THIS TRANSFER WAS RECORDED BY THE COMMISSION AS OF SEPTEMBER 30, 1959, AND IS SO REPORTED IN THE ACCOMPANYING EXHIBITS.

* INDICATES RED FIGURE.

OPENED TO TRAFFIC 12:01 A.M. NOVEMBER 30, 1957.

INTEREST AND SINKING FUND

BOND SERVICE ACCOUNT

CASH TRANSFER IS MADE TO THIS ACCOUNT FROM THE MARYLAND TOLL REVENUE PROJECTS REVENUE FUND AFTER PROVIDING A RESERVE EQUAL TO 20% OF THE ANNUAL BUDGET FOR CURRENT EXPENSES. AT SEPTEMBER 30, 1959, THERE WAS A CASH BALANCE OF \$1,234,926.09 IN THIS ACCOUNT. THE CURRENT MAXIMUM REQUIREMENT IS \$4,120,580.00 FOR INTEREST PAYABLE WITHIN THE NEXT ENSUING SIX MONTHS ON BONDS OUTSTANDING AT SEPTEMBER 30, 1959 FOR \$1,920,000 OF SERIAL BONDS MATURING OCTOBER 1, 1960.

RESERVE ACCOUNT

AT SEPTEMBER 30, 1959, THERE WAS A BALANCE OF \$8,804,810.90 IN THIS ACCOUNT, COMPRISING CASH OF \$326.53 AND INVESTMENTS IN UNITED STATES OBLIGATIONS OF \$8,804,484.37. THIS ACCOUNT CONSISTS OF TRANSFER FROM REVENUE PROJECTS INTEREST AND SINKING FUND (1948) OF \$3,306,975.66, INCOME FROM INVESTMENTS OF \$1,165,378.36 AND TRANSFER FROM THE REVENUE FUND OF \$6,876,153.34, LESS TRANSFER TO REDEMPTION ACCOUNT (IN ACCORDANCE WITH SECTION 509 OF THE TRUST AGREEMENT) OF \$2,543,696.46. THE MAXIMUM REQUIREMENT IN THE RESERVE ACCOUNT IS \$8,802,320.00, THE EQUIVALENT OF TWO YEARS INTEREST ON ALL BONDS OUTSTANDING AT SEPTEMBER 30, 1959.

REDEMPTION ACCOUNT

THIS ACCOUNT IS CREDITED WITH ANY BALANCE IN THE REVENUE FUND AFTER PROVISION IS MADE FOR REQUIREMENTS OF THE REVENUE FUND, THE BOND SERVICE ACCOUNT, THE RESERVE ACCOUNT AND THE OPERATIONS RESERVE FUND. AT SEPTEMBER 30, 1959, THERE WAS A CASH BALANCE IN THIS ACCOUNT OF \$1,354,987.87.

OPERATIONS RESERVE FUND

AFTER MAKING PROVISION IN THE REVENUE FUND, THE BOND SERVICE ACCOUNT AND THE RESERVE ACCOUNT FOR THE MAXIMUM REQUIREMENT OF SUCH FUND OR ACCOUNT, ANY BALANCE REMAINING IN THE REVENUE FUND SHALL BE WITHDRAWN AND PLACED IN THE OPERATIONS RESERVE FUND UNTIL THE SUM OF \$471,400.00 HAS BEEN DEPOSITED FOR THE FISCAL YEAR 1959 - 1960, AND AS MAY THEREAFTER BE REQUIRED IN CONFORMITY WITH THE PROVISIONS OF SECTION 514 OF THE TRUST AGREEMENT.

MONEYS IN THE OPERATIONS RESERVE FUND ARE USED FOR PAYING THE COST OF UNUSUAL OR EXTRA-ORDINARY MAINTENANCE OR REPAIRS, MAINTENANCE OR REPAIRS NOT RECURRING ANNUALLY, AND RENEWALS AND REPLACEMENTS, THE COSTS OF REPLACING EQUIPMENT, THE COST OF REPAIRS OR REPLACEMENT RESULTING FROM AN EMERGENCY CAUSED BY SOME EXTRAORDINARY OCCURENCE, CERTAIN ENGINEERING EXPENSES AND PREMIUMS ON INSURANCE.

MONEYS IN THE OPERATIONS RESERVE FUND ARE TO BE USED FOR THE PAYMENT OF INTEREST ON AND PRINCIPAL OF THE BONDS IF AT ANY TIME MONEYS IN THE BOND SERVICE ACCOUNT AND THE RESERVE ACCOUNT ARE INSUFFICIENT FOR SUCH PURPOSE.

A SUMMARY OF THE TRANSACTIONS IN THE FUND THROUGH SEPTEMBER 30, 1959 FOLLOWS:

	FISCAL YEAR ENDED <u>SEPTEMBER 30, 1959</u>	DECEMBER 7, 1954 THROUGH <u>SEPTEMBER 30, 1959</u>
BALANCE AT BEGINNING OF PERIOD, INCLUDING CASH AND INVESTMENTS ...	\$3,444,453.21	-
RECEIPTS:		
TRANSFER FROM OPERATIONS RESERVE FUND (ESTABLISHED UNDER TRUST AGREEMENT DATED OCTOBER 1, 1948)	-	\$ 852,195.80
TRANSFER FROM REVENUE FUND	471,400.00	5,487,240.00
RETURN PREMIUM - PUBLIC LIABILITY INSURANCE	-	437.29

RETURN PREMIUM - FAITHFUL PERFORMANCE BLANKET POSITION BOND	-	883.39
RETURN PREMIUM - USE AND OCCUPANCY INSURANCE	2,914.53	2,914.53
PROPERTY DAMAGE RECOVERY	5,783.60	18,355.49
INCOME FROM INVESTMENTS	65,748.35	286,603.04
SALE OF PROPERTY	182.55	8,368.34
REIMBURSEMENT FOR USE OF EQUIPMENT	12.37	12.37
SALE OF PLANS AND SPECIFICATIONS	-	135.00
FROM PATAPSCO TUNNEL CONSTRUCTION FUND TO REFLECT DISTRIBUTION OF COSTS FOR DESIGN SECTION D-7	-	720.00
TOTAL RECEIPTS	<u>\$ 546,041.40</u>	<u>\$6,651,865.25</u>
TOTAL	<u>\$3,990,494.61</u>	<u>\$6,651,865.25</u>
DISBURSEMENTS:		
OPERATING COSTS:		
MAINTENANCE	\$ 55,688.60	\$ 187,032.58
INSURANCE	29,320.05	650,756.78
CAPITAL PROPERTIES - RENEWALS	227,913.51	1,109,691.97
NORTHERN APPROACH EXTENSION	85,434.97	1,112,246.44
TOTAL DISBURSEMENTS ...	<u>\$ 398,357.13</u>	<u>\$3,059,727.77</u>
BALANCE AT END OF PERIOD, INCLUDING CASH AND INVESTMENTS ...	<u>\$3,592,137.48</u>	<u>\$3,592,137.48</u>

PATAPSCO TUNNEL CONSTRUCTION FUND

THE ACCOMPANYING EXHIBIT I SHOWS THE TRANSACTIONS IN THE PATAPSCO TUNNEL CONSTRUCTION FUND ON THE BASIS OF DEPOSITS AND WITHDRAWALS, WHICH IS EQUIVALENT TO CASH RECEIPTS AND DISBURSEMENTS. THE FOLLOWING TABULATION SUMMARIZES THE TRANSACTIONS IN THIS FUND ON THE BASIS OF REVENUE AND EXPENDITURES:

	MONTH OF <u>SEPTEMBER 1959</u>	DECEMBER 7, 1954 THROUGH <u>SEPTEMBER 30, 1959</u>
BALANCE AT BEGINNING OF PERIOD, INCLUDING CASH AND INVESTMENTS ...	\$9,307,247.92	-
REVENUES:		
NET PROCEEDS FROM SALE OF BRIDGE AND TUNNEL REVENUE BONDS DATED OCTOBER 1, 1954	-	\$143,857,000.00
NET INCOME FROM UNITED STATES OBLIGATIONS, AFTER DEDUCTING PREMIUM WRITTEN OFF AND OTHER NET ADJUSTMENTS	-	5,373,541.97
SALE OF PLANS AND SPECIFICATIONS	220.00	27,976.34
TOTAL REVENUES	<u>\$ 220.00</u>	<u>\$149,258,518.31</u>
TOTAL	\$9,307,467.92	\$149,258,518.31
EXPENDITURES FOR PATAPSCO TUNNEL PROJECTS COSTS - NET	31,353.63	139,982,404.02
BALANCE AT END OF PERIOD	<u>\$9,276,114.29</u>	<u>\$ 9,276,114.29</u>

TOLL RATES

THE TOLL RATE SCHEDULES FOR THE SUSQUEHANNA RIVER TOLL BRIDGE, THE POTOMAC RIVER TOLL BRIDGE, THE CHESAPEAKE BAY TOLL BRIDGE AND THE PATAPSCO TUNNEL WERE NOT REVISED DURING THE MONTH OF SEPTEMBER 1959.

SALE OF PROPERTY

SECTION 712 OF ARTICLE VII OF THE TRUST AGREEMENT REQUIRES THE SUBMISSION OF A STATEMENT SHOWING ALL SALES OF TOLL REVENUE PROJECTS PROPERTY UNDER THE PROVISION OF SECTION 713 OF SAID ARTICLE. THERE WERE NO SALES OF BRIDGE OR TUNNEL PROPERTY DURING THE MONTH OF SEPTEMBER 1959.

GENERAL BASIS OF ACCOUNTING

THE TOLL INCOME ACCOUNTS OF THE COMMISSION ARE MAINTAINED ON AN ACCRUAL BASIS. ALL OTHER ACCOUNTS ARE MAINTAINED GENERALLY ON A CASH BASIS; THEREFORE, ACCRUED INTEREST RECEIVABLE, EXPENSES ACCRUED AND PAYABLE, AND CONSTRUCTION EXPENDITURES PAYABLE HAVE NOT BEEN TAKEN INTO CONSIDERATION IN THE PREPARATION OF THE ACCOMPANYING FINANCIAL STATEMENTS.

VERY TRULY YOURS,

C. L. Wannan per

C. L. WANNAN
COMPTROLLER

H. J. M. A. Jr.

STATE ROADS COMMISSION OF MARYLAND
AND
FIDELITY-BALTIMORE NATIONAL BANK, TRUSTEE

COMBINED STATEMENT OF INCOME AND EXPENSES
OF THE SUSQUEHANNA RIVER TOLL BRIDGE, POTOMAC RIVER TOLL BRIDGE,
CHESAPEAKE BAY TOLL BRIDGE, AND PATAPSCO TUNNEL
FOR THE MONTH OF SEPTEMBER 1959

	TOTAL	FACILITIES			
		SUSQUEHANNA RIVER TOLL BRIDGE	POTOMAC RIVER TOLL BRIDGE	CHESAPEAKE BAY TOLL BRIDGE	PATAPSCO TUNNEL
INCOME:					
TOLL INCOME BASED ON TOLL TRANSACTIONS:					
CASH TOLLS	\$1,131,658.45	\$165,196.45	\$201,279.10	\$369,122.10	\$396,060.80
TICKET TOLLS	95,733.85	19,886.90	2,875.40	21,829.60	51,141.95
CHARGE TOLLS	5,763.00	12.75	1,303.60	4,408.75	37.90
TOTAL TOLL INCOME BASED ON TOLL TRANSACTIONS	\$1,233,155.30	\$185,096.10	\$205,458.10	\$395,360.45	\$447,240.65
COLLECTIONS IN EXCESS OF CALCULATED TOLLS - NET	3.52	203.34*	19.50	118.70	68.66
UNREDEEMED TOLL TICKETS ISSUED FROM OCTOBER 1, 1955, THROUGH SEPTEMBER 30, 1956	29,638.54	12,715.54	1,088.80*	18,011.80	-
SALE OF STICKER FOR USE WITH COMMUTATION TICKETS	498.50	218.00	-	47.50	233.00
MISCELLANEOUS REVENUE	129.72	5.40	3.60	7.75	112.97
TOTAL INCOME	\$1,263,425.58	\$197,831.70	\$204,392.40	\$413,546.20	\$447,655.28
EXPENSES, EXCLUDING GENERAL AND ADMINISTRATIVE EXPENSES - SCHEDULE 1:					
MARYLAND TOLL REVENUE PROJECTS REVENUE FUND	\$ 123,395.35	\$ 16,108.89	\$ 8,246.67	\$ 17,363.08	\$ 81,676.71
MARYLAND TOLL REVENUE PROJECTS OPERATIONS RESERVE FUND	188,636.28	-	16,816.94	171,819.34	-
TOTAL EXPENSES, EXCLUDING GENERAL AND ADMINISTRATIVE EXPENSES	\$ 312,031.63	\$ 16,108.89	\$ 25,063.61	\$189,182.42	\$ 81,676.71
NET OPERATING INCOME	\$ 951,393.95	\$181,722.81	\$179,328.79	\$224,363.78	\$365,978.57
GENERAL AND ADMINISTRATIVE EXPENSES - MARYLAND TOLL REVENUE PROJECTS REVENUE FUND:					
SALARIES	\$ 10,773.63				
OTHER EXPENSES	5,258.66				
	\$ 16,032.29				
LESS:					
AMOUNT RECEIVED FROM PATAPSCO TUNNEL CONSTRUCTION FUND FOR THE FISCAL YEAR ENDED SEPTEMBER 30, 1959	\$ 5,000.00				
NET GENERAL AND ADMINISTRATIVE EXPENSES	\$ 11,032.29				
NET INCOME	\$ 940,361.66				

* INDICATES RED FIGURE.

EXHIBIT A

STATE ROADS COMMISSION OF MARYLAND
AND
FIDELITY-BALTIMORE NATIONAL BANK, TRUSTEE

EXPENSES, EXCLUDING GENERAL AND ADMINISTRATIVE EXPENSES
FOR THE MONTH OF SEPTEMBER 1959

	TOTAL	FACILITIES			
		SUSQUEHANNA RIVER TOLL BRIDGE	POTOMAC RIVER TOLL BRIDGE	CHESAPEAKE BAY TOLL BRIDGE	PATAPSCO TUNNEL
MARYLAND TOLL REVENUE PROJECTS REVENUE FUND:					
OPERATING SALARIES	\$ 81,622.80	\$13,519.57	\$ 6,476.23	\$ 11,220.99	\$50,406.01
OPERATING EXPENSES	14,006.94	1,438.86	440.04	1,749.78	10,378.26
MAINTENANCE	27,765.61	1,150.46	1,330.40	4,392.31	20,892.44
TOTAL	<u>\$123,395.35</u>	<u>\$16,108.89</u>	<u>\$ 8,246.67</u>	<u>\$ 17,363.08</u>	<u>\$81,676.71</u>
MARYLAND TOLL REVENUE PROJECTS OPERATIONS RESERVE FUND:					
MAINTENANCE	\$ 4,682.00	-	-	\$ 4,682.00	-
CAPITAL PROPERTIES - RENEWALS	183,954.28	-	\$16,816.94	167,137.34	-
TOTAL	<u>\$188,636.28</u>	<u>-</u>	<u>\$16,816.94</u>	<u>\$171,819.34</u>	<u>-</u>
TOTAL:					
OPERATING SALARIES	\$ 81,622.80	\$13,519.57	\$ 6,476.23	\$ 11,220.99	\$50,406.01
OPERATING EXPENSES	14,006.94	1,438.86	440.04	1,749.78	10,378.26
MAINTENANCE	32,447.61	1,150.46	1,330.40	9,074.31	20,892.44
CAPITAL PROPERTIES - RENEWALS	183,954.28	-	16,816.94	167,137.34	-
TOTAL	<u>\$312,031.63</u>	<u>\$16,108.89</u>	<u>\$25,063.61</u>	<u>\$189,182.42</u>	<u>\$81,676.71</u>

STATE ROADS COMMISSION OF MARYLAND
AND
FIDELITY-BALTIMORE NATIONAL BANK, TRUSTEE

COMBINED STATEMENT OF INCOME AND EXPENSES
OF THE SUSQUEHANNA RIVER TOLL BRIDGE, POTOMAC RIVER TOLL BRIDGE,
CHESAPEAKE BAY TOLL BRIDGE AND PATAPSCO TUNNEL
FOR THE FISCAL YEAR ENDED SEPTEMBER 30, 1959

	TOTAL	FACILITIES			
		SUSQUEHANNA RIVER TOLL BRIDGE	POTOMAC RIVER TOLL BRIDGE	CHESAPEAKE BAY TOLL BRIDGE	PATAPSCO TUNNEL
INCOME:					
TOLL INCOME BASED ON TOLL TRANSACTIONS:					
CASH TOLLS	\$12,626,272.70	\$1,913,308.30	\$2,339,725.40	\$3,923,765.00	\$4,458,474.00
TICKET TOLLS	1,101,302.50	244,745.80	37,194.90	241,246.65	578,115.15
CHARGE TOLLS	67,511.40	282.25	12,415.80	54,382.10	431.25
TOTAL TOLL INCOME BASED ON TOLL TRANSACTIONS	\$13,795,086.60	\$2,158,336.35	\$2,380,336.10	\$4,219,393.75	\$5,037,020.40
COLLECTIONS IN EXCESS OF CALCULATED TOLLS - NET	433.38	940.20*	254.75	958.80	160.03
UNREDEEMED TOLL TICKETS ISSUED FROM OCTOBER 1, 1955, THROUGH SEPTEMBER 30, 1956	29,638.54	12,715.54	1,088.80*	18,011.80	-
SALE OF STICKERS FOR USE WITH COMMUTATION TICKETS	5,800.50	2,689.50	-	676.50	2,434.50
MISCELLANEOUS REVENUE	2,332.54	64.70	138.38	168.85	1,990.61
TOTAL INCOME	\$13,833,291.56	\$2,172,865.89	\$2,379,610.43	\$4,239,209.70	\$5,041,605.54
EXPENSES, EXCLUDING GENERAL AND ADMINISTRATIVE EXPENSES - SCHEDULE 1:					
MARYLAND TOLL REVENUE PROJECTS REVENUE FUND	\$ 1,579,548.03	\$ 227,055.04	\$ 111,135.03	\$ 217,321.14	\$1,024,036.82
MARYLAND TOLL REVENUE PROJECTS OPERATIONS RESERVE FUND	309,034.66	19,301.33	28,570.97	232,232.48	28,929.88
TOTAL EXPENSES, EXCLUDING GENERAL AND ADMINISTRATIVE EXPENSES	\$1,888,582.69	\$ 246,356.37	\$ 139,706.00	\$ 449,553.62	\$1,052,966.70
NET OPERATING INCOME	\$11,944,708.87	\$1,926,509.52	\$2,239,904.43	\$3,789,656.08	\$3,988,638.84
GENERAL AND ADMINISTRATIVE EXPENSES - SCHEDULE 2:					
MARYLAND TOLL REVENUE PROJECTS REVENUE FUND	\$ 244,680.87				
MARYLAND TOLL REVENUE PROJECTS OPERATIONS RESERVE FUND	3,887.50				
TOTAL GENERAL AND ADMINISTRATIVE EXPENSES	\$ 248,568.37				
NET INCOME	\$11,696,140.50				

* INDICATES RED FIGURE.

EXHIBIT B

STATE ROADS COMMISSION OF MARYLAND
AND
FIDELITY-BALTIMORE NATIONAL BANK, TRUSTEE

EXPENSES, EXCLUDING GENERAL AND ADMINISTRATIVE EXPENSES
FOR THE FISCAL YEAR ENDED SEPTEMBER 30, 1959

	TOTAL	FACILITIES			
		SUSQUEHANNA RIVER TOLL BRIDGE	POTOMAC RIVER TOLL BRIDGE	CHESAPEAKE BAY TOLL BRIDGE	PATAPSCO TUNNEL
MARYLAND TOLL REVENUE PROJECTS REVENUE FUND:					
OPERATING SALARIES	\$1,083,749.63	\$182,744.25	\$ 86,464.73	\$142,316.52	\$ 672,224.13
OPERATING EXPENSES	169,323.62	21,761.58	8,271.68	16,342.10	122,948.26
MAINTENANCE	325,340.02	22,358.75	16,313.11	58,499.27	228,168.89
INSURANCE	1,134.76	190.46	85.51	163.25	695.54
TOTAL	<u>\$1,579,548.03</u>	<u>\$227,055.04</u>	<u>\$111,135.03</u>	<u>\$217,321.14</u>	<u>\$1,024,036.82</u>
MARYLAND TOLL REVENUE PROJECTS OPERATIONS RESERVE FUND:					
MAINTENANCE	\$ 55,688.60	\$ 644.00	\$ 2,280.80	\$ 52,119.80	\$ 644.00
INSURANCE	29,320.05	11,902.90	2,015.92	487.29	14,913.94
CAPITAL PROPERTIES - RENEWALS	224,026.01	6,754.43	24,274.25	179,625.39	13,371.94
TOTAL	<u>\$ 309,034.66</u>	<u>\$ 19,301.33</u>	<u>\$ 28,570.97</u>	<u>\$232,232.48</u>	<u>\$ 28,929.88</u>
TOTAL:					
OPERATING SALARIES	\$1,083,749.63	\$182,744.25	\$ 86,464.73	\$142,316.52	\$ 672,224.13
OPERATING EXPENSES	169,323.62	21,761.58	8,271.68	16,342.10	122,948.26
MAINTENANCE	381,028.62	23,002.75	18,593.91	110,619.07	228,812.89
INSURANCE	30,454.81	12,093.36	2,101.43	650.54	15,609.48
CAPITAL PROPERTIES - RENEWALS	224,026.01	6,754.43	24,274.25	179,625.39	13,371.94
TOTAL	<u>\$1,888,582.69</u>	<u>\$246,356.37</u>	<u>\$139,706.00</u>	<u>\$449,553.62</u>	<u>\$1,052,966.70</u>

STATE ROADS COMMISSION OF MARYLAND
AND
FIDELITY-BALTIMORE NATIONAL BANK, TRUSTEE

GENERAL AND ADMINISTRATIVE EXPENSES
FOR THE FISCAL YEAR ENDED SEPTEMBER 30, 1959

	<u>TOTAL</u>	<u>SALARIES</u>	<u>OTHER EXPENSES</u>
MARYLAND TOLL REVENUE PROJECTS REVENUE FUND	\$249,680.87	\$142,140.87	\$107,540.00
MARYLAND TOLL REVENUE PROJECTS OPERATIONS RESERVE FUND ..	<u>3,887.50</u>	<u>-</u>	<u>3,887.50</u>
TOTAL	<u>\$253,568.37</u>	<u>\$142,140.87</u>	<u>\$111,427.50</u>
LESS CREDIT - MARYLAND TOLL REVENUE PROJECTS REVENUE FUND - AMOUNT RECEIVED FROM PATAPSCO TUNNEL CONSTRUCTION FUND FOR THE FISCAL YEAR ENDED SEPTEMBER 30, 1959	\$ 5,000.00		
	<u>\$ 5,000.00</u>		
REMAINDER:			
MARYLAND TOLL REVENUE PROJECTS REVENUE FUND	\$244,680.87		
MARYLAND TOLL REVENUE PROJECTS OPERATIONS RESERVE FUND.	<u>3,887.50</u>		
TOTAL	<u>\$248,568.37</u>		

STATE ROADS COMMISSION OF MARYLAND
AND
FIDELITY-BALTIMORE NATIONAL BANK, TRUSTEE

STATEMENT OF TRAFFIC VOLUME AND TOLL INCOME, SUSQUEHANNA RIVER TOLL BRIDGE
FOR THE MONTHS OF SEPTEMBER 1959 AND 1958, AND FOR THE FISCAL YEARS ENDED SEPTEMBER 30, 1959 AND 1958

	RATES	TRAFFIC VOLUME														
		MONTH OF SEPTEMBER				FISCAL YEAR ENDED SEPTEMBER 30				INCREASE OR DECREASE						
		1959		1958		1959		1958		1959		1958		1959		1958
NUMBER	RATIO	NUMBER	RATIO	NUMBER	RATIO	NUMBER	RATIO	NUMBER	RATIO	NUMBER	RATIO	NUMBER	RATIO	NUMBER	RATIO	
AUTOMOBILES & LIGHT COMMERCIAL VEHICLES:																
PASSENGER, ETC.	\$.20	-	-	-	-	-	-	-	-	368,156	4.29	-	-	-	-	
PASSENGER, ETC.	.25	511,018	63.88	486,667	63.77	24,351+	5.00+	5,829,947	62.89	5,107,808	59.51	-	-	-	-	
PASSENGER, ETC., OUT OF STATE TAGS, COMMUTATION	.03	16,464	2.05	14,664	1.92	1,800+	12.27+	174,839	1.89	159,002	1.85	-	-	-	-	
PASSENGER, ETC., MARYLAND TAGS, COMMUTATION	.01	118,848	14.86	111,405	14.60	7,443+	6.68+	1,390,468	15.00	1,262,649	14.71	-	-	-	-	
LOCAL BUSES ON SCHEDULED RUN, COMMUTATION	.15	90	.01	42	-	48+	114.29+	548	.01	722	.01	-	-	-	-	
OFFICIAL DUTY	NONE	2,128	.27	1,965	.26	163+	8.30+	26,010	.28	24,264	.28	-	-	-	-	
TOTAL		648,548	81.07	614,743	80.55	33,805+	5.50+	7,421,812	80.07	6,922,601	80.65	499,211+	7.21+			
HEAVY COMMERCIAL VEHICLES:																
TWO-AXLE	\$.25	-	-	-	-	-	-	-	-	16,285	.19	-	-	-	-	
TWO-AXLE	.30	17,825	2.23	17,839	2.34	14-	.08-	206,546	2.23	172,531	2.01	-	-	-	-	
THREE-AXLE	.40	21,329	2.67	22,319	2.93	990-	4.44-	238,912	2.57	230,892	2.69	-	-	-	-	
FOUR-AXLE	.40	-	-	-	-	-	-	-	-	54,051	.63	-	-	-	-	
FOUR-AXLE	.45	53,072	6.63	53,811	7.05	739-	1.37-	668,992	7.22	537,564	6.26	-	-	-	-	
TWO-AXLE, COMMUTATION	.20	7,886	.99	6,438	.84	1,448+	22.49+	83,578	.90	76,236	.89	-	-	-	-	
THREE-AXLE, COMMUTATION	.30	5,916	.74	5,664	.74	252+	4.45+	125,690	1.36	121,821	1.42	-	-	-	-	
FOUR-AXLE, COMMUTATION	.30	45,016	5.62	41,824	5.48	3,192+	7.63+	517,969	5.59	447,255	5.21	-	-	-	-	
FIVE-AXLE AND SPECIALS	.55 MIN.	435	.05	519	.07	84-	16.18-	5,919	.06	4,334	.05	-	-	-	-	
TOTAL		151,479	18.93	148,414	19.45	3,065+	2.07+	1,847,606	19.93	1,660,969	19.35	186,637+	11.24+			
TOTAL TRAFFIC VOLUME		800,027	100.00	763,157	100.00	36,870+	4.83+	9,269,418	100.00	8,583,570	100.00	685,848+	7.99+			

STATE ROADS COMMISSION OF MARYLAND
AND
FIDELITY-BALTIMORE NATIONAL BANK, TRUSTEE
STATEMENT OF TRAFFIC VOLUME AND TOLL INCOME, SUSQUEHANNA RIVER TOLL BRIDGE
FOR THE MONTHS OF SEPTEMBER 1959 AND 1958, AND FOR THE FISCAL YEARS ENDED SEPTEMBER 30, 1959 AND 1958 (CONCLUDED)

	TOLL INCOME												
	MONTH OF SEPTEMBER						FISCAL YEAR ENDED SEPTEMBER 30						
	1959		1958		INCREASE OR DECREASE		1959		1958		INCREASE OR DECREASE		
RATES	AMOUNT	% RATIO	AMOUNT	% RATIO	AMOUNT	%	AMOUNT	RATIO	AMOUNT	RATIO	AMOUNT	%	
AUTOMOBILES & LIGHT COMMERCIAL VEHICLES:													
PASSENGER, ETC.	\$.20	-	-	-	-	-	-	-	-	\$ 73,631.20	3.72	-	-
PASSENGER, ETC.25	\$127,754.50	69.02	\$121,666.75	68.14	\$6,087.75+	5.00+	\$1,457,486.75	67.53	1,276,952.00	64.60	-	-
PASSENGER, ETC., OUT OF STATE TAGS, COMMUTATION03	493.92	.27	439.92	.25	54.00+	12.27+	5,245.17	.24	4,770.06	.24	-	-
PASSENGER, ETC., MARYLAND TAGS, COMMUTATION01	1,188.48	.64	1,114.05	.63	74.43+	6.68+	13,904.68	.65	12,626.49	.64	-	-
LOCAL BUSES ON SCHEDULED RUN, COMMUTATION15	13.50	.01	6.30	-	7.20+	114.29+	82.20	-	108.30	.01	-	-
OFFICIAL DUTY	NONE	-	-	-	-	-	-	-	-	-	-	-	-
TOTAL		\$129,450.40	69.94	\$123,227.02	69.02	\$6,223.38+	5.05+	\$1,476,718.80	68.42	\$1,368,088.05	69.21	\$108,630.75+	7.94+
HEAVY COMMERCIAL VEHICLES:													
TWO-AXLE	\$.25	-	-	-	-	-	-	-	-	\$ 4,071.25	.21	-	-
TWO-AXLE30	\$ 5,347.50	2.89	\$ 5,351.70	3.00	\$ 4.20-	.08-	\$ 61,963.80	2.87	51,759.30	2.62	-	-
THREE-AXLE40	8,531.60	4.60	8,927.60	5.00	396.00-	4.44-	95,564.80	4.43	92,356.80	4.67	-	-
FOUR-AXLE40	-	-	-	-	-	-	-	-	21,620.40	1.09	-	-
FOUR-AXLE45	23,882.40	12.90	24,214.95	13.56	332.55-	1.37-	301,046.40	13.95	241,903.80	12.24	-	-
TWO-AXLE, COMMUTATION20	1,577.20	.85	1,287.60	.72	289.60+	22.49+	16,715.60	.77	15,247.20	.77	-	-
THREE-AXLE, COMMUTATION30	1,774.80	.96	1,699.20	.95	75.60+	4.45+	37,707.00	1.75	36,546.30	1.85	-	-
FOUR-AXLE, COMMUTATION30	13,504.80	7.30	12,547.20	7.03	957.60+	7.63+	155,390.70	7.20	134,176.50	6.79	-	-
FIVE-AXLE AND SPECIALS55 MIN.	1,027.40	.56	1,283.60	.72	256.20-	19.96-	13,229.25	.61	11,082.35	.55	-	-
TOTAL		\$ 55,645.70	30.06	\$ 55,311.85	30.98	\$ 333.85+	.60+	\$ 681,617.55	31.58	\$ 608,763.90	30.79	\$ 72,853.65+	11.97+
TOTAL TOLL INCOME		\$185,096.10	100.00	\$178,538.87	100.00	\$6,557.23+	3.67+	\$2,158,336.35	100.00	\$1,976,851.95	100.00	\$181,484.40+	9.18+

STATE ROADS COMMISSION OF MARYLAND
AND
FIDELITY-BALTIMORE NATIONAL BANK, TRUSTEE

STATEMENT OF TRAFFIC VOLUME AND TOLL INCOME, POTOMAC RIVER TOLL BRIDGE
FOR THE MONTHS OF SEPTEMBER 1959 AND 1958, AND FOR THE FISCAL YEARS ENDED SEPTEMBER 30, 1959 AND 1958

	RATES	TRAFFIC VOLUME						TRAFFIC VOLUME					
		MONTH OF SEPTEMBER				INCREASE OR DECREASE		FISCAL YEAR ENDED SEPTEMBER 30				INCREASE OR DECREASE	
		1959	%	1958	%	NUMBER	%	1959	%	1958	%	NUMBER	%
AUTOMOBILES & LIGHT COMMERCIAL VEHICLES:													
PASSENGER, ETC.	\$1.00	161,241	86.67	143,610	87.95	17,631+	12.28+	1,914,735	88.00	1,794,578	89.51	120,157+	6.70+
PASSENGER, ETC., COMMUTATION	.50	1,943	1.04	1,065	.65	878+	82.44+	19,324	.89	10,300	.51	9,024+	87.61+
PASSENGER AND ONE-AXLE TRAILER	1.40	2,616	1.41	2,416	1.48	200+	8.28+	28,661	1.32	26,365	1.32	2,296+	8.71+
MOTORCYCLES	.40	346	.19	137	.08	209+	152.55+	1,731	.08	1,518	.08	213+	14.03+
OFFICIAL DUTY	NONE	287	.15	251	.15	36+	14.34+	3,836	.18	3,127	.15	709+	22.67+
TOTAL		166,433	89.46	147,479	90.31	18,954+	12.85+	1,968,287	90.47	1,835,888	91.57	132,399+	7.21+
HEAVY COMMERCIAL VEHICLES:													
TWO-AXLE	\$1.10	4,028	2.17	3,269	2.00	759+	23.22+	42,418	1.95	38,438	1.92	3,980+	10.35+
THREE-AXLE	1.50	3,800	2.04	2,837	1.74	963+	33.94+	42,190	1.93	32,370	1.61	9,820+	30.34+
FOUR-AXLE	2.50	10,925	5.87	9,059	5.55	1,866+	20.60+	114,178	5.25	90,909	4.53	23,269+	25.60+
FIVE-AXLE	3.00	26	.01	21	.01	5+	23.81+	439	.02	365	.02	74+	20.27+
BUSES	1.50	629	.34	526	.32	103+	19.58+	6,283	.29	5,702	.29	581+	10.19+
UNUSUAL SIZE	5.00	196	.11	110	.07	86+	78.18+	1,798	.09	1,264	.06	534+	42.25+
TOTAL		19,604	10.54	15,822	9.69	3,782+	23.90+	207,306	9.53	169,048	8.43	38,258+	22.63+
TOTAL TRAFFIC VOLUME		186,037	100.00	163,301	100.00	22,736+	13.92+	2,175,593	100.00	2,004,936	100.00	170,657+	8.51+

STATE ROADS COMMISSION OF MARYLAND
AND
FIDELITY-BALTIMORE NATIONAL BANK, TRUSTEE
STATEMENT OF TRAFFIC VOLUME AND TOLL INCOME, POTOMAC RIVER TOLL BRIDGE
FOR THE MONTHS OF SEPTEMBER 1959 AND 1958, AND FOR THE FISCAL YEARS ENDED SEPTEMBER 30, 1959 AND 1958 (CONCLUDED)

	RATES	TOLL INCOME						TOLL INCOME					
		MONTH OF SEPTEMBER			MONTH OF SEPTEMBER			FISCAL YEAR ENDED SEPTEMBER 30			FISCAL YEAR ENDED SEPTEMBER 30		
		1959	1958	INCREASE OR DECREASE	1959	1958	INCREASE OR DECREASE	1959	1958	INCREASE OR DECREASE	1959	1958	INCREASE OR DECREASE
AMOUNT	% RATIO	AMOUNT	% RATIO	AMOUNT	%	AMOUNT	% RATIO	AMOUNT	% RATIO	AMOUNT	%		
AUTOMOBILES & LIGHT COMMERCIAL VEHICLES:													
PASSENGER, ETC.	\$1.00	\$161,241.00	78.48	\$143,610.00	80.02	\$17,631.00+	12.28+	\$1,914,735.00	80.44	\$1,794,578.00	82.65	\$120,157.00+	6.70+
PASSENGER, ETC., COMMUTATION	.50	971.50	.47	532.50	.30	439.00+	82.44+	9,662.00	.40	5,150.00	.23	4,512.00+	87.61+
PASSENGER AND ONE-AXLE TRAILER	1.40	3,662.40	1.78	3,382.40	1.88	280.00+	8.28+	40,125.40	1.69	36,911.00	1.70	3,214.40+	8.71+
MOTORCYCLES	.40	138.40	.07	54.80	.03	83.60+	152.55+	692.40	.03	607.20	.03	85.20+	14.03+
OFFICIAL DUTY	NONE	-	-	-	-	-	-	-	-	-	-	-	-
TOTAL		\$166,013.30	80.80	\$147,579.70	82.23	\$18,433.60+	21.49+	\$1,965,214.80	82.56	\$1,837,246.20	84.61	\$127,968.60+	6.97+
HEAVY COMMERCIAL VEHICLES													
TWO-AXLE	\$1.10	\$ 4,430.80	2.16	\$ 3,595.90	2.00	\$ 834.90+	23.22+	\$ 46,659.80	1.96	\$ 42,281.80	1.95	\$ 4,378.00+	10.35+
THREE-AXLE	1.50	5,700.00	2.77	4,255.50	2.37	1,444.50+	33.94+	63,285.00	2.65	48,555.00	2.24	14,730.00+	30.34+
FOUR-AXLE	2.50	27,312.50	13.29	22,647.50	12.61	4,665.00+	20.60+	285,445.00	11.99	227,272.50	10.47	58,172.50+	25.60+
FIVE-AXLE	3.00	78.00	.04	63.00	.04	15.00+	23.81+	1,317.00	.06	1,095.00	.05	222.00+	20.27+
BUSES	1.50	943.50	.46	789.00	.44	154.50+	19.58+	9,424.50	.40	8,553.00	.39	871.50+	10.19+
UNUSUAL SIZE	5.00	980.00	.48	550.00	.31	430.00+	78.18+	8,990.00	.38	6,320.00	.29	2,670.00+	42.25+
TOTAL		\$ 39,444.80	19.20	\$ 31,900.90	17.77	\$ 7,543.90+	23.65+	\$ 415,121.30	17.44	\$ 334,077.30	15.39	\$ 81,044.00+	24.26+
TOTAL TOLL INCOME		\$205,458.10	100.00	\$179,480.60	100.00	\$25,977.50+	14.47+	\$2,380,336.10	100.00	\$2,171,323.50	100.00	\$209,012.60+	9.63+

STATE ROADS COMMISSION OF MARYLAND
AND
FIDELITY-BALTIMORE NATIONAL BANK, TRUSTEE

STATEMENT OF TRAFFIC VOLUME AND TOLL INCOME, CHESAPEAKE BAY TOLL BRIDGE
FOR THE MONTHS OF SEPTEMBER 1959 AND 1958, AND FOR THE FISCAL YEARS ENDED SEPTEMBER 30, 1959 AND 1958

	RATESTRAFFIC VOLUME.....					FISCAL YEAR ENDED SEPTEMBER 30.....					
	MONTH OF SEPTEMBER.....	MONTH OF SEPTEMBER.....		INCREASE OR	1959.....	1958.....		INCREASE OR	
		1959	%	1958	%DECREASE..	1959	%	1958	%DECREASE.....	%	
	NUMBER	RATIO	NUMBER	RATIO	NUMBER	%	NUMBER	RATIO	NUMBER	RATIO	NUMBER	%	
AUTOMOBILES & LIGHT COMMERCIAL VEHICLES:													
PASSENGER, ETC.	1.40	-	-	-	-	-	-	-	-	158,324	6.26	-	-
PASSENGER, ETC., WITH EXTRA PASSENGERS.	1.50	159,977	63.45	133,088	60.75	26,889+	20.20+	1,670,829	62.55	1,484,523	58.71	-	-
PASSENGER, ETC., WITH DRIVER ONLY	1.25	44,536	17.66	40,173	18.34	4,363+	10.86+	479,645	17.95	416,866	16.49	-	-
PASSENGER, ETC., COMMUTATION WITH DRIVER ONLY35	8,923	3.54	8,416	3.85	507+	6.02+	101,428	3.80	97,367	3.85	-	-
PASSENGER, ETC., COMMUTATION, WITH EXTRA PASSENGERS45	8,333	3.31	6,412	2.93	1,921+	29.96+	79,993	2.99	52,652	2.08	-	-
PASSENGER AND ONE-AXLE TRAILER	2.10	-	-	-	-	-	-	-	-	1,735	.07	-	-
PASSENGER AND TWO-AXLE TRAILER	2.80	-	-	-	-	-	-	-	-	639	.03	-	-
*PASSENGER AND ONE-AXLE TRAILER	1.90	2,421	.96	2,018	.92	403+	19.97+	22,733	.86	19,179	.76	-	-
*PASSENGER AND TWO-AXLE TRAILER	2.50	463	.18	377	.17	86+	22.81+	4,816	.18	4,359	.17	-	-
BUSES ON SCHEDULED RUN	1.50	670	.27	598	.27	72+	12.04+	7,542	.28	7,517	.30	-	-
MOTORCYCLES	1.00	355	.14	109	.05	246+	225.69+	1,441	.05	1,118	.04	-	-
OFFICIAL DUTY	NONE	3,812	1.51	3,797	1.73	15+	.40+	46,077	1.72	42,104	1.67	-	-
TOTAL		229,490	91.02	194,988	89.01	34,502+	17.69+	2,414,504	90.38	2,286,383	90.43	128,121+	5.60+
**HEAVY COMMERCIAL VEHICLES													
TWO-AXLE	\$2.25	7,602	3.02	8,437	3.86	835-	9.90-	84,603	3.17	84,377	3.34	226+	.27+
THREE-AXLE	3.50	5,156	2.05	5,669	2.59	513-	9.05-	62,734	2.35	61,672	2.44	1,062+	1.73+
FOUR-AXLE	4.50	9,651	3.82	9,749	4.45	98-	1.01-	107,188	4.01	94,005	3.72	13,183+	14.02+
FIVE-AXLE	5.00	53	.02	50	.02	3+	6.00+	786	.03	902	.03	116-	12.86-
UNUSUAL SIZE	5.00	167	.07	164	.07	3+	1.83+	1,713	.06	1,065	.04	648+	60.85+
TOTAL		22,629	8.98	24,069	10.99	1,440-	5.98-	257,024	9.62	242,021	9.57	15,003+	6.20+
TOTAL MOTOR VEHICLE TRAFFIC		252,119	100.00	219,057	100.00	33,062+	15.09+	2,671,528	100.00	2,528,404	100.00	143,124+	5.66+
PASSENGERS:													
IN VEHICLES	\$.25	-	-	-	-	-	-	-	-	-	-	-	-
IN VEHICLES, COMMUTATION10	-	-	-	-	-	-	-	-	8,270	-	-	-
TOTAL PASSENGER TRAFFIC		-	-	-	-	-	-	-	-	8,270	-	-	-

* FROM NOVEMBER 1, 1957 ADDITIONAL INCOME RESULTING FROM EXTRA PASSENGERS ON BOTH ONE-AXLE AND TWO-AXLE TRAILERS IS REFLECTED IN "PASSENGER INCOME" ALTHOUGH THE NUMBER OF SUCH PASSENGERS IS INDETERMINATE

** EXTRA PASSENGERS IN BUSES AND HEAVY COMMERCIAL VEHICLES ARE CHARGED AT THE RATE OF \$.25 EACH

STATE ROADS COMMISSION OF MARYLAND
AND
FIDELITY-BALTIMORE NATIONAL BANK, TRUSTEE
STATEMENT OF TRAFFIC VOLUME AND TOLL INCOME, CHESAPEAKE BAY TOLL BRIDGE
FOR THE MONTHS OF SEPTEMBER 1959 AND 1958, AND FOR THE FISCAL YEARS ENDED SEPTEMBER 30, 1959 AND 1958 (CONCLUDED)

	RATES	MONTH OF SEPTEMBER						FISCAL YEAR ENDED SEPTEMBER 30					
		1959		1958		INCREASE OR DECREASE		1959		1958		INCREASE OR DECREASE	
		AMOUNT	% RATIO	AMOUNT	% RATIO	AMOUNT	%	AMOUNT	% RATIO	AMOUNT	% RATIO	AMOUNT	%
TOLL INCOME													
AUTOMOBILES & LIGHT COMMERCIAL VEHICLES:													
PASSENGER, ETC.	\$1.40	-	-	-	-	-	-	-	-	\$ 221,653.60	5.64	-	-
PASSENGER, ETC., WITH EXTRA PASSENGERS	1.50	\$239,965.50	61.64	\$199,632.00	57.83	\$40,333.50+	20.20+	\$2,506,243.50	60.39	2,226,784.50	56.65	-	-
PASSENGER, ETC., WITH DRIVER ONLY	1.25	55,670.00	14.30	50,216.25	14.55	5,453.75+	10.86+	599,556.25	14.45	521,082.50	13.25	-	-
PASSENGER, ETC., COMMUTATION WITH DRIVER ONLY	.35	3,123.05	.80	2,945.60	.85	177.45+	6.02+	35,499.80	.86	33,400.20	.85	-	-
PASSENGER, ETC., COMMUTATION WITH EXTRA PASSENGERS	.45	3,749.85	.96	2,885.40	.84	864.45+	29.96+	35,996.85	.87	24,371.65	.62	-	-
PASSENGER AND ONE-AXLE TRAILER ..	2.10	-	-	-	-	-	-	-	-	3,643.50	.09	-	-
PASSENGER AND TWO-AXLE TRAILER ..	2.80	-	-	-	-	-	-	-	-	1,789.20	.05	-	-
*PASSENGER AND ONE-AXLE TRAILER ..	1.90	4,599.90	1.18	3,834.20	1.11	765.70+	19.97+	43,192.70	1.04	36,440.10	.92	-	-
*PASSENGER AND TWO-AXLE TRAILER ..	2.50	1,157.50	.30	942.50	.27	215.00+	22.81+	12,040.00	.29	10,897.50	.28	-	-
BUSES ON SCHEDULED RUN ..	1.50	1,005.00	.26	897.00	.26	108.00+	12.04+	11,313.00	.27	11,275.50	.29	-	-
MOTORCYCLES ..	1.00	355.00	.09	109.00	.03	246.00+	225.69+	1,441.00	.03	1,118.00	.03	-	-
OFFICIAL DUTY ..	NONE	-	-	-	-	-	-	-	-	-	-	-	-
TOTAL ..		\$309,625.80	79.53	\$261,461.95	75.74	\$48,163.85+	18.42+	\$3,245,283.10	78.20	\$3,092,456.25	78.67	\$152,826.85+	4.94+
**HEAVY COMMERCIAL VEHICLES													
TWO-AXLE ..	\$2.25	\$ 17,104.50	4.39	\$ 18,983.25	5.50	\$ 1,878.75-	9.90-	\$ 190,356.75	4.59	\$ 189,848.25	4.83	\$ 508.50+	.27+
THREE-AXLE ..	3.50	18,046.00	4.64	19,841.50	5.75	1,795.50-	9.05-	219,569.00	5.29	215,852.00	5.49	3,717.00+	1.73+
FOUR-AXLE ..	4.50	43,429.50	11.16	43,870.50	12.70	441.00-	1.01-	482,346.00	11.62	423,022.50	10.76	59,323.50+	14.02+
FIVE-AXLE ..	5.00	265.00	.07	250.00	.07	15.00+	6.00+	3,930.00	.09	4,510.00	.11	580.00-	12.86-
UNUSUAL SIZE ..	5.00	835.00	.21	820.00	.24	15.00+	1.83+	8,565.00	.21	5,325.00	.14	3,240.00+	60.85+
TOTAL ..		\$ 79,680.00	20.47	\$ 83,765.25	24.26	\$ 4,085.25-	4.88-	\$ 904,766.75	21.80	\$ 838,557.75	21.33	\$ 66,209.00+	7.90+
TOTAL MOTOR VEHICLE INCOME ..		\$389,305.80	100.00	\$345,227.20	100.00	\$44,078.60+	12.77+	\$4,150,049.85	100.00	\$3,931,014.00	100.00	\$219,035.85+	5.57+
PASSENGERS:													
IN VEHICLES ..	\$.25	\$ 6,054.65	-	\$ 5,544.85	-	\$ 509.80+	9.19+	\$ 69,343.90	-	\$ 117,363.90	99.30	-	-
IN VEHICLES, COMMUTATION ..	.10	-	-	-	-	-	-	-	-	827.00	.70	-	-
TOTAL PASSENGER INCOME ..		\$ 6,054.65	-	\$ 5,544.85	-	\$ 509.80+	9.19+	\$ 69,343.90	-	\$ 118,190.90	100.00	\$ 48,847.00-	-
TOTAL TOLL INCOME ..		\$395,360.45	-	\$350,772.05	-	\$44,588.40+	12.71+	\$4,219,393.75	-	\$4,049,204.90	-	\$170,188.85+	4.20+

* FROM NOVEMBER 1, 1957 ADDITIONAL INCOME RESULTING FROM EXTRA PASSENGERS ON BOTH ONE-AXLE AND TWO-AXLE TRAILERS IS REFLECTED IN "PASSENGER INCOME" ALTHOUGH THE NUMBER OF SUCH PASSENGERS IS INDETERMINATE.
** EXTRA PASSENGERS IN BUSES AND HEAVY COMMERCIAL VEHICLES ARE CHARGED AT THE RATE OF \$.25 EACH.

STATE ROADS COMMISSION OF MARYLAND
AND
FIDELITY-BALTIMORE NATIONAL BANK, TRUSTEE

STATEMENT OF TRAFFIC VOLUME AND TOLL INCOME, PATAPSCO TUNNEL
FOR THE MONTH OF SEPTEMBER 1959 AND 1958, AND FOR THE FISCAL YEAR ENDED SEPTEMBER 30, 1959

	RATES	MONTH OFSEPTEMBER 1959....		MONTH OFSEPTEMBER 1958....		INCREASE ORDECREASE.....		FISCAL YEAR ENDEDSEPTEMBER 30, 1959.....	
		NUMBER	% RATIO	NUMBER	% RATIO	NUMBER	%	NUMBER	% RATIO
.....TRAFFIC VOLUME.....									
AUTOMOBILES & LIGHT COMMERCIAL VEHICLES:									
PASSENGER, ETC.	\$.40	782,791	75.73	637,861	75.17	144,930+	22.72+	8,700,888	75.12
PASSENGER, ETC., COMMUTATION25	96,212	9.31	74,730	8.81	21,482+	28.75+	1,099,851	9.50
OFFICIAL DUTY	NONE	11,279	1.09	14,122	1.66	2,843-	20.13-	113,694	.97
TOTAL		890,282	86.13	726,713	85.64	163,569+	22.51+	9,914,433	85.59
HEAVY COMMERCIAL VEHICLES:									
TWO-AXLE	\$.60	28,565	2.76	25,402	2.99	3,163+	12.45+	319,477	2.75
THREE-AXLE70	28,340	2.74	23,683	2.79	4,657+	19.66+	341,203	2.95
FOUR-AXLE85	82,979	8.02	70,152	8.28	12,827+	18.28+	963,315	8.32
FIVE-AXLE AND MORE95	398	.04	289	.03	109+	37.72+	4,386	.04
BUSES70	3,120	.31	2,292	.27	828+	36.13+	40,271	.35
TOTAL		143,402	13.87	121,818	14.36	21,584+	17.72+	1,668,652	14.41
TOTAL TRAFFIC VOLUME		1,033,684	100.00	848,531	100.00	185,153+	21.82+	11,583,085	100.00

THE PATAPSCO TUNNEL WAS OPENED TO TRAFFIC 12:01 A.M. NOVEMBER 30, 1957, WHICH
ACCOUNTS FOR ABSENCE OF CUMULATIVE FISCAL YEAR COMPARISONS.

STATE ROADS COMMISSION OF MARYLAND
AND
FIDELITY-BALTIMORE NATIONAL BANK, TRUSTEE
STATEMENT OF TRAFFIC VOLUME AND TOLL INCOME, PATAPSCO TUNNEL
FOR THE MONTHS OF SEPTEMBER 1959 AND 1958, AND FOR THE FISCAL YEAR ENDED SEPTEMBER 30, 1959 (CONCLUDED)

	RATES	MONTH OFSEPTEMBER 1959.....		MONTH OFSEPTEMBER 1958....		INCREASE ORDECREASE.....		FISCAL YEAR ENDEDSEPTEMBER 30, 1959.....	
		AMOUNT	% RATIO	AMOUNT	% RATIO	AMOUNT	%	AMOUNT	% RATIO
.....TOLL INCOME									
AUTOMOBILES & LIGHT COMMERCIAL VEHICLES:									
PASSENGER, ETC.	\$.40	\$313,116.40	70.01	\$255,144.40	69.49	\$57,972.00+	22.72+	\$3,480,355.20	69.10
PASSENGER, ETC., COMMUTATION25	24,053.00	5.38	18,682.50	5.09	5,370.50+	28.75+	274,962.75	5.45
OFFICIAL DUTY	NONE	-	-	-	-	-	-	-	-
TOTAL		\$337,169.40	75.39	\$273,826.90	74.58	\$63,342.50+	23.13+	\$3,755,317.95	74.55
HEAVY COMMERCIAL VEHICLES:									
TWO-AXLE	\$.60	\$ 17,139.00	3.83	\$ 15,241.20	4.15	\$ 1,897.80+	12.45+	\$ 191,686.20	3.81
THREE-AXLE70	19,838.00	4.44	16,578.10	4.52	3,259.90+	19.66+	238,842.10	4.74
FOUR-AXLE85	70,532.15	15.77	59,629.20	16.24	10,902.95+	18.28+	818,817.75	16.26
FIVE-AXLE AND MORE95	378.10	.08	274.55	.07	103.55+	37.72+	4,166.70	.08
BUSES70	2,184.00	.49	1,604.40	.44	579.60+	36.13+	28,189.70	.56
TOTAL		\$110,071.25	24.61	\$ 93,327.45	25.42	\$16,743.80+	17.94+	\$1,281,702.45	25.45
TOTAL TOLL INCOME		\$447,240.65	100.00	\$367,154.35	100.00	\$80,086.30+	21.81+	\$5,037,020.40	100.00

THE PATAPSCO TUNNEL WAS OPENED TO TRAFFIC 12:01 A.M. NOVEMBER 30, 1957, WHICH ACCOUNTS FOR ABSENCE OF CUMULATIVE FISCAL YEAR COMPARISONS.

STATE ROADS COMMISSION OF MARYLAND
AND
FIDELITY-BALTIMORE NATIONAL BANK, TRUSTEE

STATEMENT OF RESERVES (CREATED UNDER ARTICLE V OF TRUST AGREEMENT)
FOR THE MONTH OF SEPTEMBER 1959, AND FOR THE FISCAL YEAR ENDED SEPTEMBER 30, 1959

MARYLAND TOLL REVENUE PROJECTSSINKING FUND	
	REVENUE FUND	OPERATIONS RESERVE FUND	BOND SERVICE ACCOUNT	RESERVE ACCOUNT	REDEMPTION ACCOUNT
BALANCE, SEPTEMBER 1, 1959	\$ 475,028.59	\$3,777,961.32	\$2,233,233.87	\$8,804,810.90	\$1,354,987.87
ADDITIONS:					
TOTAL INCOME (EXHIBIT A)	\$1,263,425.58	-	-	-	-
INCOME FROM INVESTMENTS	-	\$ 2,413.04	\$ 24,848.16	-	-
PROPERTY DAMAGE RECOVERY	-	399.40	-	-	-
TRANSFER FROM MARYLAND TOLL REVENUE PROJECTS REVENUE FUND	-	-	1,177,424.06	-	-
TOTAL ADDITIONS	\$1,263,425.58	\$ 2,812.44	\$1,202,272.22	-	-
TOTAL	\$1,738,454.17	\$3,780,773.76	\$3,435,506.09	\$8,804,810.90	\$1,354,987.87
DEDUCTIONS:					
EXPENSES, EXCLUDING GENERAL AND ADMINISTRATIVE EXPENSES (EXHIBIT A)	\$ 123,395.35	\$ 188,636.28	-	-	-
GENERAL AND ADMINISTRATIVE EXPENSES (EXHIBIT A)	11,032.29	-	-	-	-
TRANSFER TO INTEREST AND SINKING FUND - BOND SERVICE ACCOUNT	1,177,424.06	-	-	-	-
INTEREST DUE OCTOBER 1, 1959	-	-	\$2,200,580.00	-	-
TOTAL DEDUCTIONS	\$1,311,851.70	\$ 188,636.28	\$2,200,580.00	-	-
BALANCE, SEPTEMBER 30, 1959	\$ 426,602.47	\$3,592,137.48	\$1,234,926.09	\$8,804,810.90	\$1,354,987.87

STATE ROADS COMMISSION OF MARYLAND
AND
FIDELITY-BALTIMORE NATIONAL BANK, TRUSTEE
STATEMENT OF RESERVES (CREATED UNDER ARTICLE V OF TRUST AGREEMENT)
FOR THE MONTH OF SEPTEMBER 1959, AND FOR THE FISCAL YEAR ENDED SEPTEMBER 30, 1959 (CONCLUDED)

FISCAL YEAR ENDED SEPTEMBER 30, 1959MARYLAND TOLL REVENUE PROJECTS				
	OPERATIONS		SINKING FUND		
	REVENUE FUND	RESERVE FUND	BOND SERVICE ACCOUNT	RESERVE ACCOUNT	REDEMPTION ACCOUNT
BALANCE, OCTOBER 1, 1958	\$ 438,014.60	\$3,444,453.21	\$1,033,098.37	\$9,318,140.00	\$1,284,412.43
ADDITIONS:					
TOTAL INCOME	\$13,833,291.56	-	-	-	-
INCOME FROM INVESTMENTS	-	\$ 65,748.35	\$ 47,529.98	\$ 363,965.99	-
PROCEEDS FROM SALE OF PROPERTY	-	182.55	-	-	-
PROPERTY DAMAGE RECOVERY	-	5,783.60	-	-	-
RETURN PREMIUM - USE AND OCCUPANCY INSURANCE	-	2,914.53	-	-	-
REIMBURSEMENT FOR USE OF EQUIPMENT	-	12.37	-	-	-
TRANSFER FROM PATAPSCO TUNNEL CONSTRUCTION FUND TO PROVIDE FOR TERM BOND INTEREST PAYABLE APRIL 1, 1959	-	-	625,336.28	-	-
TRANSFER FROM RESERVE ACCOUNT	-	-	-	-	\$ 877,295.09
TRANSFER FROM MARYLAND TOLL REVENUE PROJECTS REVENUE FUND	-	471,400.00	4,064,628.44	-	7,484,446.35
TOTAL ADDITIONS	\$13,833,291.56	\$ 546,041.40	\$4,737,494.70	\$ 363,965.99	\$8,361,741.44
TOTAL	\$14,271,306.16	\$3,990,494.61	\$5,770,593.07	\$9,682,105.99	\$9,646,153.87
DEDUCTIONS:					
EXPENSES, EXCLUDING GENERAL AND ADMINISTRATIVE EXPENSES	\$ 1,579,548.03	\$ 309,034.66	-	-	-
GENERAL AND ADMINISTRATIVE EXPENSES	244,680.87	3,887.50	-	-	-
EXPENDITURES FOR PATAPSCO TUNNEL NORTHERN APPROACH EXTENSION:					
LAND AND RIGHTS-OF-WAY	-	6.00	-	-	-
CONSTRUCTION	-	82,669.17	-	-	-
ENGINEERING	-	2,759.80	-	-	-
TRANSFER TO INTEREST AND SINKING FUND:					
BOND SERVICE ACCOUNT	4,064,628.44	-	-	-	-
REDEMPTION ACCOUNT	7,484,446.35	-	-	-	-
TRANSFER TO OPERATIONS RESERVE FUND	471,400.00	-	-	-	-
TRANSFER TO REDEMPTION ACCOUNT	-	-	-	\$ 877,295.09	-
BRIDGE AND TUNNEL REVENUE TERM BONDS PURCHASED	-	-	-	-	\$8,291,166.00
ACCRUED INTEREST PAID ON BRIDGE AND TUNNEL REVENUE TERM BONDS PURCHASED	-	-	\$ 64,231.98	-	-
INTEREST DUE APRIL 1, 1959	-	-	2,270,855.00	-	-
INTEREST DUE OCTOBER 1, 1959	-	-	2,200,580.00	-	-
TOTAL DEDUCTIONS	\$13,844,703.69	\$ 398,357.13	\$4,535,666.98	\$ 877,295.09	\$8,291,166.00
BALANCE, SEPTEMBER 30, 1959	\$ 426,602.47	\$3,592,137.48	\$1,234,926.09	\$8,804,810.90	\$1,354,987.87

STATE ROADS COMMISSION OF MARYLAND
AND
FIDELITY-BALTIMORE NATIONAL BANK, TRUSTEE

STATEMENT SHOWING DEPOSITS AND WITHDRAWALS
FUNDS CREATED UNDER ARTICLE V OF TRUST AGREEMENT, FOR THE MONTH OF SEPTEMBER 1959

MARYLAND TOLL REVENUE PROJECTS				
	REVENUE FUND	OPERATIONS RESERVE FUND	BOND SERVICE ACCOUNT	SINKING FUND RESERVE ACCOUNT	REDEMPTION ACCOUNT
DEPOSITS:					
TOLL COLLECTIONS	\$1,131,707.16	-	-	-	-
TOLL TICKETS SOLD FOR FUTURE USE	103,999.90	-	-	-	-
COLLECTION OF ACCOUNTS RECEIVABLE	15,155.35	-	-	-	-
MISCELLANEOUS REVENUE	159.62	-	-	-	-
SALE OF STICKERS FOR USE WITH COMMUTATION TICKETS	498.50	-	-	-	-
SALE OR REDEMPTION OF UNITED STATES TREASURY OBLIGATIONS	-	\$ 199,187.50	\$2,195,000.00	-	-
INTEREST ACCRUED ON UNITED STATES TREASURY OBLIGATIONS	-	2,413.04	-	-	-
PROPERTY DAMAGE RECOVERY	-	399.40	-	-	-
TRANSFER FROM MARYLAND TOLL REVENUE PROJECTS REVENUE FUND	-	-	1,177,424.06	-	-
ANNUAL TRANSFER FROM PATAPSCO TUNNEL CONSTRUCTION FUND FOR SERVICES	5,000.00	-	-	-	-
TOTAL DEPOSITS	<u>\$1,256,520.53</u>	<u>\$ 201,999.94</u>	<u>\$3,372,424.06</u>	<u>-</u>	<u>-</u>
WITHDRAWALS:					
REQUISITIONS FOR OPERATIONS MAINTENANCE AND GENERAL EXPENSES	\$ 139,427.64	\$ 188,636.28	-	-	-
REFUNDS	80.44	-	-	-	-
TRANSFER (EFFECTED BY TRUSTEE OCTOBER 9, 1959) TO INTEREST AND SINKING FUND - BOND SERVICE ACCOUNT	1,177,424.06	-	-	-	-
INTEREST DUE OCTOBER 1, 1959	-	-	\$2,200,580.00	-	-
TOTAL WITHDRAWALS	<u>\$1,316,932.14</u>	<u>\$ 188,636.28</u>	<u>\$2,200,580.00</u>	<u>-</u>	<u>-</u>
EXCESS OF DEPOSITS OVER WITHDRAWALS	\$ 60,411.61*	\$ 13,363.66	\$1,171,844.06	-	-
CASH BALANCE AT BEGINNING OF PERIOD, INCLUDING UNDEPOSITED COLLECTIONS	532,540.29	60,383.27	63,082.03	\$ 326.53	\$1,354,987.87
CASH BALANCE AT END OF PERIOD, INCLUDING UNDEPOSITED COLLECTIONS	\$ 472,128.68	\$ 73,746.93	\$1,234,926.09	\$ 326.53	\$1,354,987.87
INVESTMENTS IN UNITED STATES TREASURY OBLIGATIONS - AT COST:					
\$2,636,000 NOTES, 3 1/4%, DUE MAY 15, 1960	-	510,996.09	-	2,114,707.03	-
3,380,000 NOTES, 3 1/2%, DUE MAY 15, 1960	-	518,211.72	-	2,871,777.34	-
2,290,000 CERTIFICATES OF INDEBTEDNESS, 4%, DUE MAY 15, 1960	-	2,290,812.50	-	-	-
200,000 NOTES, 3 5/8%, DUE MAY 15, 1961	-	198,370.24	-	-	-
3,818,000 NOTES, 4%, DUE AUGUST 1, 1961	-	-	-	3,818,000.00	-
TOTAL CASH AND INVESTMENTS	<u>\$ 472,128.68</u>	<u>\$3,592,137.48</u>	<u>\$1,234,926.09</u>	<u>\$8,804,810.90</u>	<u>\$1,354,987.87</u>

* INDICATES RED FIGURE.

STATE ROADS COMMISSION OF MARYLAND
AND
FIDELITY-BALTIMORE NATIONAL BANK, TRUSTEE
STATEMENT SHOWING DEPOSITS AND WITHDRAWALS - PATAPSCO TUNNEL CONSTRUCTION FUND
FOR THE MONTH OF SEPTEMBER 1959, AND FOR THE PERIOD FROM DECEMBER 7, 1954, THROUGH SEPTEMBER 30, 1959

	MONTH OF SEPTEMBER 1959	DECEMBER 7, 1954 THROUGH SEPTEMBER 30, 1959
DEPOSITS:		
PROCEEDS FROM SALE OF BRIDGE AND TUNNEL REVENUE BONDS DATED OCTOBER 1, 1954, AND SOLD DECEMBER 7, 1954, INCLUDING ACCRUED INTEREST OF \$947,866.33	-	\$178,841,866.33
LESS:		
PORTION APPLIED TOWARD REDEMPTION OF BRIDGE REVENUE BONDS (SERIES 1948).....	\$34,037,000.00	
ACCRUED INTEREST FROM OCTOBER 1, 1954, THROUGH DECEMBER 7, 1954, DEPOSITED WITH THE TRUSTEE TO THE CREDIT OF BOND SERVICE	947,866.33	34,984,866.33
	-	\$143,857,000.00
REMAINDER	-	305,646,203.51
PROCEEDS FROM SALE OR REDEMPTION OF UNITED STATES OBLIGATIONS (INVESTMENT SECURITIES)	-	
INTEREST ON UNITED STATES OBLIGATIONS:		
EARNED	-	5,327,329.13
RECOVERY OF ACCRUED INTEREST PURCHASED	-	695,730.46
DISCOUNT ON RE-SUBSCRIPTION TO UNITED STATES TREASURY OBLIGATIONS	-	4,000.00
REFUNDS ON PAYMENT IN CONNECTION WITH ACQUISITION OF RIGHTS-OF-WAY, ETC.	-	401,655.45
SALE OF PLANS AND SPECIFICATIONS	220.00	27,976.34
SALE OF LAND NOT NEEDED FOR RIGHTS-OF-WAY	-	6,260.00
SALE OF MATERIAL, ETC., NOT NEEDED	-	13,538.69
FROM OPERATIONS RESERVE FUND TO REFLECT PROPER DISTRIBUTION OF COSTS	-	36,299.72
TOTAL DEPOSITS	\$ 220.00	\$456,015,993.30
WITHDRAWALS:		
EXPENDITURES FOR PATAPSCO TUNNEL COSTS:		
PRELIMINARY EXPENSES	-	\$ 455,121.80
LAND AND RIGHTS-OF-WAY	\$ 1,605.52	10,646,550.95
CONSTRUCTION	18,390.35	101,730,774.61
ENGINEERING	5,480.42	9,036,722.76
ADMINISTRATIVE AND LEGAL	5,198.27	688,988.19
MAINTENANCE AND OFFICE EQUIPMENT AND SUPPLIES	679.07	531,515.58
TRANSFER TO BOND SERVICE ACCOUNT FOR INTEREST ON OUTSTANDING TERM BONDS	-	16,726,801.28
FINANCING EXPENSES	-	165,928.85
TOTAL	\$ 31,353.63	\$139,982,404.02
PURCHASE OF UNITED STATES OBLIGATIONS (INVESTMENT SECURITIES)	-	314,607,115.67
ACCRUED INTEREST ON UNITED STATES OBLIGATIONS PURCHASED	-	695,730.46
EXPENDITURES MADE IN CONNECTION WITH ACQUISITION OF RIGHTS-OF-WAY, ETC., SUBSEQUENTLY REFUNDED	-	401,655.45
PURCHASE OF LAND SUBSEQUENTLY SOLD	-	6,260.00
PURCHASE OF MATERIALS, ETC., SUBSEQUENTLY SOLD	-	13,538.69
CONSTRUCTION EXPENDITURES SUBSEQUENTLY RECOVERED FROM OPERATIONS RESERVE FUND	-	36,299.72
TOTAL WITHDRAWALS	\$ 31,353.63	\$455,743,004.01
EXCESS OF DEPOSITS OVER WITHDRAWALS	\$ 31,133.63*	\$ 272,989.29
CASH BALANCE AT BEGINNING OF PERIOD	304,122.92	-
CASH BALANCE AT END OF PERIOD	\$ 272,989.29	\$ 272,989.29
INVESTMENTS IN UNITED STATES OBLIGATIONS - AT COST (SEE SCHEDULE 1)	9,003,125.00	9,003,125.00
TOTAL CASH AND INVESTMENTS	\$ 9,276,114.29	\$ 9,276,114.29

* INDICATES RED FIGURE.

EXHIBIT 1

STATE ROADS COMMISSION OF MARYLAND
AND
FIDELITY-BALTIMORE NATIONAL BANK, TRUSTEE

SCHEDULE SHOWING DETAILS OF INVESTMENTS
PATAPSCO TUNNEL CONSTRUCTION FUND

\$1,000,000 CERTIFICATES OF INDEBTEDNESS, 3 3/8%, DUE NOVEMBER 15, 1959	\$1,003,125.00
\$8,000,000 CERTIFICATES OF INDEBTEDNESS, 4%, DUE MAY 15, 1960	<u>8,000,000.00</u>
	<u>\$9,003,125.00</u>

STATE ROADS COMMISSION OF MARYLAND
AND
FIDELITY-BALTIMORE NATIONAL BANK, TRUSTEE
BRIDGE AND TUNNEL REVENUE BONDS BALANCE SHEET, SEPTEMBER 30, 1959

ASSETS	TOTALMARYLAND TOLL REVENUE PROJECTS					BRIDGE CONSTRUCTION ACCOUNT	PATAPSCO TUNNEL CONSTRUCTION ACCOUNT	BONDED DEBT
		REVENUE FUND	OPERATIONS RESERVE FUND	BOND SERVICE ACCOUNT	SINKING FUND RESERVE ACCOUNT	REDEMPTION ACCOUNT			
CASH ON DEPOSIT - (SEE NOTE):									
FIDELITY-BALTIMORE NATIONAL BANK	\$ 3,280,196.71	\$418,220.00	\$ 73,746.93	\$1,234,926.09	\$ 326.53	\$1,354,987.87	-	\$ 197,989.29	-
COUNTY TRUST COMPANY	50,000.00	-	-	-	-	-	-	50,000.00	-
CASH IN HAND - UNDEPOSITED COLLECTIONS .	53,908.68	53,908.68	-	-	-	-	-	-	-
REVOLVING FUND:									
FOR PAYMENT OF COSTS AND EXPENSES	25,000.00	-	-	-	-	-	-	25,000.00	-
FOR PAYMENT OF CURRENT EXPENSES	58,150.00	58,150.00	-	-	-	-	-	-	-
FOR MAKING CHANGE	66,850.00	66,850.00	-	-	-	-	-	-	-
INVESTMENTS IN UNITED STATES OBLIGATIONS AT COST	21,325,999.92	-	3,518,390.55	-	8,804,484.37	-	-	9,003,125.00	-
GUARANTY DEPOSITS WITH FIDELITY-BALTIMORE NATIONAL BANK, TRUSTEE	6,000.00	6,000.00	-	-	-	-	-	-	-
ACCOUNTS RECEIVABLE:									
TOLL TICKETS	1,760.00	1,760.00	-	-	-	-	-	-	-
TOLL CHARGES	6,962.80	6,962.80	-	-	-	-	-	-	-
CAPITAL PROPERTIES:									
SUSQUEHANNA RIVER TOLL BRIDGE	4,702,861.84	-	-	-	-	-	\$ 4,702,861.84	-	-
POTOMAC RIVER TOLL BRIDGE	5,628,250.06	-	-	-	-	-	5,628,250.06	-	-
CHESAPEAKE BAY TOLL BRIDGE	45,556,887.19	-	-	-	-	-	45,556,887.19	-	-
PATAPSCO TUNNEL PROJECT	139,982,404.02	-	-	-	-	-	-	139,982,404.02	-
NORTHERN APPROACH EXTENSION	1,111,526.44	-	-	-	-	-	-	1,111,526.44	-
FUTURE TOLL BRIDGE AND TUNNEL REVENUE ENCUMBERED AND PORTION OF EXISTING SINKING FUND AVAILABLE FOR PAYING PRINCIPAL OF BRIDGE AND TUNNEL REVENUE BONDS	154,366,000.00	-	-	-	-	-	-	-	\$154,366,000.00
TOTAL ASSETS	\$376,222,757.66	\$611,851.48	\$3,592,137.48	\$1,234,926.09	\$8,804,810.90	\$1,354,987.87	\$55,887,999.09	\$150,370,044.75	\$154,366,000.00

NOTE: THE TRUSTEE INFORMED THE COMMISSION THAT AS OF SEPTEMBER 30, 1959, THE TRUSTEE, OR CUSTODIANS APPROVED BY THE TRUSTEE, HELD AS COLLATERAL SECURITY FOR THE DEPOSITS OF FUNDS SHOWN ABOVE, SECURITIES HAVING A MARKET VALUE (EXCLUSIVE OF ACCRUED INTEREST) AT LEAST EQUAL TO THE AMOUNT OF EACH SUCH DEPOSIT. THE AFOREMENTIONED SECURITIES CONSISTED OF DIRECT OBLIGATIONS OF THE UNITED STATES GOVERNMENT OR OBLIGATIONS, THE PRINCIPAL AND INTEREST OF WHICH ARE UNCONDITIONALLY GUARANTEED BY THE UNITED STATES GOVERNMENT, OR OTHER MARKETABLE SECURITIES ELIGIBLE AS SECURITY FOR DEPOSITS OF TRUST FUNDS UNDER REGULATIONS OF THE BOARD OF GOVERNORS OF THE FEDERAL RESERVE SYSTEM OR ELIGIBLE AS SECURITY FOR THE DEPOSIT OF FUNDS OF THE STATE OF MARYLAND.

STATE ROADS COMMISSION OF MARYLAND
AND
FIDELITY-BALTIMORE NATIONAL BANK, TRUSTEE
BRIDGE AND TUNNEL REVENUE BONDS BALANCE SHEET, SEPTEMBER 30, 1959 (CONCLUDED)

LIABILITIES	TOTAL	MARYLAND TOLL REVENUE PROJECTS					BRIDGE CONSTRUCTION ACCOUNT	PATAPSCO TUNNEL CONSTRUCTION ACCOUNT	BONDED DEBT
		REVENUE FUND	OPERATIONS RESERVE FUND	BOND SERVICE ACCOUNT	SINKING FUND RESERVE ACCOUNT	REDEMPTION ACCOUNT			
RESERVES CREATED UNDER ARTICLE V OF TRUST AGREEMENT:									
FOR OPERATING EXPENSES AND OTHER COSTS.	\$ 4,018,739.95	\$426,602.47	\$3,592,137.48	-	-	-	-	-	-
FOR REQUIREMENT OF MARYLAND TOLL REVENUE PROJECTS - INTEREST & SINKING FUND	11,394,724.86	-	-	\$1,234,926.09	\$8,804,810.90	\$1,354,987.87	-	-	-
RESERVES FOR PATAPSCO TUNNEL CONSTRUCTION COSTS:									
FOR ENCUMBRANCES ACCOUNT OF CONTRACT AWARDS	620,215.75	-	-	-	-	-	-	\$ 620,215.75	-
FOR FURTHER COSTS	8,655,898.54	-	-	-	-	-	-	8,655,898.54	-
OTHER RESERVES:									
FOR GUARANTY DEPOSITS	6,000.00	6,000.00	-	-	-	-	-	-	-
FOR TOLL TICKETS SOLD FOR FUTURE USE ..	179,249.01	179,249.01	-	-	-	-	-	-	-
BONDS PAYABLE ONLY FROM REVENUE OF BRIDGES AND TUNNEL	\$154,366,000.00	-	-	-	-	-	-	-	\$154,366,000.00
STATE EQUITY REPRESENTED BY:									
PORTION OF BOND PROCEEDS, NET INVESTMENT INCOME AND PROJECT REVENUE INVESTED IN:									
SUSQUEHANNA RIVER TOLL BRIDGE	2,546,642.56	-	-	-	-	-	\$ 2,546,642.56	-	-
POTOMAC RIVER TOLL BRIDGE	3,453,280.06	-	-	-	-	-	3,453,280.06	-	-
CHESAPEAKE BAY TOLL BRIDGE	45,064,240.46	-	-	-	-	-	45,064,240.46	-	-
PATAPSCO TUNNEL PROJECT	141,093,930.46	-	-	-	-	-	-	141,093,930.46	-
FEDERAL GRANT INVESTED IN SUSQUEHANNA RIVER TOLL BRIDGE	1,979,219.28	-	-	-	-	-	1,979,219.28	-	-
FEDERAL GRANT INVESTED IN POTOMAC RIVER TOLL BRIDGE	2,351,970.00	-	-	-	-	-	2,351,970.00	-	-
CHESAPEAKE BAY FERRY SYSTEM FUNDS INVESTED IN CHESAPEAKE BAY TOLL BRIDGE	492,646.73	-	-	-	-	-	492,646.73	-	-
TOTAL LIABILITIES	\$376,222,757.66	\$611,851.48	\$3,592,137.48	\$1,234,926.09	\$8,804,810.90	\$1,354,987.87	\$55,887,999.09	\$150,370,044.75	\$154,366,000.00

STATE ROADS COMMISSION OF MARYLAND
AND
FIDELITY-BALTIMORE NATIONAL BANK, TRUSTEE

STATEMENT SHOWING BRIDGE AND TUNNEL REVENUE BONDS DATED OCTOBER 1, 1954
ISSUED, PAID, PURCHASED OR REDEEMED AT SEPTEMBER 30, 1959

BONDS ISSUED:

	<u>RATE OF INTEREST</u>	<u>MATURITY OCTOBER 1</u>	<u>PRINCIPAL AMOUNT</u>
SERIAL BONDS	1.75%	1960	\$ 1,920,000
	1.80%	1961	1,980,000
	1.90%	1962	2,040,000
	2.00%	1963	2,100,000
	2.10%	1964	2,170,000
	2.25%	1965	2,240,000
	2.30%	1966	2,310,000
	2.40%	1967	2,380,000
	2.50%	1968	2,450,000
	2.50%	1969	2,530,000
	2.60%	1970	2,610,000
	2.60%	1971	2,690,000
	2.70%	1972	2,770,000
	2.70%	1973	2,860,000
	2.70%	1974	<u>2,950,000</u>
TOTAL SERIAL BONDS			\$ 36,000,000
TERM BONDS	3.00%	1994	<u>144,000,000</u>
TOTAL			\$180,000,000
TERM BONDS PURCHASED:			
IN CURRENT FISCAL YEAR		\$ 8,567,000	
IN PRIOR FISCAL YEARS		<u>17,067,000</u>	<u>25,634,000</u>
BONDS OUTSTANDING SEPTEMBER 30, 1959			<u>\$154,366,000</u>

CHART OF INCOME

EXHIBIT L
PAGE 1

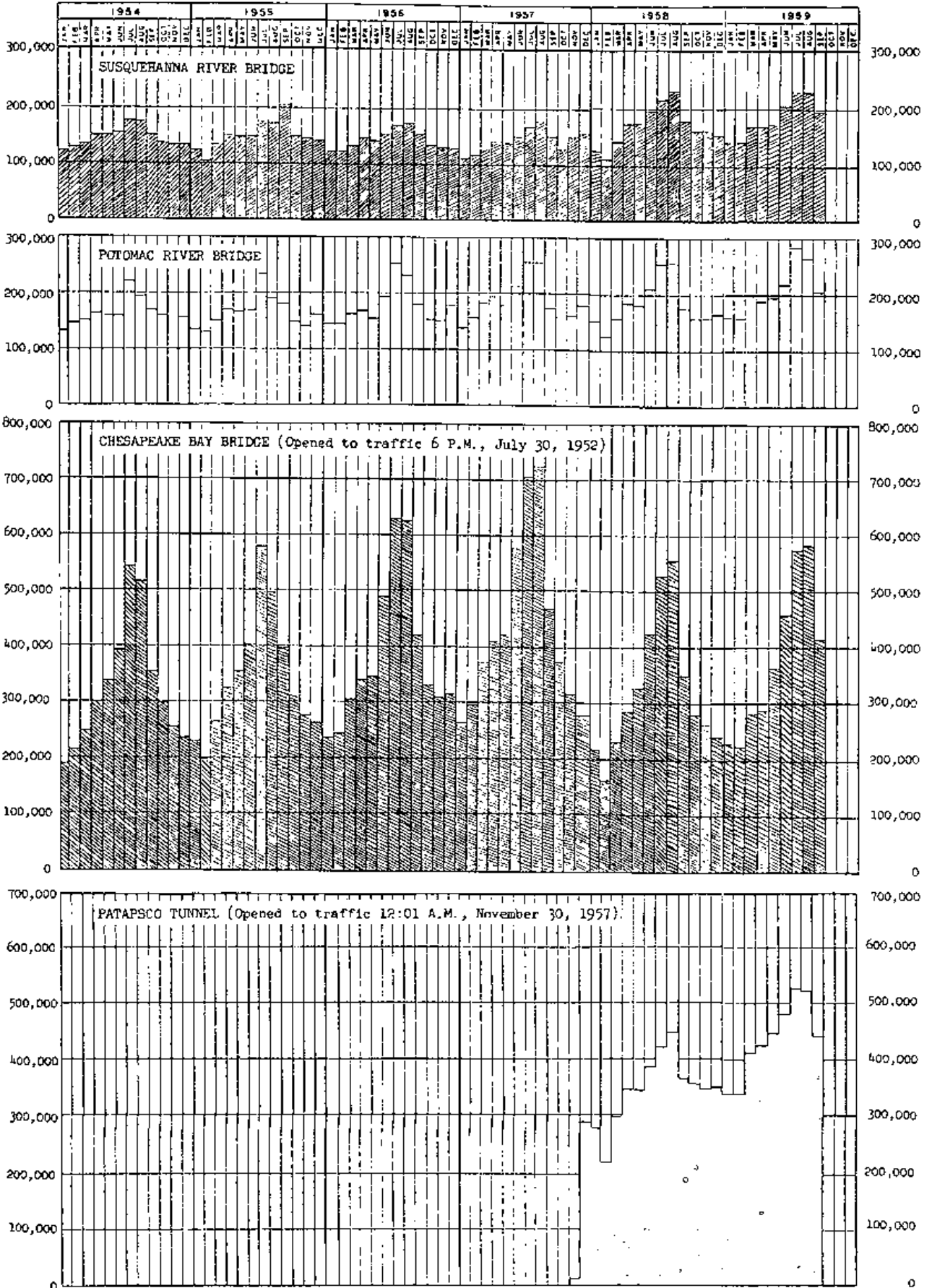
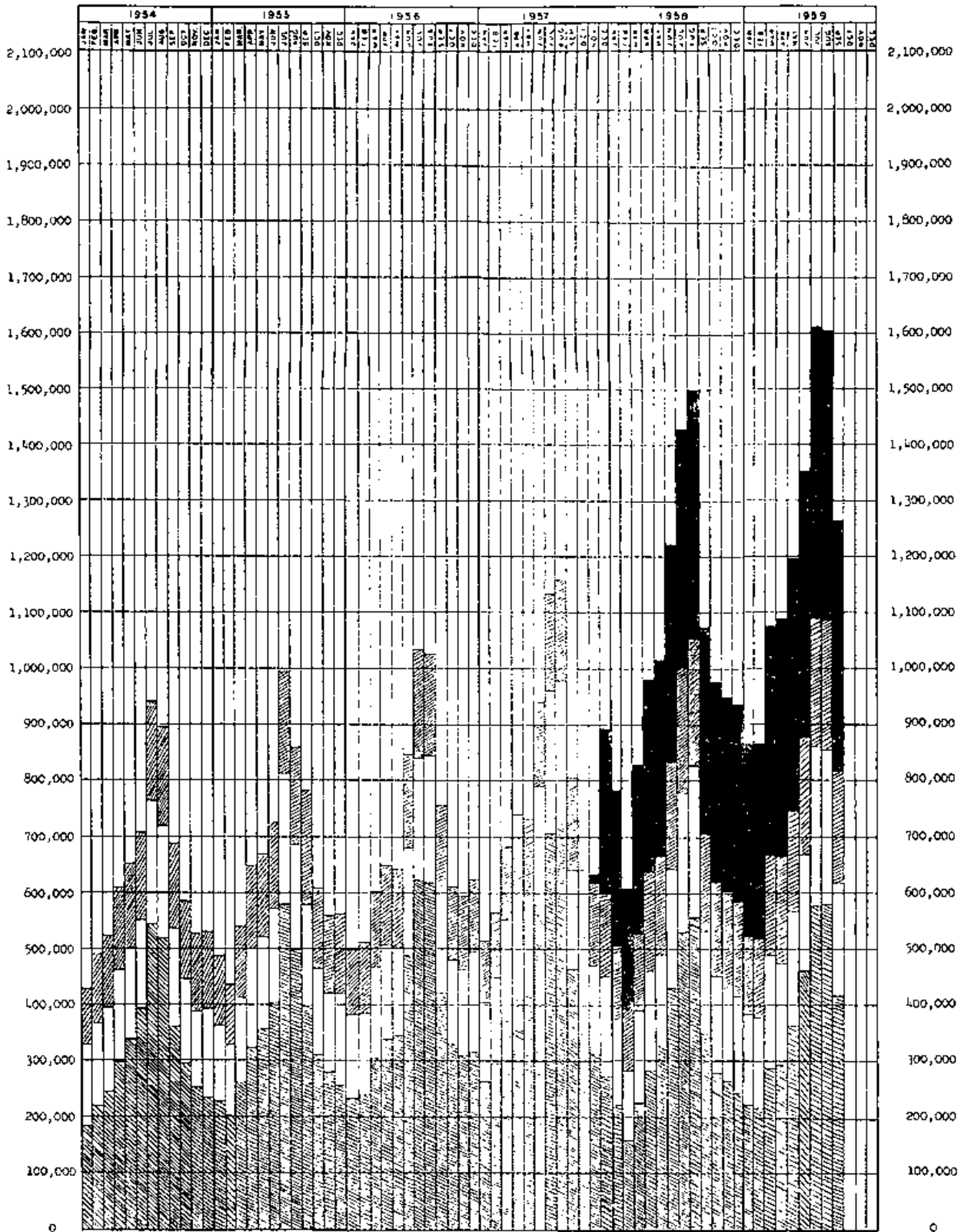


CHART OF INCOME
 SUSQUEHANNA RIVER BRIDGE, POTOMAC RIVER BRIDGE, CHESAPEAKE BAY BRIDGE, AND PATAPSCO TUNNEL

EXHIBIT L
 PAGE 2



- LEGEND
- ▨ SUSQUEHANNA RIVER BRIDGE
 - POTOMAC RIVER BRIDGE
 - ▩ CHESAPEAKE BAY BRIDGE (Opened to traffic 6 P.M. July 30, 1952)
 - PATAPSCO TUNNEL (Opened to traffic 12:01 A.M. November 30, 1957)

STATE ROADS COMMISSION OF MARYLAND
AND
FIDELITY-BALTIMORE NATIONAL BANK, TRUSTEE

STATEMENT OF ANNUAL TOLL INCOME AND TRAFFIC VOLUME AND RESULTING PERCENTAGES
SUSQUEHANNA RIVER, POTOMAC RIVER AND CHESAPEAKE BAY TOLL BRIDGES AND PATAPSCO TUNNEL

SUSQUEHANNA RIVER TOLL BRIDGE

(OPENED AUGUST 28, 1940)

FISCAL YEAR ENDED SEPTEMBER 30TRAFFIC VOLUME				
	PASSENGER CARS AND				
	VEHICULARLIGHT COMMERCIAL....	HEAVY COMMERCIAL....	
	VEHICLES	% RATIO	VEHICLES	% RATIO	
1940	344,141	287,657	83.59	56,484	16.41
1941	3,695,333	3,035,502	82.14	659,831	17.86
1942	3,215,016	2,523,885	78.50	691,131	21.50
1943	2,306,633	1,683,089	72.97	623,544	27.03
1944	2,295,034	1,717,714	74.84	577,320	25.16
1945	2,292,967	1,746,516	76.17	546,451	23.83
1946	3,524,859	2,903,628	82.38	621,231	17.62
1947	3,695,828	2,975,458	80.51	720,370	19.49
1948	4,037,167	3,203,708	79.36	833,459	20.64
1949	4,589,131	3,660,407	79.76	928,724	20.24
1950	5,493,089	4,295,453	78.20	1,197,636	21.80
1951	6,771,269	5,412,922	79.94	1,358,347	20.06
1952	8,024,307	6,609,570	82.37	1,414,737	17.63
1953	8,368,222	6,770,209	80.90	1,598,013	19.10
1954	8,409,349	6,778,060	80.60	1,631,289	19.40
1955	8,706,358	6,980,010	80.17	1,726,348	19.83
1956	8,894,603	7,128,314	80.14	1,766,289	19.86
1957	8,684,679	6,982,498	80.40	1,702,181	19.60
1958	8,583,570	6,922,601	80.65	1,660,969	19.35
1959	9,269,418	7,421,812	80.07	1,847,606	19.93

FISCAL YEAR ENDED SEPTEMBER 30TOLL INCOME				
	PASSENGER CARS AND				
	VEHICULARLIGHT COMMERCIAL....	HEAVY COMMERCIAL....	
	VEHICLES	% RATIO	VEHICLES	% RATIO	
1940	\$ 75,787.75	\$ 56,214.05	74.17	\$ 19,573.70	25.83
1941	739,126.97	512,526.47	69.34	226,600.50	30.66
1942	592,173.83	367,732.63	62.10	224,441.20	37.90
1943	409,287.07	206,645.77	50.49	202,641.30	49.51
1944	429,215.12	242,016.62	56.39	187,198.50	43.61
1945	430,803.47	252,012.32	58.50	178,791.15	41.50
1946	658,400.71	453,269.81	68.86	205,130.90	31.15
1947	713,650.62	476,516.67	66.77	237,133.95	33.23
1948	795,046.51	519,227.06	65.31	275,819.45	34.69
1949	910,754.00	599,435.35	65.82	311,318.65	34.18
1950	1,123,444.33	716,762.83	63.80	406,681.51	36.20
1951	1,356,555.63	896,389.68	66.08	460,165.95	33.92
1952	1,594,640.13	1,113,305.48	69.82	481,334.65	30.18
1953	1,679,033.61	1,133,909.61	67.53	545,124.00	32.47
1954	1,695,623.66	1,131,954.16	66.76	563,669.50	33.24
1955	1,718,186.98	1,125,633.03	65.51	592,553.95	34.49
1956	1,750,265.06	1,143,935.91	65.36	606,329.15	34.64
1957	1,699,847.14	1,110,929.74	65.35	588,917.40	34.65
1958	1,976,851.95	1,368,088.05	69.21	608,763.90	30.79
1959	2,158,336.35	1,476,718.80	68.42	681,617.55	31.58

STATE ROADS COMMISSION OF MARYLAND AND
 FIDELITY-BALTIMORE NATIONAL BANK, TRUSTEE
 STATEMENT OF ANNUAL TOLL INCOME AND TRAFFIC VOLUME AND RESULTING PERCENTAGES
 SUSQUEHANNA RIVER, POTOMAC RIVER AND CHESAPEAKE BAY TOLL BRIDGE AND PATAPSCO TUNNEL (CONTINUED)

POTOMAC RIVER TOLL BRIDGE (OPENED DECEMBER 15, 1940)		TRAFFIC VOLUME				
FISCAL YEAR ENDED SEPTEMBER 30	TOTAL	PASSENGER CARS AND ...LIGHT COMMERCIAL...			...HEAVY COMMERCIAL...	
	VEHICULAR	VEHICLES	% RATIO	VEHICLES	% RATIO	PASSENGERS
1941	116,143	99,693	85.84	16,450	14.16	13,685
1942	171,647	136,558	79.56	35,089	20.44	9,798
1943	182,573	137,236	75.17	45,337	24.83	11,802
1944	220,759	176,374	79.89	44,385	20.11	10,847
1945	256,783	206,992	80.61	49,791	19.39	12,881
1946	453,897	386,138	85.07	67,759	14.93	12,392
1947	581,365	478,929	82.38	102,436	17.62	12,732
1948	681,353	571,780	83.92	109,573	16.08	22,749
1949	836,134	732,427	87.60	103,707	12.40	36,436
1950	964,971	848,917	87.97	116,054	12.03	43,927
1951	1,262,756	1,124,844	89.08	137,912	10.92	59,716
1952	1,503,103	1,372,014	91.28	131,089	8.72	51,722
1953	1,822,765	1,674,992	91.89	147,773	8.11	16,303
1954	1,863,019	1,718,798	92.26	144,221	7.74	-
1955	1,867,221	1,711,791	91.68	155,430	8.32	-
1956	1,958,509	1,802,038	92.01	156,471	7.99	-
1957	2,084,971	1,921,874	92.18	163,097	7.82	-
1958	2,004,936	1,835,888	91.57	169,048	8.43	-
1959	2,175,593	1,968,287	90.47	207,306	9.53	-

TOLL INCOME		TOLL INCOME					
FISCAL YEAR ENDED SEPTEMBER 30	TOTAL	PASSENGER CARS AND ...LIGHT COMMERCIAL...			...HEAVY COMMERCIAL...		
	VEHICULAR AND PASSENGERS	VEHICULAR	VEHICLES	% RATIO	VEHICLES	% RATIO	PASSENGERS
1941	\$ 120,057.75	\$ 118,005.75	\$ 97,677.80	82.77	\$ 20,327.95	17.23	\$2,051.40
1942	176,749.90	175,280.20	131,348.00	74.94	43,932.20	25.06	1,469.70
1943	191,442.20	189,671.90	133,172.40	70.21	56,499.50	29.79	1,770.30
1944	232,996.65	231,369.60	176,112.05	76.12	55,257.55	23.88	1,627.05
1945	271,871.05	269,938.90	206,530.70	76.51	63,408.20	23.49	1,932.15
1946	469,092.05	467,233.10	377,627.95	80.82	89,605.15	19.18	1,858.95
1947	606,398.50	604,488.70	463,181.90	76.62	141,306.80	23.38	1,909.80
1948	701,678.70	698,266.35	550,555.85	78.85	147,710.50	21.15	3,412.35
1949	849,768.85	844,288.45	707,594.35	83.81	136,694.10	16.19	5,480.40
1950	988,453.00	981,863.95	821,573.55	83.67	160,290.40	16.33	6,589.05
1951	1,313,456.85	1,304,499.45	1,104,090.60	84.64	200,408.85	15.36	8,957.40
1952	1,549,853.95	1,542,095.65	1,348,450.05	87.44	193,645.60	12.56	7,758.30
1953	1,871,385.10	1,868,939.65	1,647,683.75	88.16	221,255.90	11.84	2,445.45
1954	1,919,981.80	1,919,981.80	1,697,444.10	88.41	222,537.70	11.59	-
1955	1,934,390.10	1,934,390.10	1,688,209.70	87.27	246,180.40	12.73	-
1956	2,072,939.95	2,072,939.95	1,803,341.40	86.99	269,598.55	13.01	-
1957	2,234,931.40	2,234,931.40	1,923,937.80	86.08	310,993.60	13.92	-
1958	2,171,323.50	2,171,323.50	1,837,246.20	84.61	334,077.30	15.39	-
1959	2,380,336.10	2,380,336.10	1,965,214.80	82.56	415,121.30	17.44	-

STATE ROADS COMMISSION OF MARYLAND AND
 FIDELITY-BALTIMORE NATIONAL BANK, TRUSTEE
 STATEMENT OF ANNUAL TOLL INCOME AND TRAFFIC VOLUME AND RESULTING PERCENTAGES
 SUSQUEHANNA RIVER, POTOMAC RIVER AND CHESAPEAKE BAY TOLL BRIDGES AND PATAPSCO TUNNEL (CONCLUDED)

CHESAPEAKE BAY TOLL BRIDGE
 (OPENED JULY 30, 1952)

FISCAL YEAR ENDED SEPTEMBER 30,	TRAFFIC VOLUME					
	TOTAL VEHICULAR	PASSENGER CARS AND ..LIGHT COMMERCIAL..		HEAVY COMMERCIAL		
		VEHICLES	%RATIO	VEHICLES	%RATIO	PASSENGERS
1952	433,851	403,775	93.07	30,076	6.93	1,048,957
1953	1,919,077	1,748,058	91.07	171,019	8.91	2,762,995
1954	2,031,818	1,843,726	90.74	188,092	9.26	2,763,950
1955	2,185,181	1,985,693	90.87	199,488	9.13	2,971,141
1956	2,448,557	2,231,489	91.13	217,068	8.87	3,319,386
1957	2,836,256	2,597,106	91.57	239,150	8.43	3,886,395
1958	2,528,404	2,286,383	90.43	242,021	9.57	8,270*
1959	2,671,528	2,414,504	90.38	257,024	9.62	- *

FISCAL YEAR ENDED SEPTEMBER 30	TOLL INCOME						
	TOTAL VEHICULAR AND PASSENGERS	PASSENGER CARS AND ..LIGHT COMMERCIAL..		HEAVY COMMERCIAL			
		VEHICULAR	VEHICLES	%RATIO	VEHICLES	%RATIO	PASSENGERS
1952	\$ 911,628.75	\$ 649,806.95	\$ 554,168.70	85.28	\$ 95,638.25	14.72	\$261,821.80
1953	3,634,110.55	2,946,096.30	2,394,857.30	81.29	551,239.00	18.71	688,014.25
1954	3,820,732.10	3,132,661.50	2,517,998.25	80.38	614,663.25	19.62	688,070.60
1955	4,030,049.70	3,296,157.65	2,632,672.40	79.87	663,485.25	20.13	733,892.05
1956	4,490,960.40	3,672,618.90	2,946,929.90	80.24	725,689.00	19.76	818,341.50
1957	5,204,438.85	4,246,665.30	3,429,817.30	80.76	816,847.50	19.24	957,773.55
1958	4,049,204.90	3,931,014.00	3,092,456.25	78.67	838,557.75	21.33	118,190.90
1959	4,219,393.75	4,150,049.85	3,245,283.10	78.20	904,766.75	21.80	69,343.90

PATAPSCO TUNNEL
 (OPENED NOVEMBER 30, 1957)

FISCAL YEAR ENDED SEPTEMBER 30	TRAFFIC VOLUME				
	TOTAL VEHICULAR	PASSENGER CARS AND ..LIGHT COMMERCIAL..		..HEAVY COMMERCIAL..	
		VEHICLES	%RATIO	VEHICLES	%RATIO
1958	7,955,600	6,924,932	87.04	1,030,668	12.96
1959	11,583,085	9,914,433	85.59	1,668,652	14.41

FISCAL YEAR ENDED SEPTEMBER 30	TOLL INCOME				
	TOTAL VEHICULAR	PASSENGER CARS AND ..LIGHT COMMERCIAL..		..HEAVY COMMERCIAL..	
		VEHICLES	%RATIO	VEHICLES	%RATIO
1958	\$3,405,091.90	\$2,613,165.25	76.74	\$ 791,926.65	23.26
1959	5,037,020.40	3,755,317.95	74.55	1,281,702.45	25.45

* FIGURE INDETERMINATE FOLLOWING RATE CHANGE EFFECTIVE NOVEMBER 1, 1957.